



US00D538859S

(12) **United States Design Patent**  
**Riccomini et al.**

(10) **Patent No.:** **US D538,859 S**  
(45) **Date of Patent:** **\*\* Mar. 20, 2007**

- (54) **ACTION TRIGGERS EMBEDDED IN MID-FRAME OF A HANDHELD DEVICE**
- (75) Inventors: **Roy J. Riccomini**, Saratoga, CA (US); **Timothy D. Twerdahl**, Los Altos, CA (US); **Byron J. Connell**, Menlo Park, CA (US); **Scott D. Lincke**, San Carlos, CA (US); **Scott W. Summit**, San Francisco, CA (US)

6,290,604 B2 *	9/2001	Miyamoto et al. ....	463/30
D463,125 S *	9/2002	Cheng .....	D3/321
D469,766 S *	2/2003	Hussaini et al. ....	D14/401
D474,755 S *	5/2003	Senda et al. ....	D14/135
D475,710 S *	6/2003	Sheehan et al. ....	D14/401
6,734,448 B2 *	5/2004	Kongable .....	250/504 R
2003/0100363 A1 *	5/2003	Ali .....	463/30
2004/0224765 A1 *	11/2004	Martinez et al. ....	463/37

\* cited by examiner

- (73) Assignee: **Inventec Appliances Corporation**, Taipei (TW)
- (\*\*) Term: **14 Years**

*Primary Examiner*—Prabhakar Deshmukh  
(74) *Attorney, Agent, or Firm*—Carr & Ferrell LLP

- (21) Appl. No.: **29/204,595**
- (22) Filed: **Apr. 30, 2004**

(57) **CLAIM**

The ornamental design for action triggers embedded in mid-frame of a handheld device, as shown and described.

- (51) **LOC (8) Cl.** ..... **21-01**
  - (52) **U.S. Cl.** ..... **D21/333; D14/401**
  - (58) **Field of Classification Search** ..... D14/399–401, D14/338, 432; D21/424, 333; D3/218, 272, D3/312–323, 900; 273/148 B; 463/1, 30, 463/36, 38, 46, 47; 190/19–26, 37, 124–127, 190/100, 900
- See application file for complete search history.

**DESCRIPTION**

FIG. 1 is a top plan view of action triggers embedded in mid-frame of a handheld device;

FIG. 2 is a right side elevation view of the action triggers embedded in mid-frame of a handheld device, a left side elevation view being the same as shown;

FIG. 3 is a top left perspective view of the action triggers embedded in mid-frame of a handheld device; and,

FIG. 4 is another top left perspective view of the action triggers embedded in mid-frame of a handheld device.

The broken lines, which define the bounds of the claimed design, form no part thereof. The broken lines showing a handheld device are for illustrative purpose only and form no part of the claimed design.

- (56) **References Cited**
- U.S. PATENT DOCUMENTS
- D114,962 S \* 5/1939 Ortner ..... D3/321
- 5,930,929 A \* 8/1999 Bubits ..... 42/70.06
- 5,990,868 A \* 11/1999 Frederick ..... 345/158
- 6,035,982 A \* 3/2000 Wei-Chih ..... 190/37

**1 Claim, 4 Drawing Sheets**

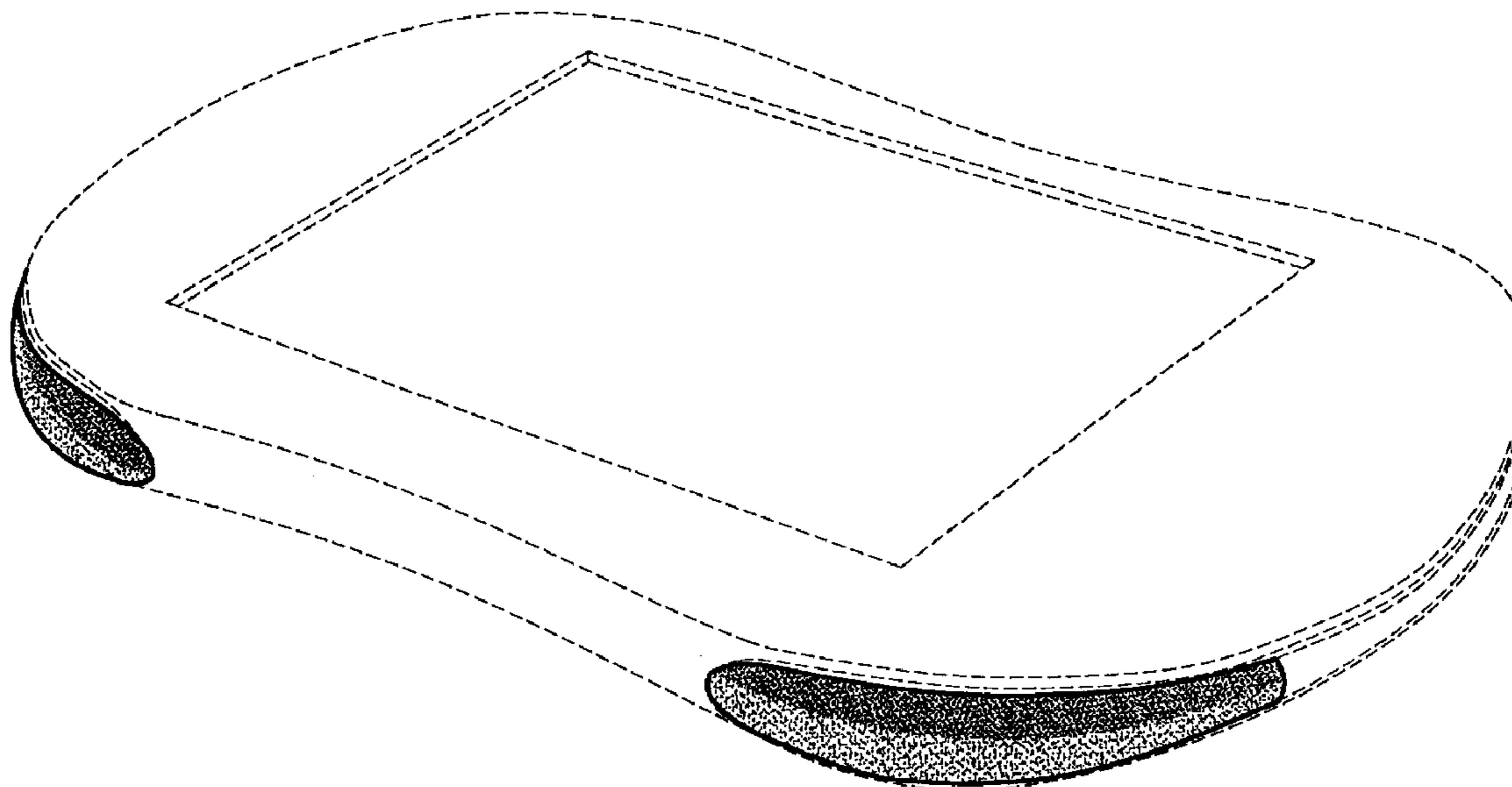




FIG. 1

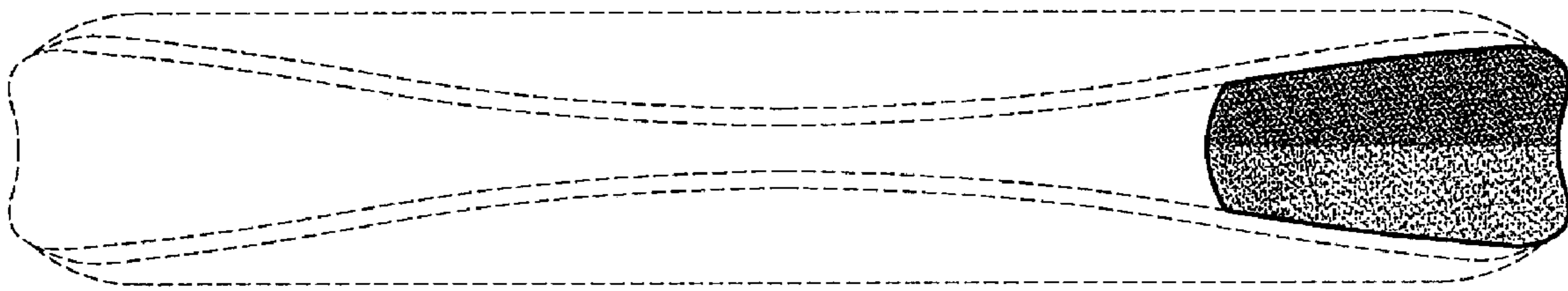


FIG. 2

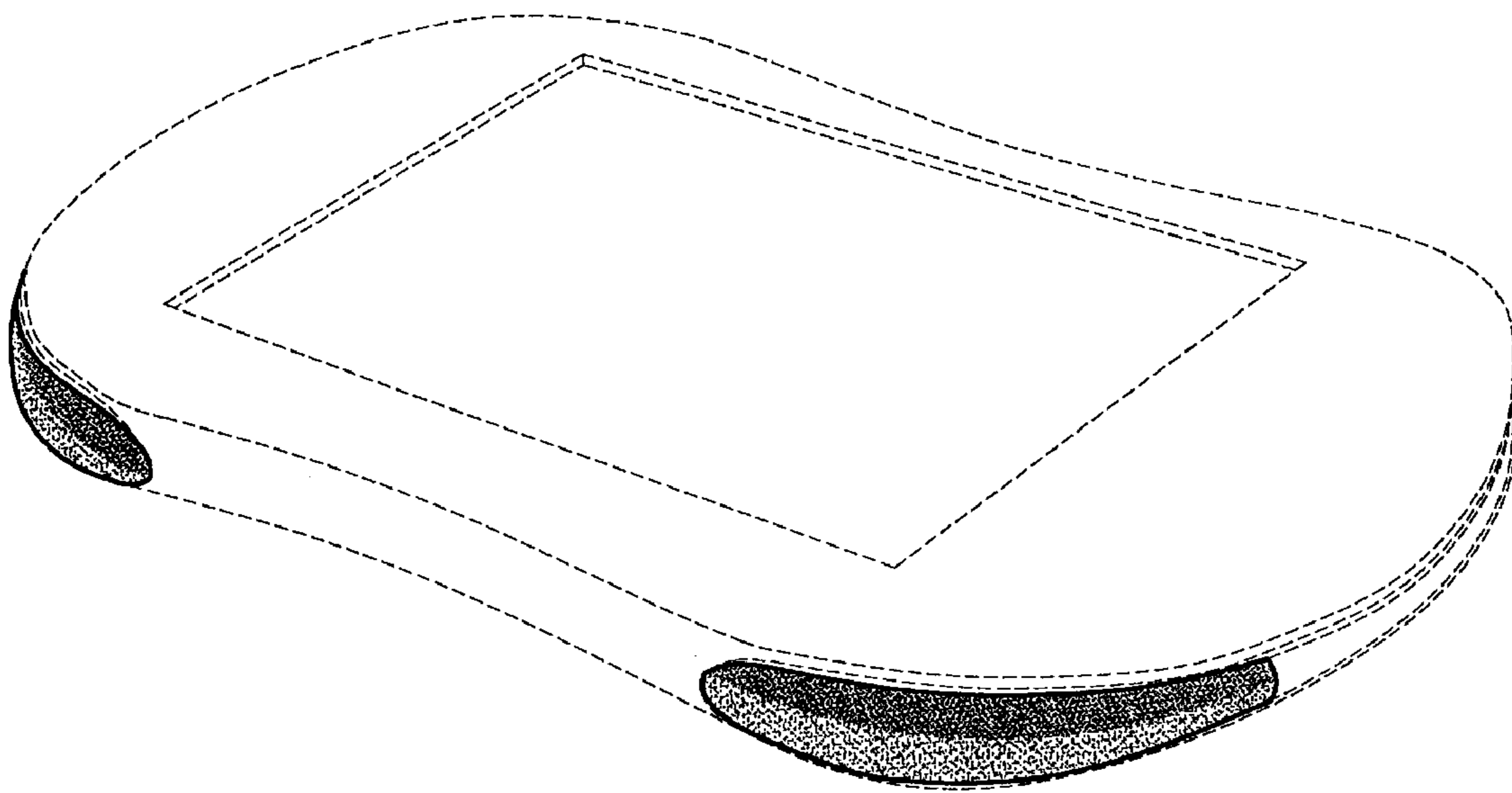


FIG. 3

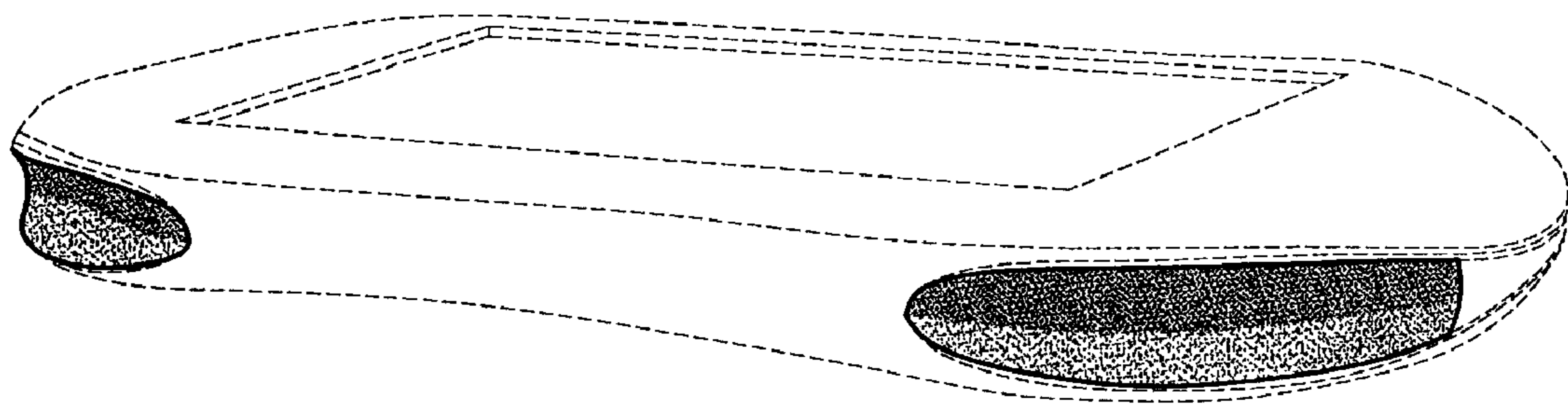


FIG. 4