



US00D538854S

(12) **United States Design Patent**
Nakazawa

(10) **Patent No.:** **US D538,854 S**

(45) **Date of Patent:** **** Mar. 20, 2007**

(54) **WRITING INSTRUMENT**

(75) Inventor: **Hidekazu Nakazawa**, Tokyo (JP)

(73) Assignee: **Pentel of America, Ltd.**

(**) Term: **14 Years**

(21) Appl. No.: **29/233,829**

(22) Filed: **Jul. 8, 2005**

(51) **LOC (8) Cl.** **19-06**

(52) **U.S. Cl.** **D19/51**

(58) **Field of Classification Search** D19/36,
D19/37, 41-51, 54-57; 24/11 R, 11 F, 11 P;
401/52, 99, 100, 104, 105, 106, 107, 108,
401/109, 192, 195, 243-247

See application file for complete search history.

(56) **References Cited**

U.S. PATENT DOCUMENTS

- D334,407 S * 3/1993 Petterson D19/49
- D351,416 S * 10/1994 Oka et al. D19/48
- D364,424 S * 11/1995 Shimizu D19/51

D404,765 S * 1/1999 Izushima et al. D19/51

D422,634 S * 4/2000 Osepchuk D19/51

D472,928 S * 4/2003 Ikeda D19/51

D501,879 S * 2/2005 Martin D19/36

D523,476 S * 6/2006 Nakazawa D19/49

* cited by examiner

Primary Examiner—Elizabeth A. Albert

(74) *Attorney, Agent, or Firm*—Adams & Wilks

(57) **CLAIM**

The ornamental design for a writing instrument, as shown and described.

DESCRIPTION

FIG. 1 is a front, right perspective view of a writing instrument showing my new design;

FIG. 2 is a front elevational view thereof;

FIG. 3 is a right side view thereof;

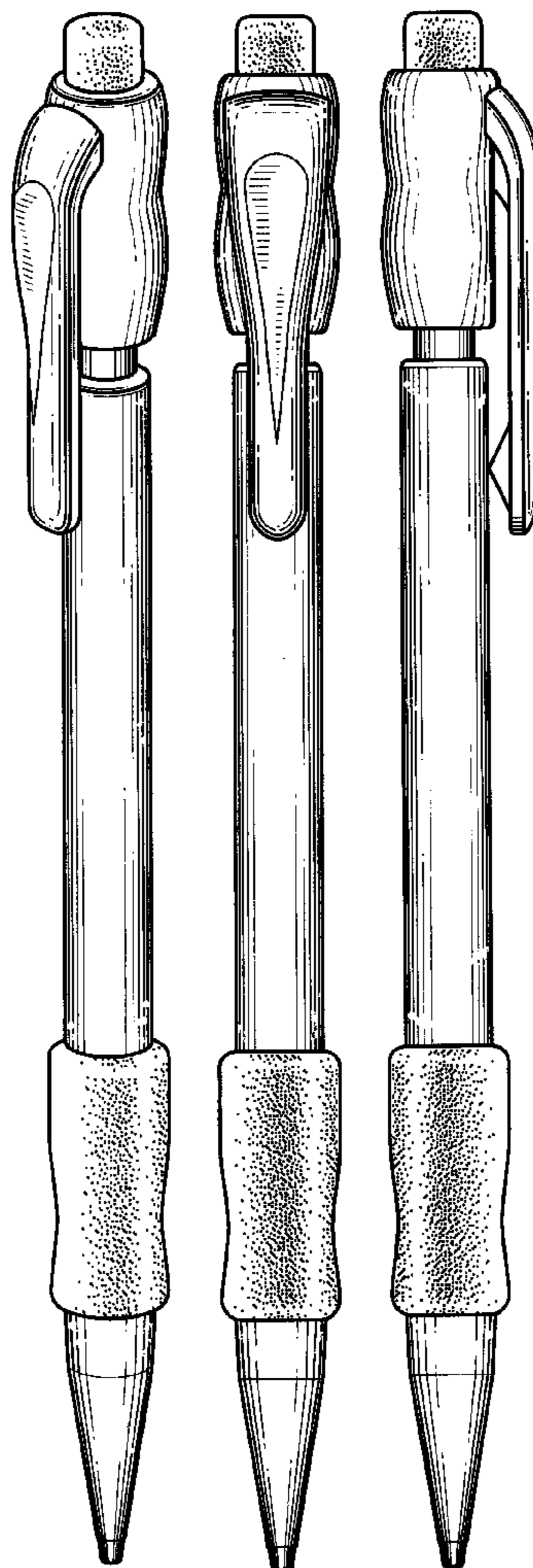
FIG. 4 is a left side elevational view thereof;

FIG. 5 is a rear elevational view thereof;

FIG. 6 is a top plan view thereof; and,

FIG. 7 is a bottom plan view thereof.

1 Claim, 3 Drawing Sheets



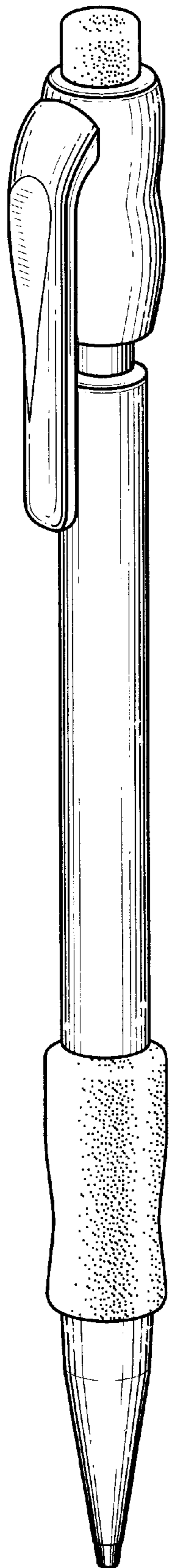


FIG. 1

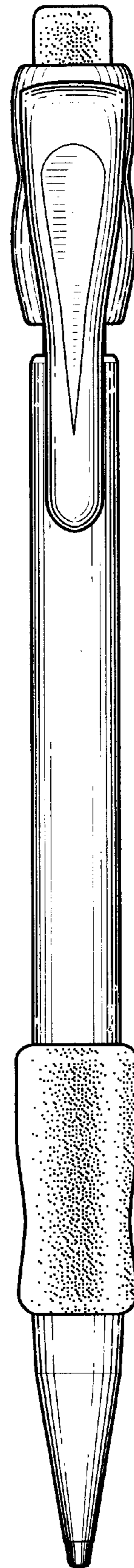


FIG. 2

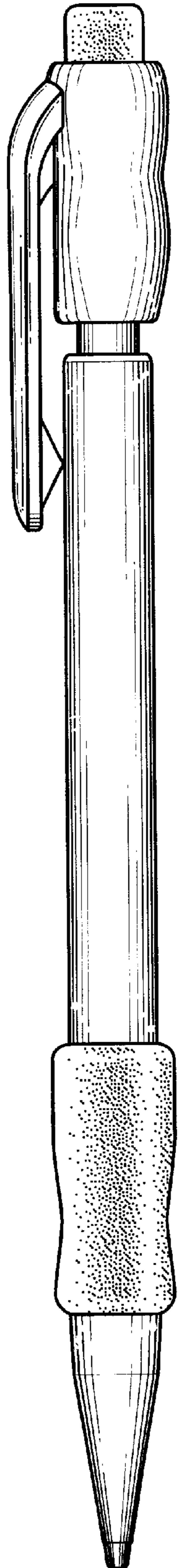


FIG. 3

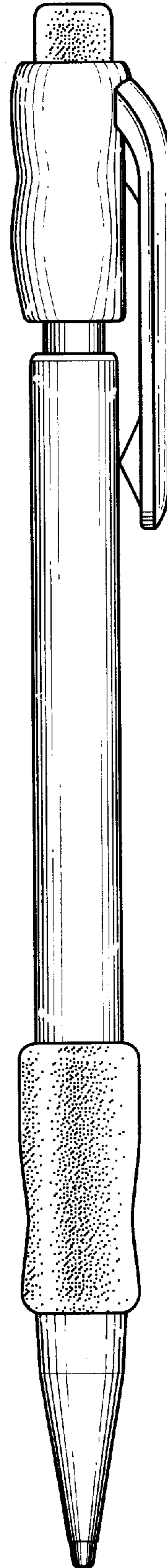


FIG. 4



FIG. 5




FIG. 6

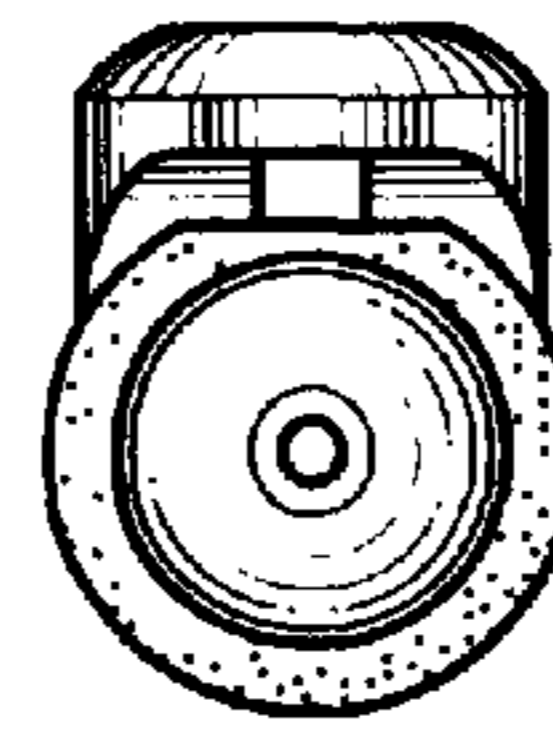


FIG. 7