



US00D538844S

(12) **United States Design Patent**  
**Christian et al.**

(10) **Patent No.:** **US D538,844 S**  
(45) **Date of Patent:** **\*\* Mar. 20, 2007**

(54) **PNEUMATIC TUBE SYSTEM TRANSACTION  
TERMINAL BASE**

(75) Inventors: **Todd Christian**, Dalton, OH (US); **Neil  
Gromley**, Kensington, OH (US); **Gary  
Baker**, Bolivar, OH (US); **Daniel  
McIntyre**, Uniontown, OH (US);  
**Donald S. Nelson, Jr.**, Akron, OH (US)

(73) Assignee: **Diebold, Incorporated**, North Canton,  
OH (US)

(\*\*) Term: **14 Years**

(21) Appl. No.: **29/220,935**

(22) Filed: **Jan. 7, 2005**

(51) **LOC (8) Cl.** ..... **18-99**

(52) **U.S. Cl.** ..... **D18/35**

(58) **Field of Classification Search** ..... D18/35,  
D18/99; 406/111, 112, 1, 34, 37, 184-190;  
D99/28, 35; 138/DIG. 8

See application file for complete search history.

(56) **References Cited**

**U.S. PATENT DOCUMENTS**

723,457 A \* 3/1903 Gipe ..... 406/190  
842,419 A \* 1/1907 Palmer ..... 406/188  
1,651,333 A \* 11/1927 Merrill ..... 406/186

3,072,362 A \* 1/1963 Allen ..... 406/188  
D227,346 S \* 6/1973 Fischer ..... D18/35  
D251,995 S \* 5/1979 Bell ..... D99/28  
D263,086 S \* 2/1982 Best et al. .... D99/28  
D338,317 S \* 8/1993 Woodward ..... D99/28  
D354,508 S \* 1/1995 Vogel ..... D18/35  
5,980,164 A \* 11/1999 Fratello ..... 406/190

**FOREIGN PATENT DOCUMENTS**

GB 3014214 \* 10/2004

\* cited by examiner

*Primary Examiner*—Charles A. Rademaker

(74) *Attorney, Agent, or Firm*—Ralph E. Jocke; Walker &  
Jocke

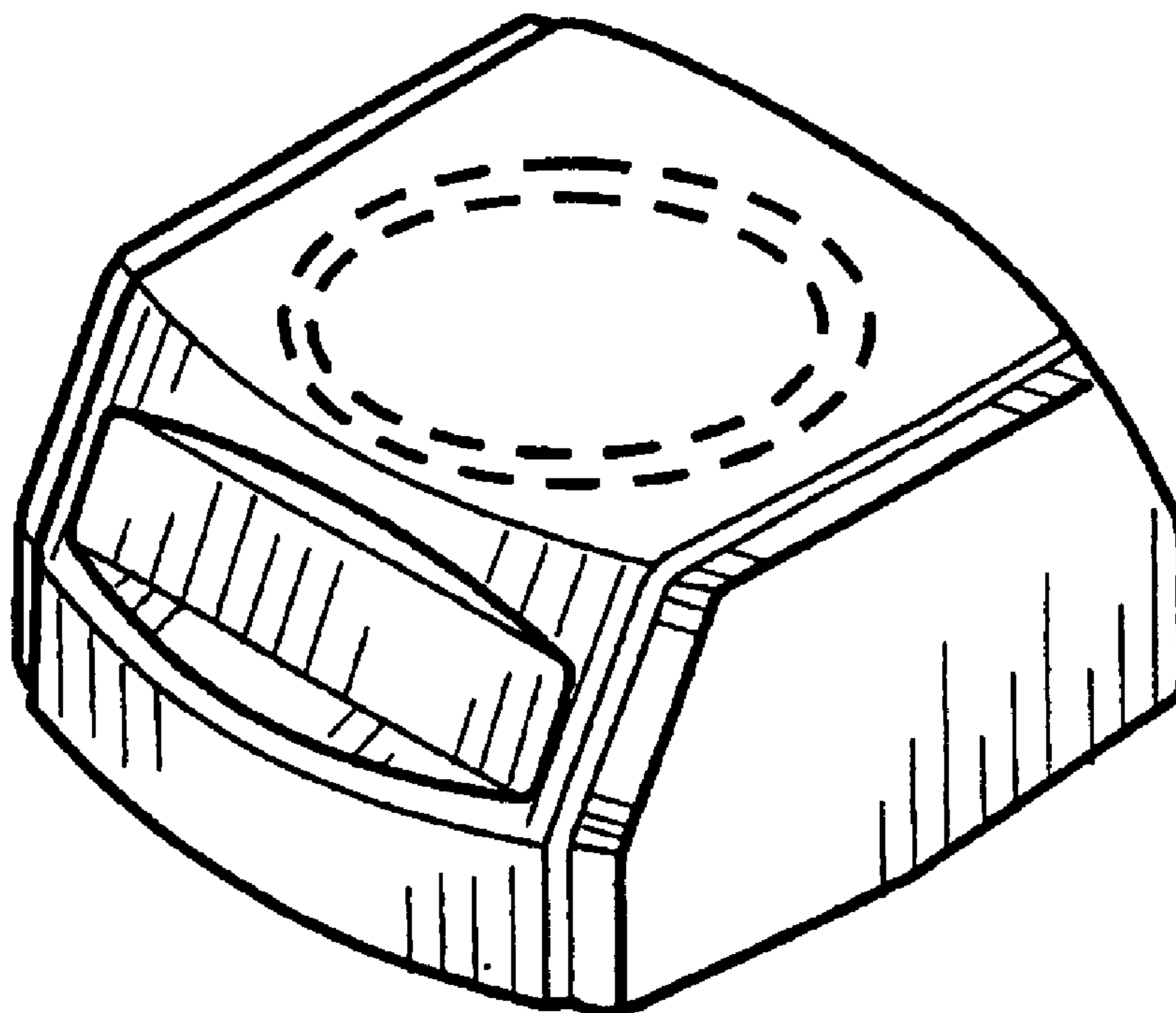
(57) **CLAIM**

The ornamental design for a pneumatic tube system trans-  
action terminal base, as shown and described.

**DESCRIPTION**

FIG. 1 is a top perspective view of a pneumatic tube system  
transaction terminal base showing our new design;  
FIG. 2 is a right side elevation thereof, the side opposite  
being identical; and,  
FIG. 3 is a front elevation thereof, the rear being identical.  
The broken lines in the drawings that define the bounds of  
the claimed design form no part thereof.

**1 Claim, 2 Drawing Sheets**



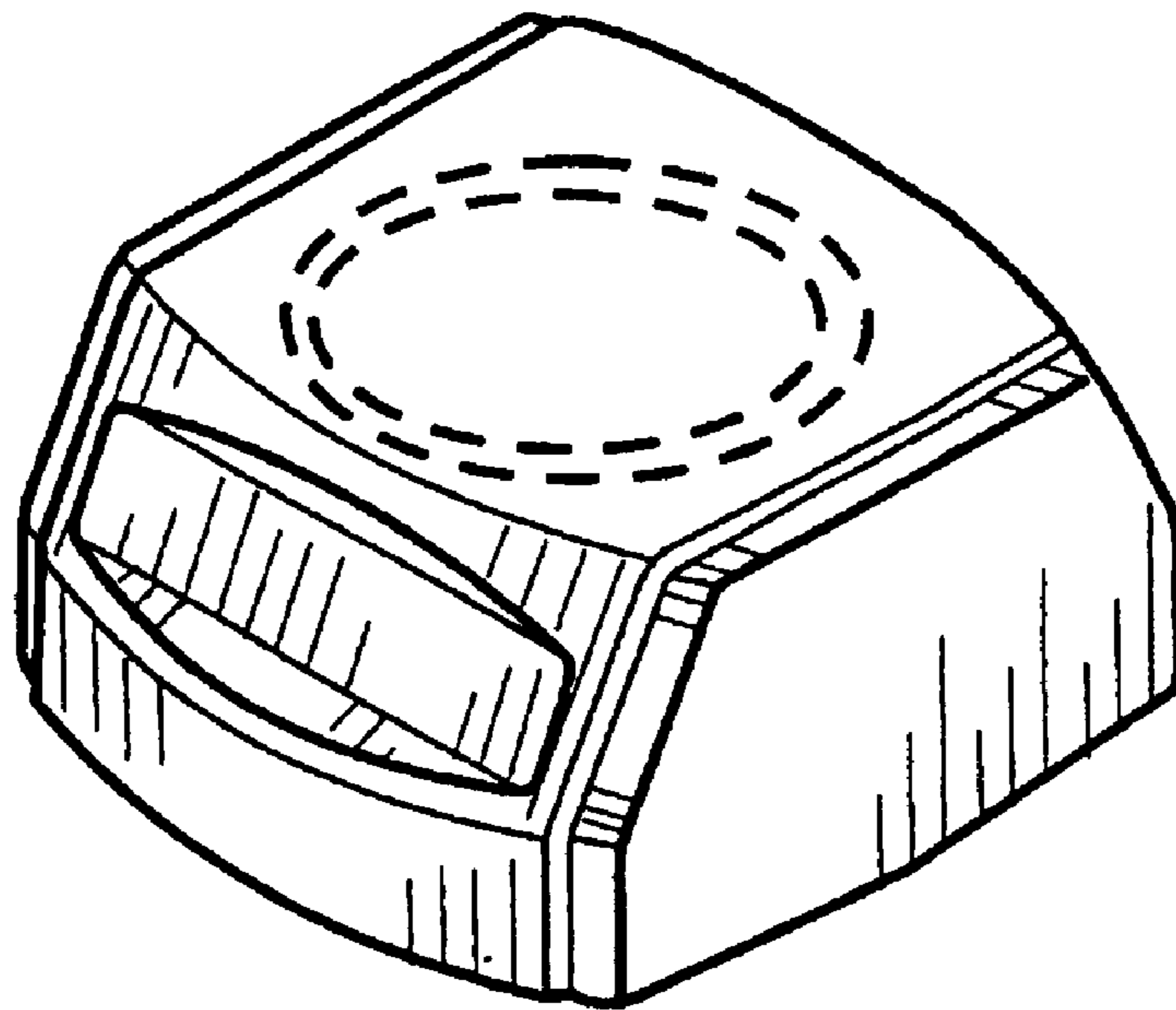


Fig. 1

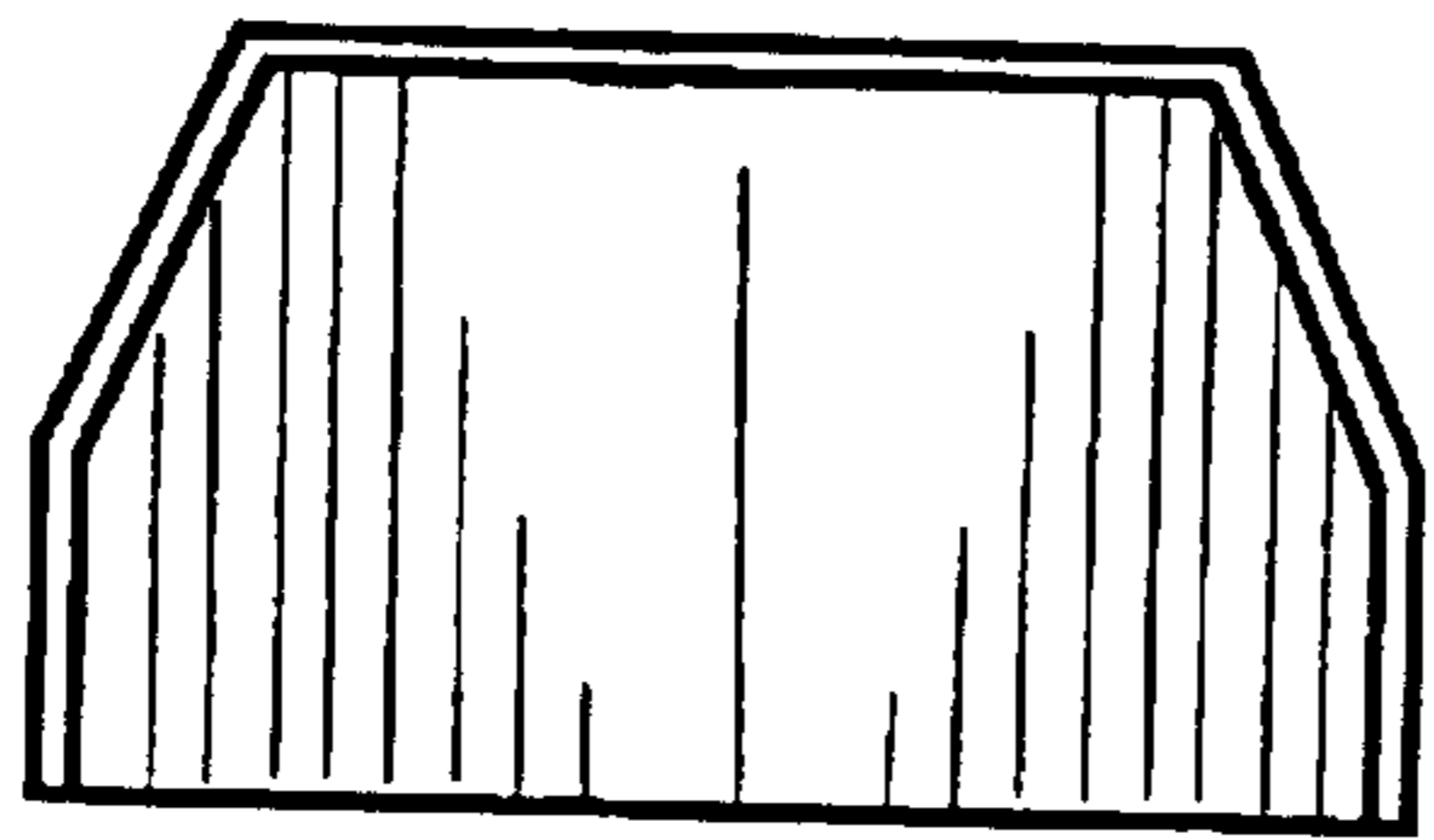


Fig. 2

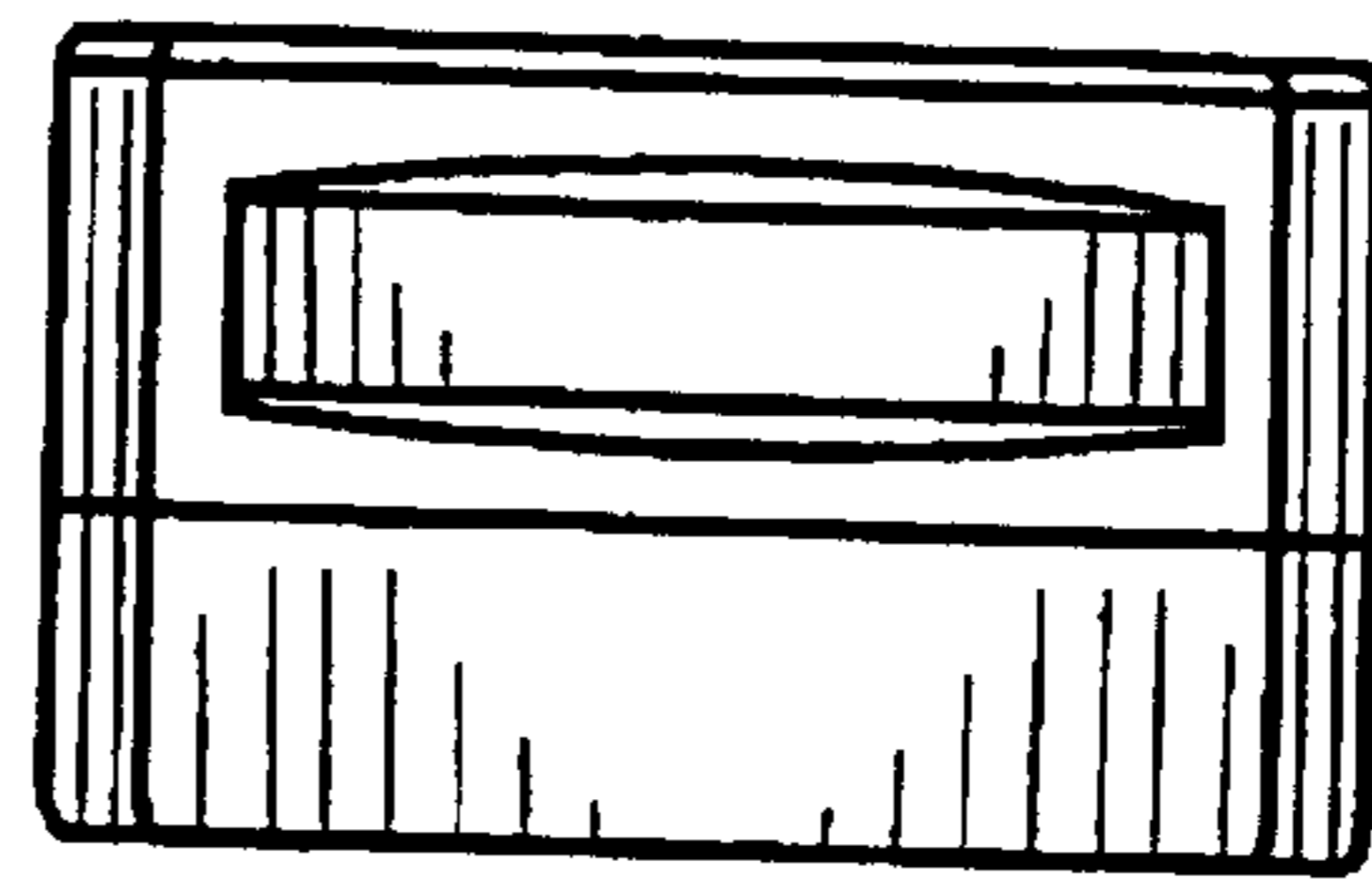


Fig. 3