



US00D538835S

(12) **United States Design Patent**
Lane

(10) **Patent No.:** **US D538,835 S**
(45) **Date of Patent:** **** Mar. 20, 2007**

(54) **EYEGLASSES**

(75) Inventor: **Henry Welling Lane**, San Luis Obispo, CA (US)

(73) Assignee: **Dioptics Medical Products, Inc.**, San Luis Obispo, CA (US)

(**) Term: **14 Years**

(21) Appl. No.: **29/231,410**

(22) Filed: **Jun. 3, 2005**

(51) **LOC (8) Cl.** **16-06**

(52) **U.S. Cl.** **D16/326**

(58) **Field of Classification Search** D16/300–330,
D16/101, 332–338; D29/109–110; D24/110.2;
351/41, 44, 51–52, 62, 158, 92, 103–111,
351/130, 61, 114–119, 121–123; 2/426–432,
2/448, 441, 447, 434–437

See application file for complete search history.

(56) **References Cited**

U.S. PATENT DOCUMENTS

D191,229 S	8/1961	Boxer
D195,311 S	5/1963	McNeill
3,233,249 A	2/1966	Baratelli et al.
D204,163 S	3/1966	Mitchell
D204,320 S	4/1966	Carmichael
D204,498 S	4/1966	Mitchell
D204,816 S	5/1966	Boxer
D205,246 S	7/1966	Mitchell
3,901,589 A	8/1975	Bienenfeld
D293,450 S	12/1987	Jannard
D371,382 S	7/1996	Berthet-Bondet
D387,083 S	12/1997	Stables
D396,484 S	7/1998	Stables
D397,713 S	9/1998	Brune et al.
D400,557 S	11/1998	Simioni
D402,303 S	12/1998	Simioni
D404,054 S	1/1999	Arnette et al.
D404,055 S	1/1999	Davis
D406,858 S	3/1999	Arnette

(Continued)

OTHER PUBLICATIONS

Solarshields Advertisement in PARADE Magazines, Washington Post, May 10, 1992, PARADE Publications, New York, NY, 1992.

Bolle Polarisant collection, 1993 Catalog, pp. 6–21, Bolle, Inc., Overland Park, KS, 1993.

Fisherman Eyewear, 1997 Catalog, Fisherman Eyewear, Inc. Hollister, CA, 1997.

Henry Welling Lane, 29/194,722, filed Nov. 28, 2003.

Henry Welling Lane, 29/202,023, filed Mar. 23, 2004.

Henry Welling Lane, 29/208,750, filed Jul. 2, 2004.

Henry Welling Lane, 29/208,749, filed Jul. 2, 2004.

Henry Welling Lane, 29/220,366, filed Dec. 28, 2004.

Henry Welling Lane, 29/231,404, filed Jun. 3, 2005.

Henry Welling Lane, 29/231,399, filed Jun. 3, 2005.

Henry Welling Lane, 29/231,385, filed Jun. 3, 2005.

Henry Welling Lane, 29/231,378, filed Jun. 3, 2005.

Henry Welling Lane, 29/231,400, filed Jun. 3, 2005.

Henry Welling Lane, 29/231,388, filed Jun. 3, 2005.

Primary Examiner—Raphael Barkai

(74) *Attorney, Agent, or Firm*—Derek J. Westberg

(57) **CLAIM**

The ornamental design for eyeglasses, as shown and described.

DESCRIPTION

FIG. 1 is a front perspective view of an embodiment of eyeglasses showing my new design;

FIG. 2 is a top view thereof;

FIG. 3 is a bottom view thereof;

FIG. 4 is a front elevation view thereof;

FIG. 5 is a right side elevation view thereof, the right side being a mirror image of the left side;

FIG. 6 is a rear elevation view thereof;

FIG. 7 is a front perspective view of an alternate embodiment of eyeglasses showing my new design;

FIG. 8 is a top view thereof;

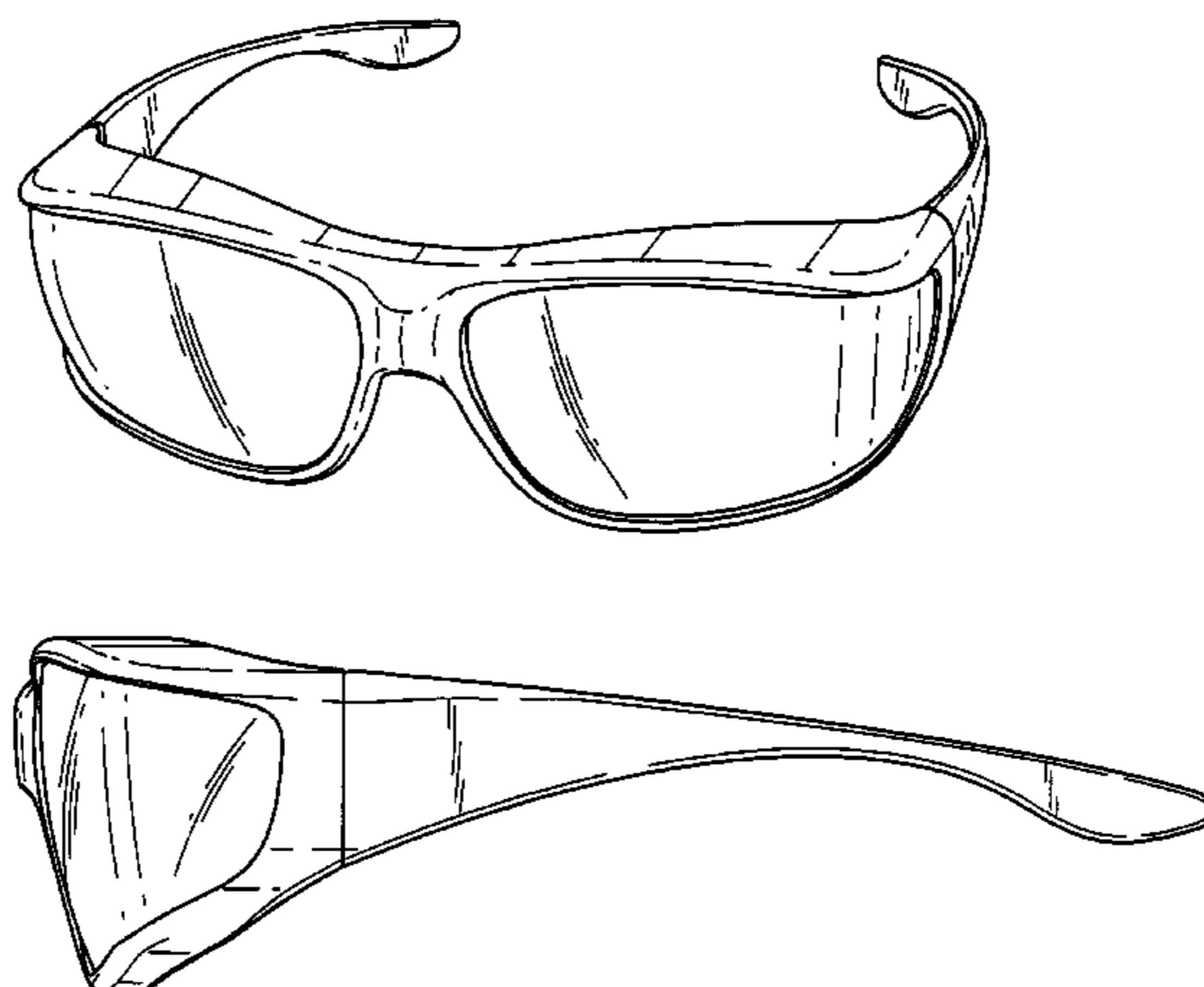
FIG. 9 is a bottom view thereof;

FIG. 10 is a front elevation view thereof;

FIG. 11 is a right side elevation view thereof, the right side being a mirror image of the left side; and,

FIG. 12 is a rear elevation view thereof.

1 Claim, 8 Drawing Sheets



US D538,835 S

Page 2

U.S. PATENT DOCUMENTS

D407,566 S	4/1999	Lane		D447,507 S	9/2001	Lane
D408,840 S	4/1999	Lane		D448,399 S	9/2001	Lane
5,969,787 A	10/1999	Hall et al.		D458,953 S	6/2002	Lane
D416,933 S	11/1999	Lane		D467,606 S	12/2002	Lane
D417,461 S	12/1999	Lane		D467,961 S	12/2002	Lane
D418,534 S	1/2000	Lane		D468,339 S	1/2003	Lane
D419,585 S	1/2000	Lane		D481,061 S	10/2003	Lane
D422,619 S	* 4/2000	Hsu D16/326	D481,062 S	10/2003	Lane
D433,697 S	11/2000	Lane		D481,063 S	10/2003	Lane
D433,698 S	11/2000	Lane		D481,410 S	10/2003	Lane
D434,062 S	11/2000	Lane		D482,717 S	11/2003	Lane et al.
D434,063 S	11/2000	Lane		D487,284 S	3/2004	Lane
D434,064 S	11/2000	Lane		D487,477 S	3/2004	Lane
D434,789 S	12/2000	Lane		D501,217 S	1/2005	Lane
D435,264 S	12/2000	Yeh		2004/0017540 A1	1/2004	Matera
D435,579 S	12/2000	Lane		2004/0263773 A1	12/2004	Lane et al.

* cited by examiner

FIG. 1




FIG. 2

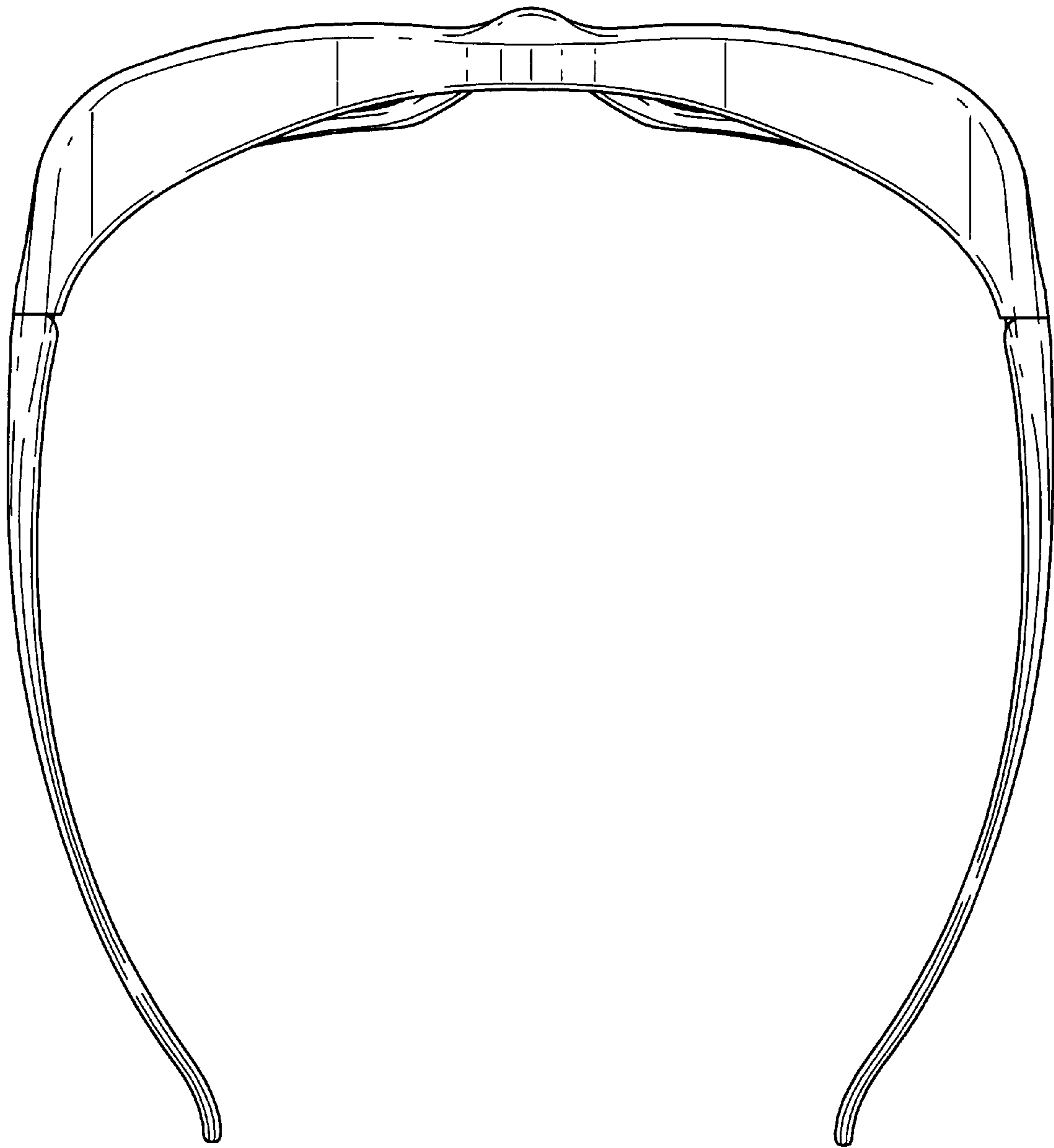


FIG. 3

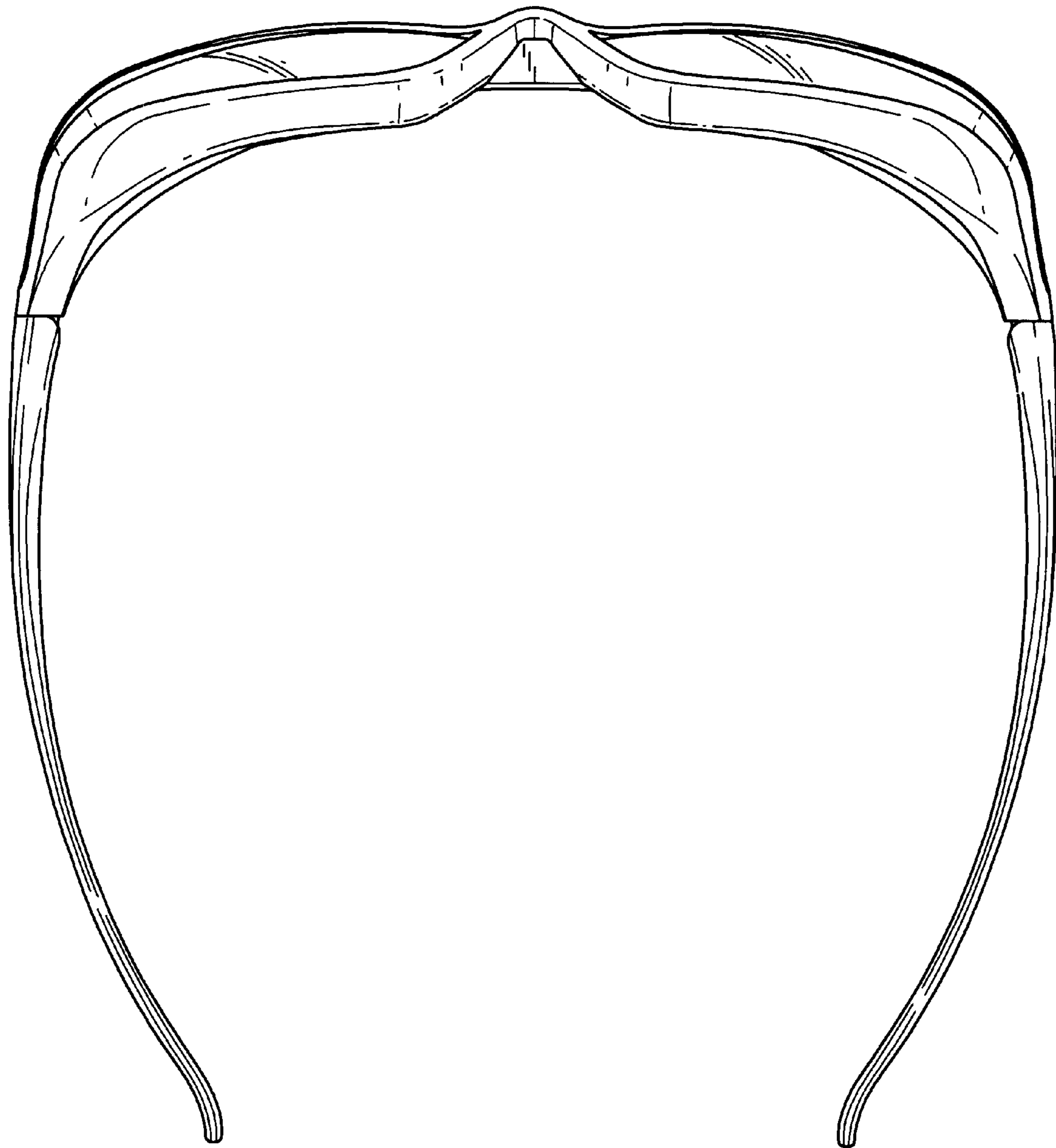


FIG. 4

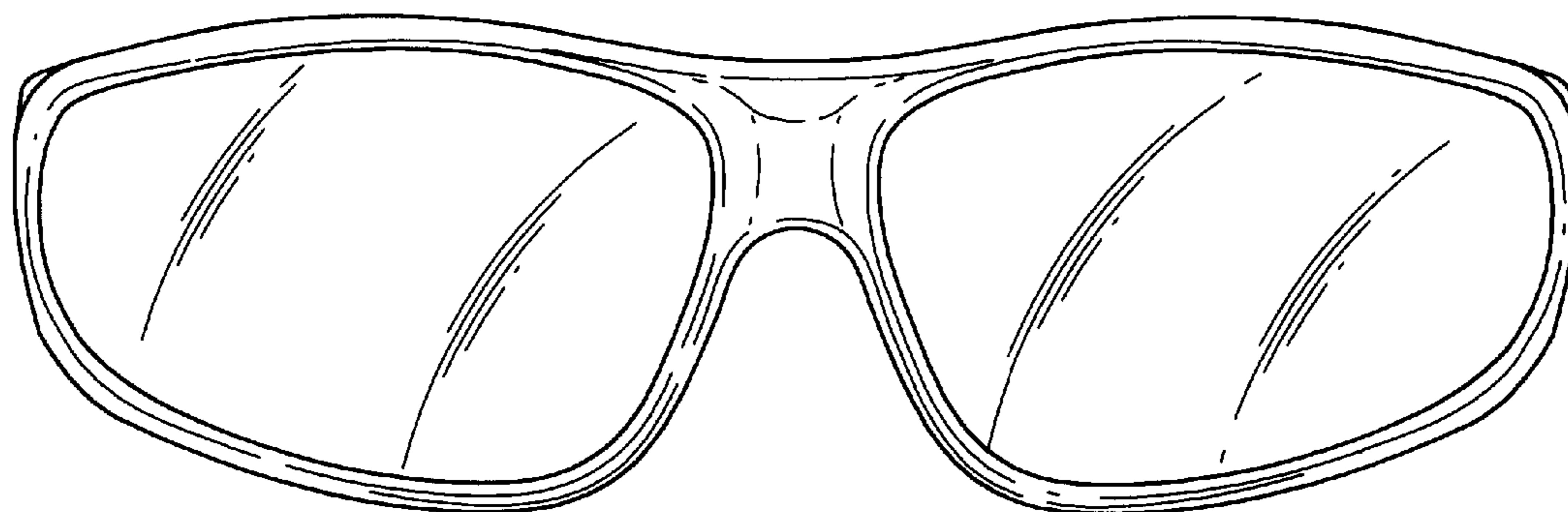


FIG. 5

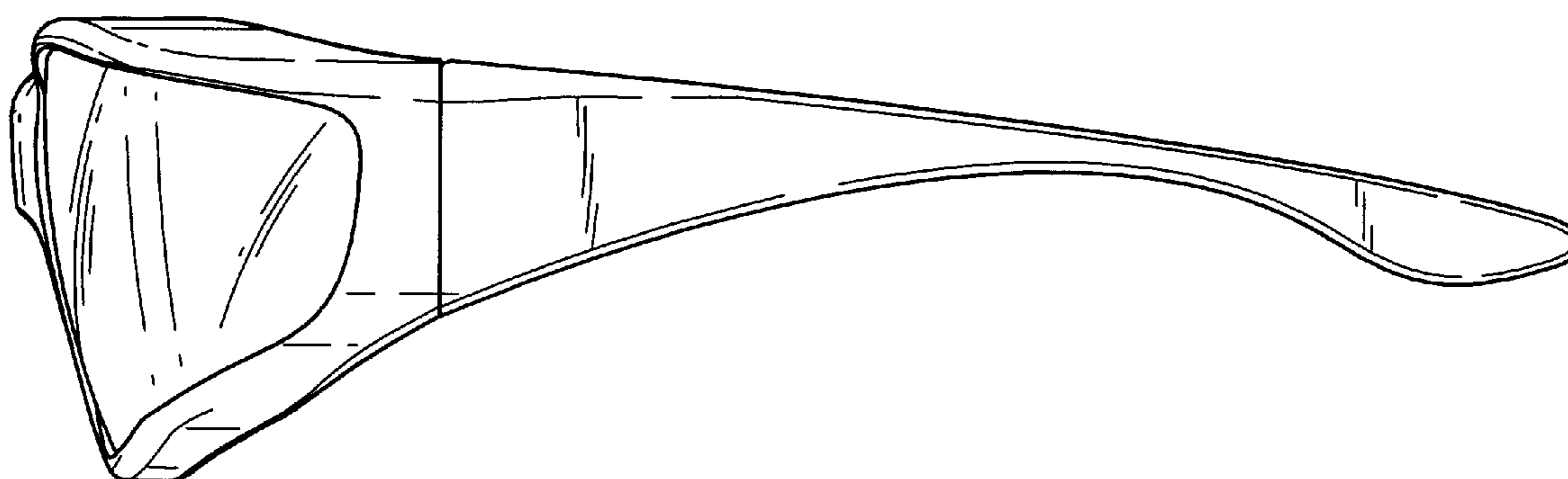


FIG. 6




FIG. 7




FIG. 8

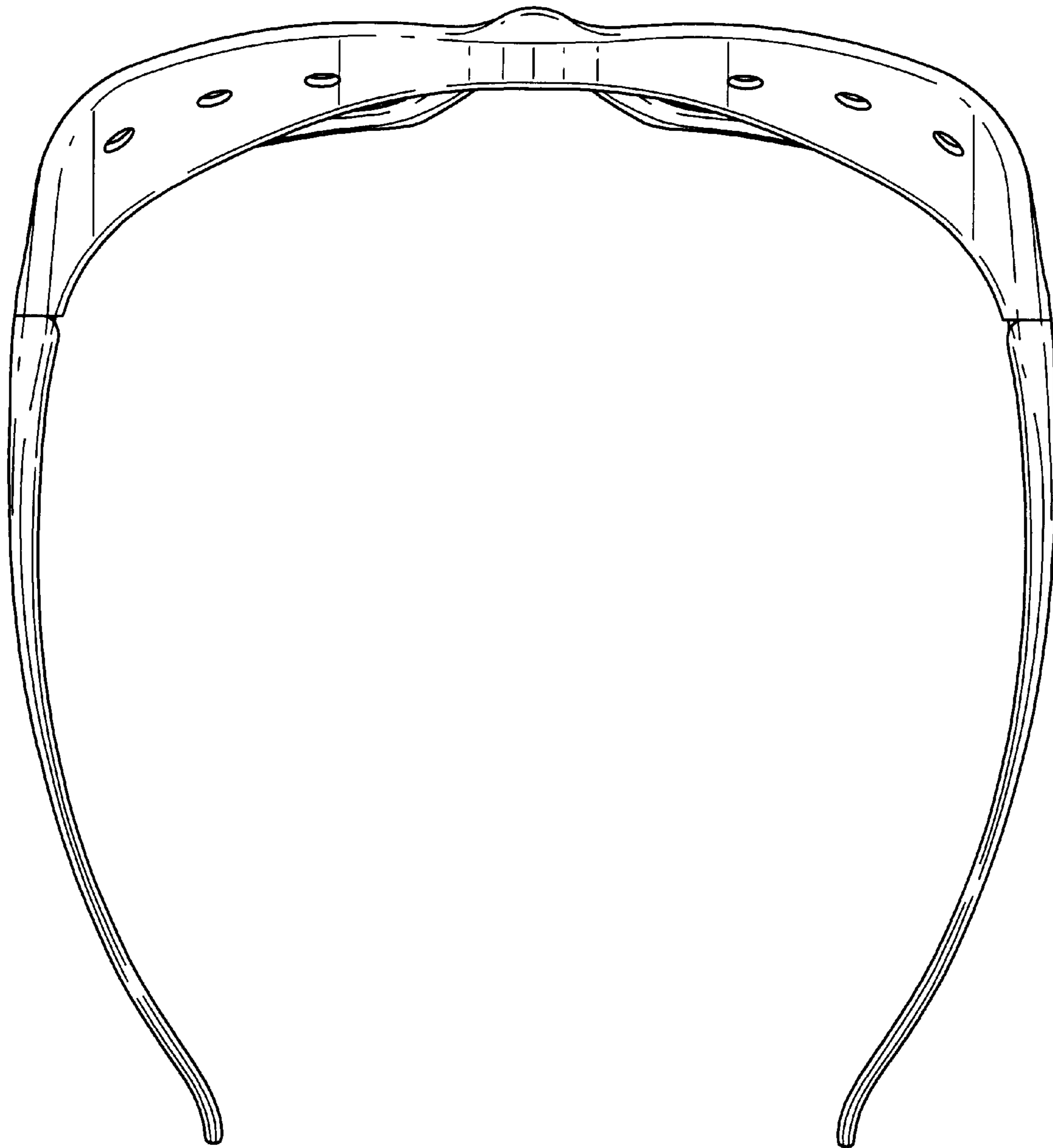


FIG. 9

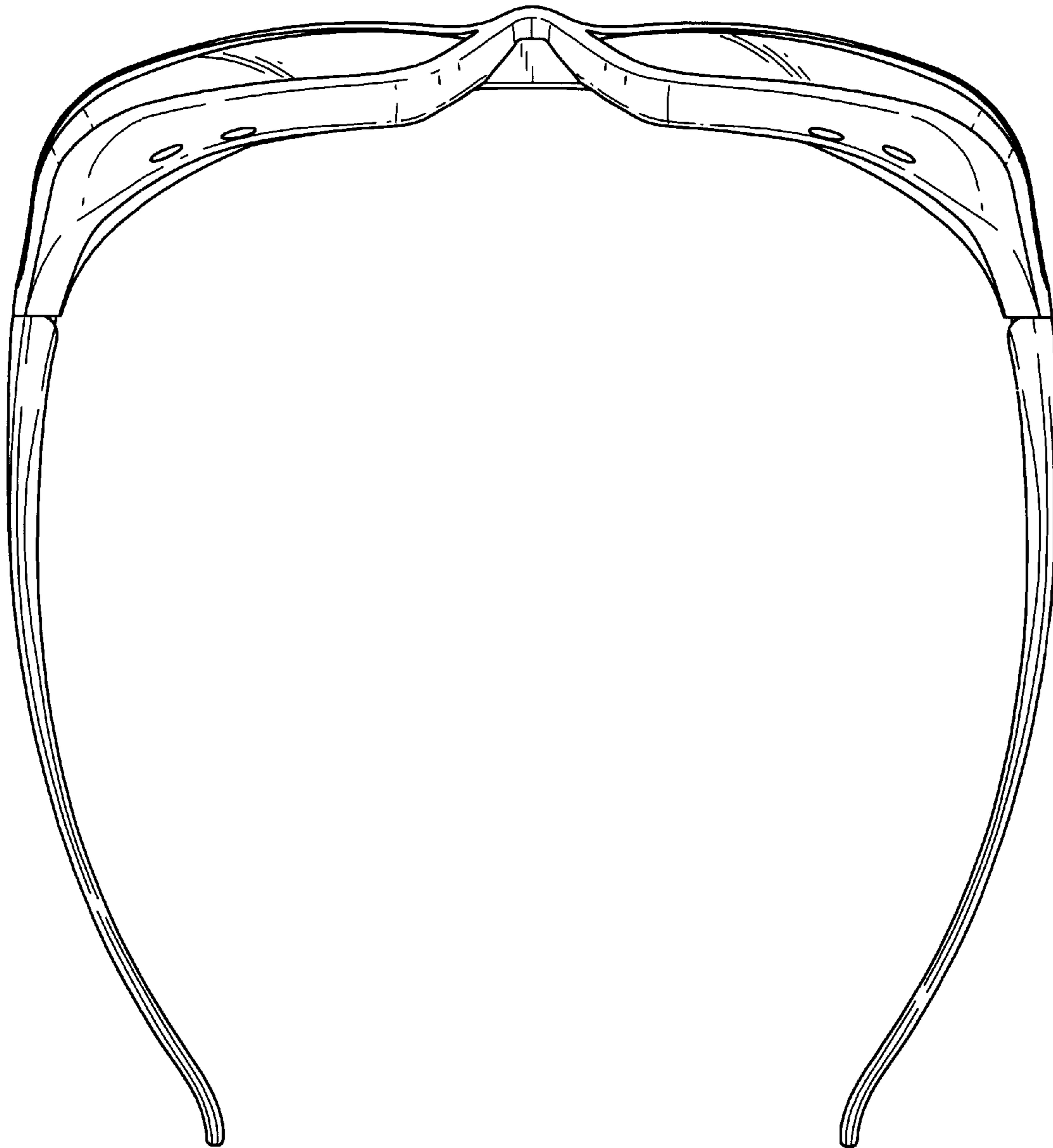


FIG. 10

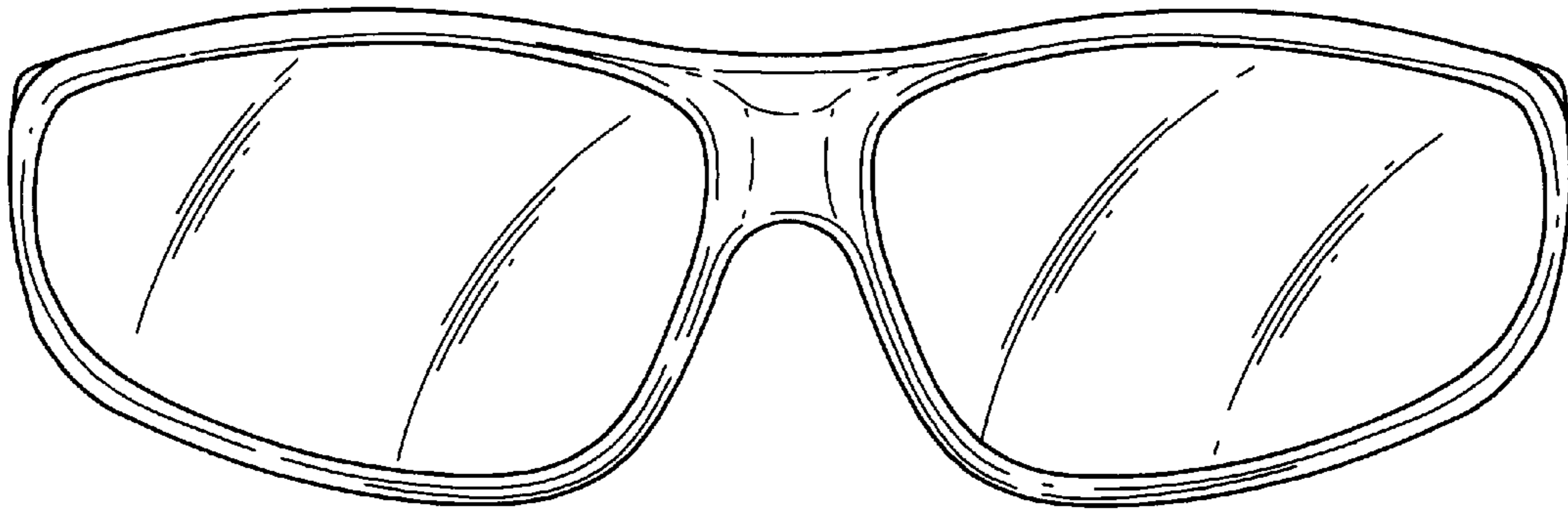


FIG. 11

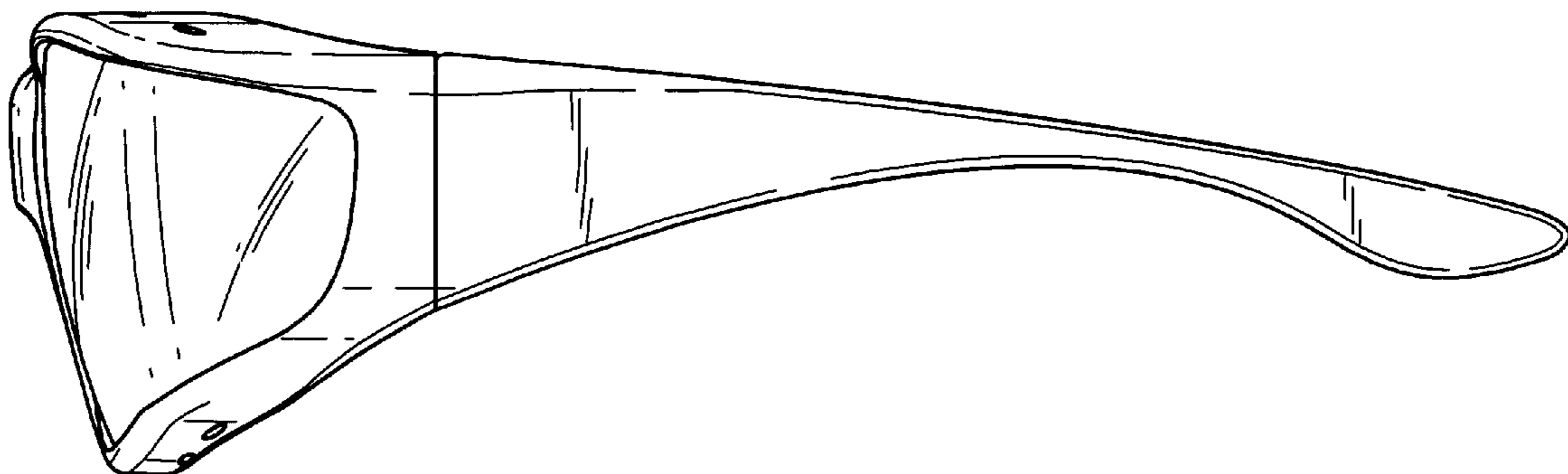


FIG. 12

