



US00D538828S

(12) **United States Design Patent**
Stern

(10) **Patent No.: US D538,828 S**

(45) **Date of Patent: ** Mar. 20, 2007**

(54) **PAD FOOT FOR A ROLLER**

(75) Inventor: **Jeffrey L. Stern**, Big Lake, MN (US)

(73) Assignee: **Caterpillar Paving Products Inc.**,
Minneapolis, MN (US)

(**) Term: **14 Years**

(21) Appl. No.: **29/228,895**

(22) Filed: **Apr. 29, 2005**

(51) **LOC (8) Cl. 15-03**

(52) **U.S. Cl. D15/28**

(58) **Field of Classification Search** D15/10,
D15/20, 21, 28, 29; D12/604; 404/117, 128,
404/121-124; 301/44.1-44.6, 43; 172/177,
172/197, 540, 554; 278/50; 37/453; 305/35 R,
305/39, 54, 58 R, 185, 157, 193, 197

See application file for complete search history.

4,858,699 A	8/1989	Poltrock	
4,919,566 A	* 4/1990	Caron et al.	404/121
H946 H	* 8/1991	Lonm	404/121
5,217,321 A	* 6/1993	Corcoran et al.	404/121
5,217,322 A	6/1993	Corcoran et al.	
D338,677 S	* 8/1993	Corcoran et al.	D15/28
D338,898 S	* 8/1993	Corcoran et al.	D15/28
5,358,355 A	* 10/1994	Brockway	404/121
5,360,288 A	11/1994	O'Neill et al.	
D359,054 S	6/1995	Gale et al.	
D379,630 S	* 6/1997	Brockway	D15/29
D430,172 S	* 8/2000	Kesavan	D15/28
6,095,717 A	* 8/2000	Kaldenberg et al.	404/121
D453,940 S	* 2/2002	McCartney	D15/28
D476,018 S	6/2003	Hayashi et al.	
D476,998 S	* 7/2003	Olsen et al.	D15/28
6,632,045 B1	* 10/2003	McCartney	404/72
6,682,262 B2	* 1/2004	Caron et al.	404/124
6,837,649 B2	* 1/2005	Livesay et al.	404/124
2004/0081514 A1	4/2004	Livesay et al.	
2004/0114999 A1	6/2004	Runestad	

* cited by examiner

Primary Examiner—Stella Reid
Assistant Examiner—Mark Goodwin
(74) *Attorney, Agent, or Firm*—Kevin C. Earle

(56) **References Cited**

U.S. PATENT DOCUMENTS

484,841 A	10/1892	Aveling	
654,617 A	7/1900	Fitzgerald	
840,788 A	1/1907	Meade	
1,403,195 A	1/1922	Rapattoni	
1,406,562 A	2/1922	Hruby	
1,782,085 A	11/1930	Zerwig	
1,828,824 A	10/1931	Von Brethorst	
1,861,873 A	6/1932	Nichol	
1,872,120 A	8/1932	Caskey	
1,931,766 A	10/1933	Le Tourneau	
1,942,655 A	1/1934	McCormick et al.	
2,312,471 A	3/1943	Low	
2,499,746 A	3/1950	Greiner et al.	
3,085,484 A	4/1963	McAdams et al.	
3,114,305 A	12/1963	Davis	
3,252,391 A	* 5/1966	Dils, Jr.	404/121
3,274,908 A	* 9/1966	Grant et al.	404/121
3,650,185 A	* 3/1972	Takata	404/121
3,891,341 A	* 6/1975	Trainor et al.	404/121
3,922,106 A	* 11/1975	Caron et al.	404/121
4,074,942 A	* 2/1978	Cochran	404/121
4,302,129 A	11/1981	Arenz	

(57) **CLAIM**

The ornamental design for a pad foot for a roller, substantially as shown and described.

DESCRIPTION

FIG. 1 is a front elevational view of a pad foot for a roller, showing my new design, the rear elevational view being a mirror image thereof;
FIG. 2 is a side elevational view thereof, the opposite side elevational view being a mirror image thereof;
FIG. 3 is a top plan view thereof;
FIG. 4 is a bottom plan view thereof;
FIG. 5 is a perspective view thereof; and,
FIG. 6 is a reduced perspective view.
The broken line showing in FIG. 4 and of the roller in FIG. 6 is for illustrative, environmental purposes only and forms no part of the claimed design.

1 Claim, 4 Drawing Sheets

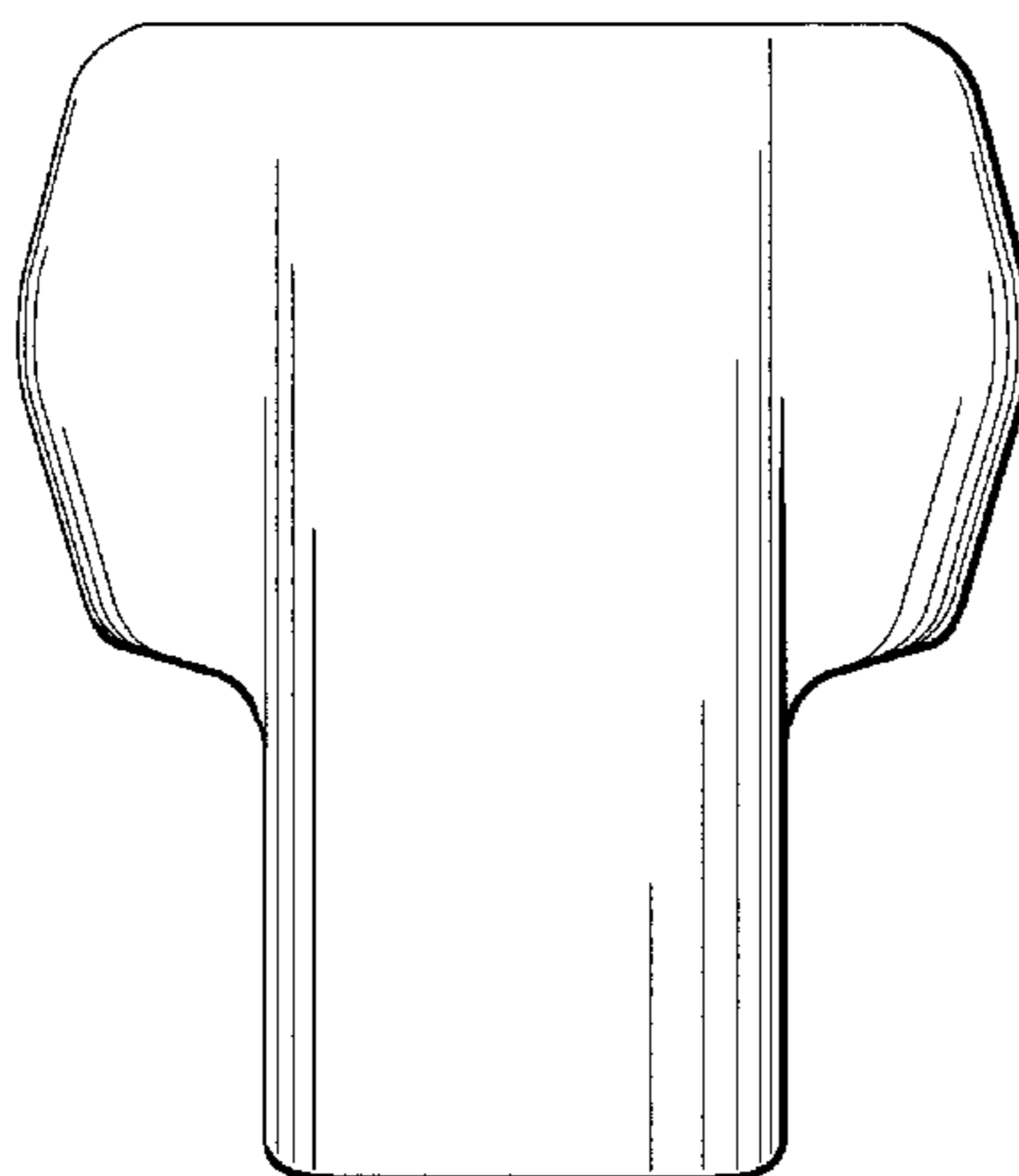


FIG. 1.

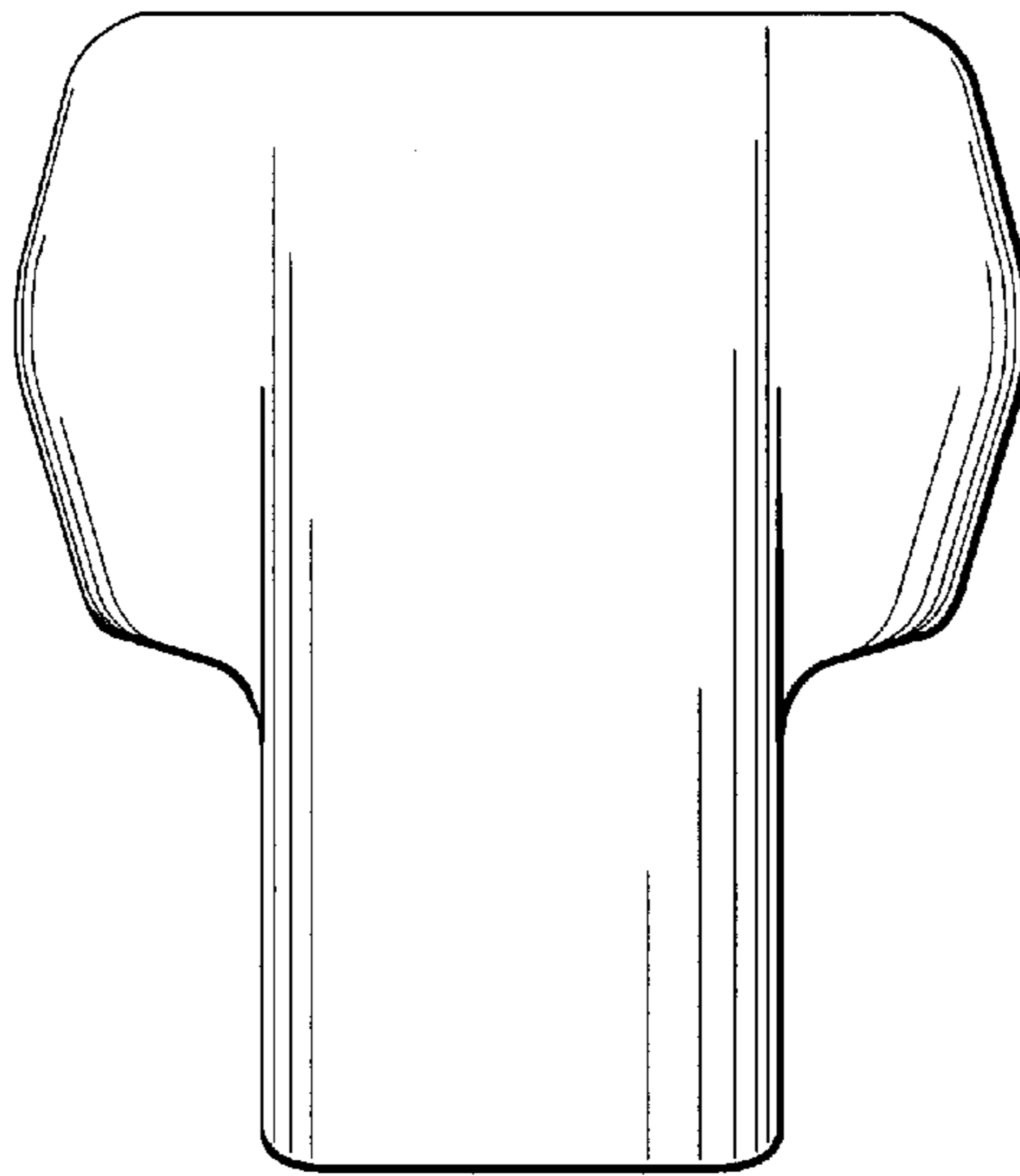


FIG. 2.

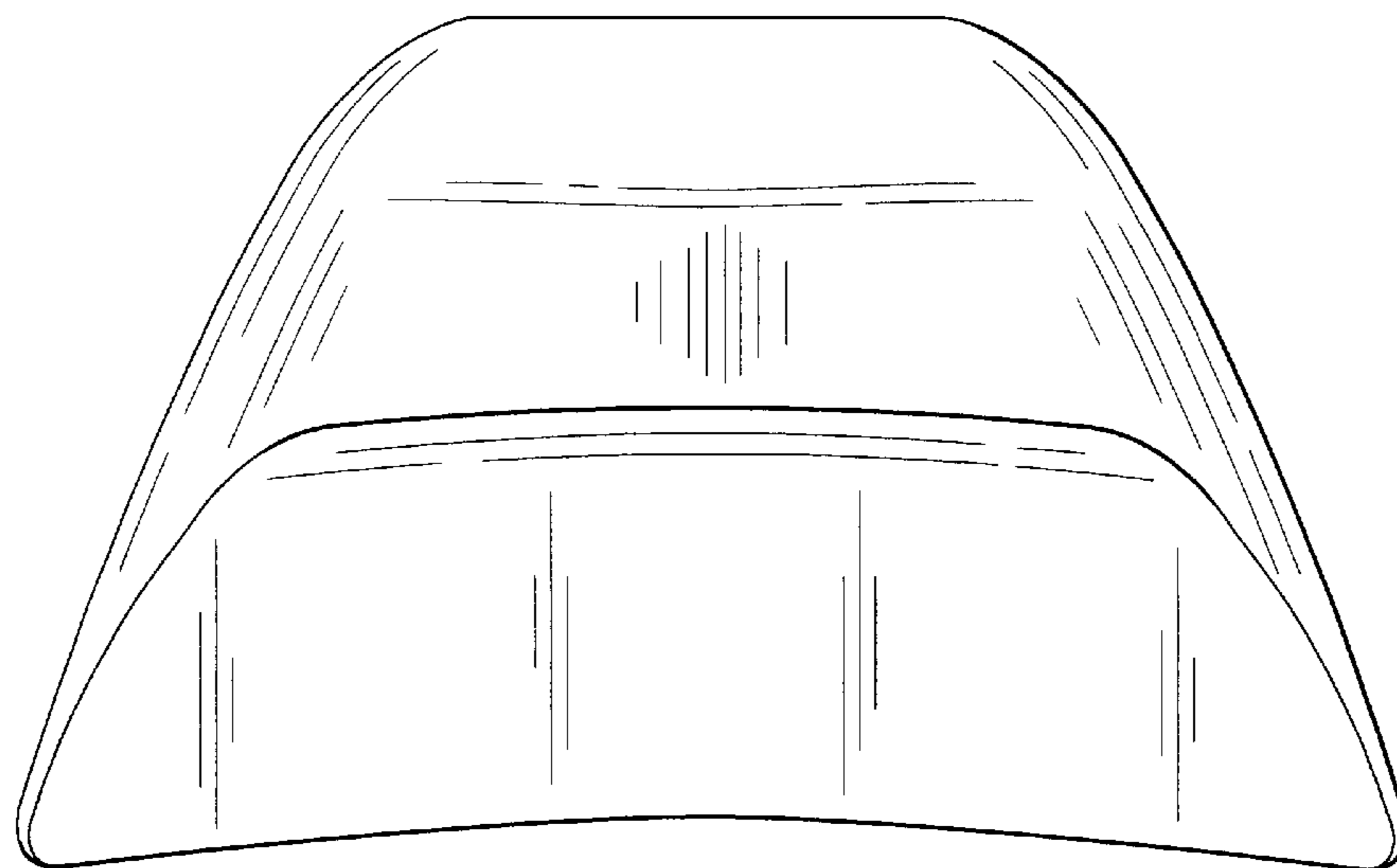


FIG. 3.

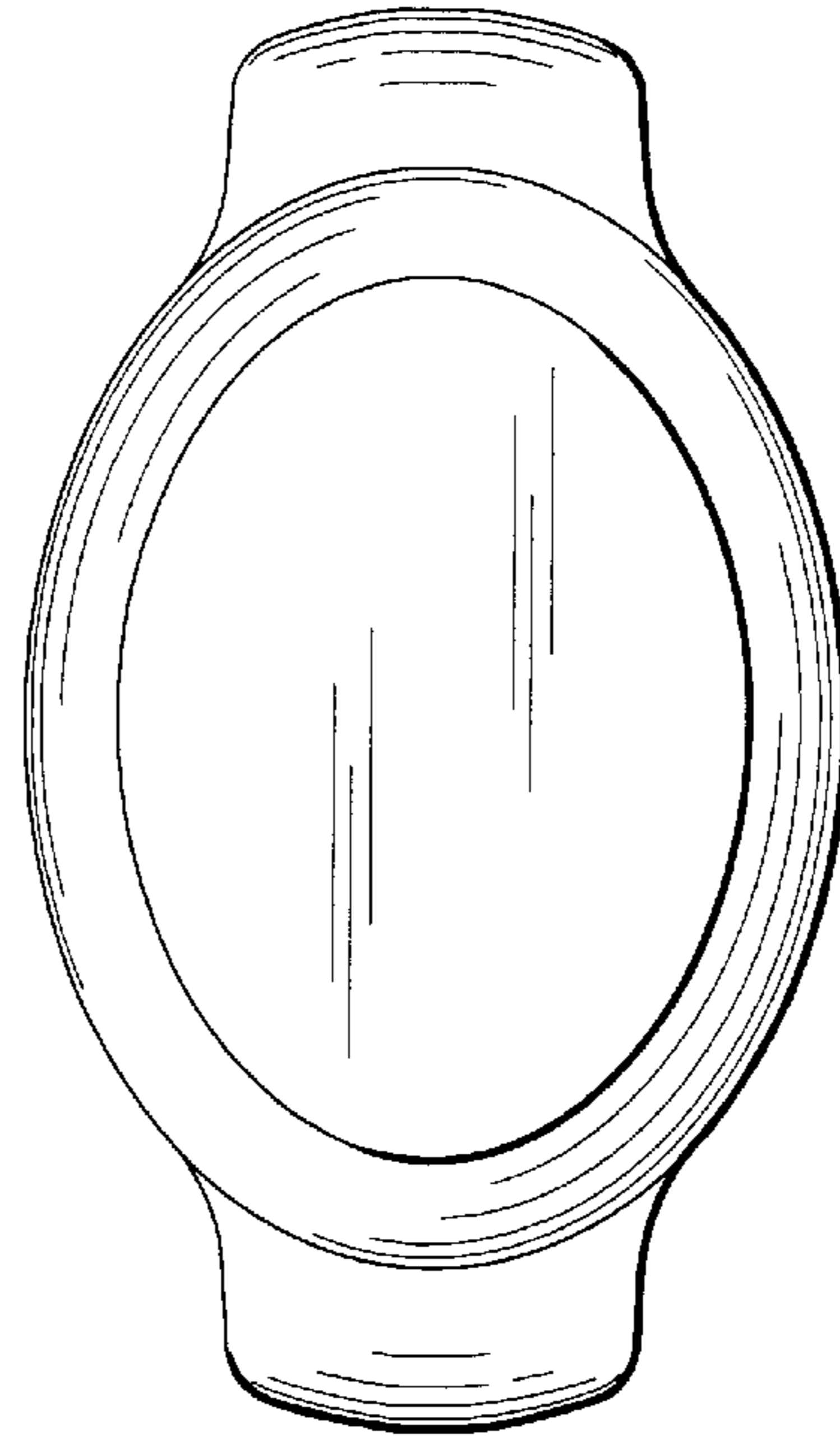


FIG. 4.

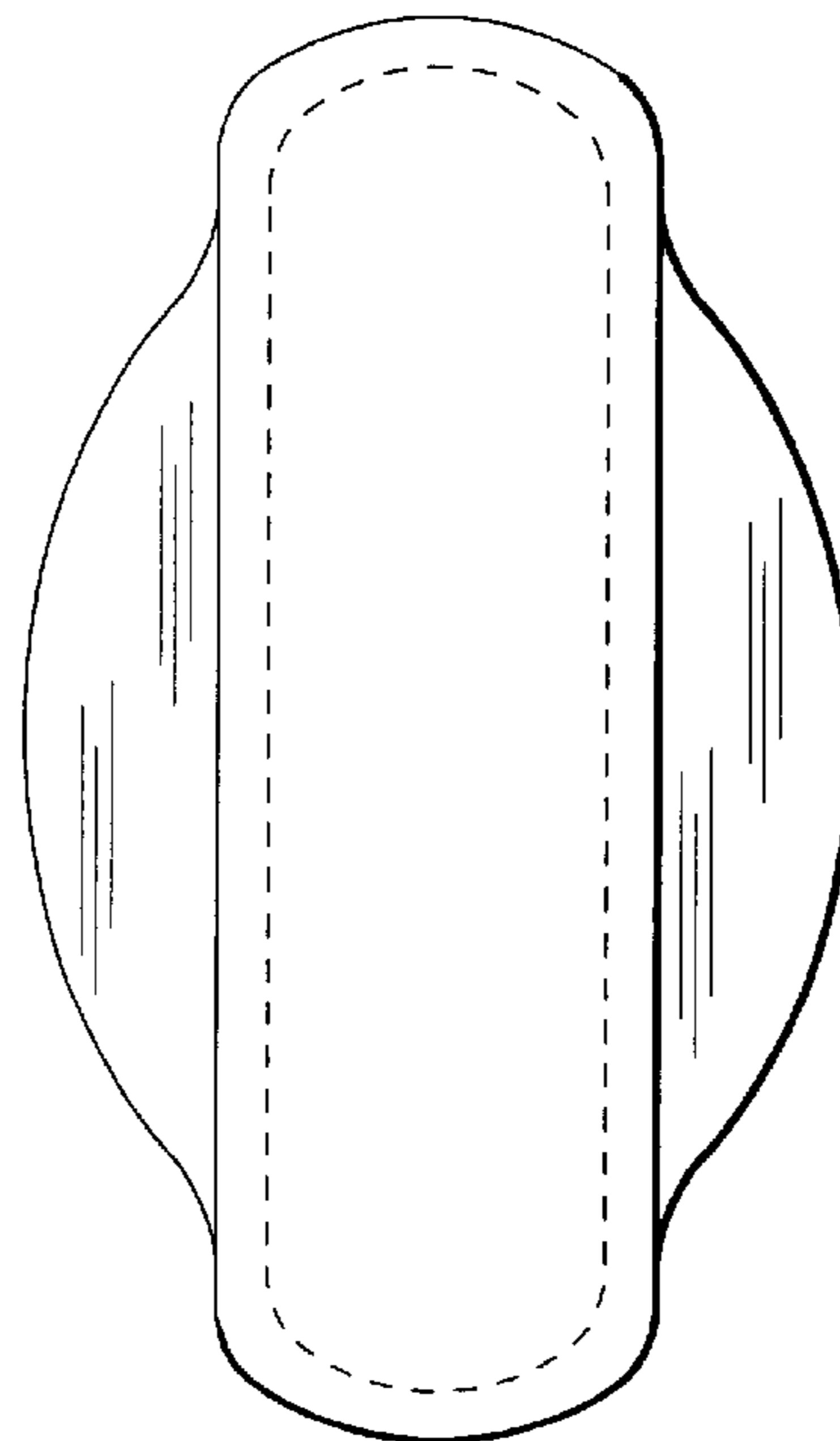


FIG. 5.

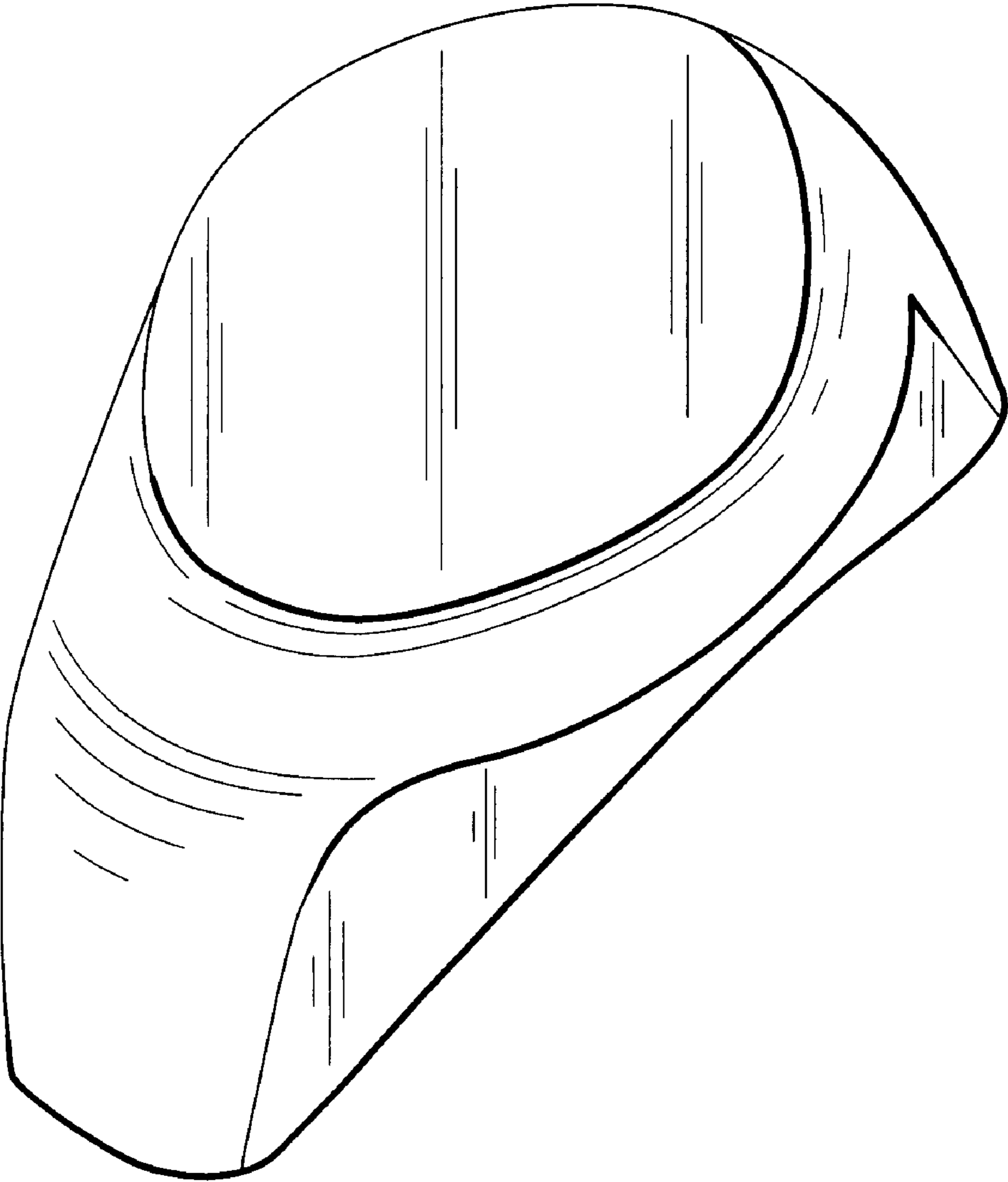


FIG. 6.

