



US00D538822S

(12) **United States Design Patent**
Andre et al.

(10) **Patent No.:** **US D538,822 S**

(45) **Date of Patent:** **** *Mar. 20, 2007**

(54) **ELECTRONIC DEVICE**

(75) Inventors: **Bartley K. Andre**, Menlo Park, CA (US); **Daniel J. Coster**, San Francisco, CA (US); **Daniel De Iuliis**, San Francisco, CA (US); **Richard P. Howarth**, San Francisco, CA (US); **Jonathan P. Ive**, San Francisco, CA (US); **Steve Jobs**, Palo Alto, CA (US); **Duncan Robert Kerr**, San Francisco, CA (US); **Shin Nishibori**, San Francisco, CA (US); **Matthew Dean Rohrbach**, San Francisco, CA (US); **Douglas B. Satzger**, Menlo Park, CA (US); **Calvin Q. Seid**, Palo Alto, CA (US); **Christopher J. Stringer**, Portola Valley, CA (US); **Eugene Antony Whang**, San Francisco, CA (US)

4,976,435 A 12/1990 Shaford et al.
5,192,082 A 3/1993 Inoue et al.
5,661,632 A 8/1997 Register
D412,940 S 8/1999 Kato et al.
5,964,661 A 10/1999 Dodge
D430,169 S 8/2000 Scibora
6,122,526 A 9/2000 Parulski et al.
D432,523 S 10/2000 Grinkus et al.
D437,860 S 2/2001 Suzuki et al.
6,227,966 B1 5/2001 Yokoi
6,254,477 B1 7/2001 Sasaki et al.
6,262,785 B1 7/2001 Kim
D448,810 S 10/2001 Goto
D450,713 S 11/2001 Masamitsu et al.
6,314,483 B1 11/2001 Goto et al.
D452,250 S 12/2001 Chan
D455,793 S 4/2002 Lin
D468,365 S 1/2003 Bransky et al.

(Continued)

(73) Assignee: **Apple Computer, Inc.**, Cupertino, CA (US)

(*) Notice: This patent is subject to a terminal disclaimer.

(**) Term: **14 Years**

(21) Appl. No.: **29/242,458**

(22) Filed: **Nov. 9, 2005**

Related U.S. Application Data

(63) Continuation of application No. 29/208,302, filed on Jun. 24, 2004, now Pat. No. Des. 516,576.

(51) **LOC (8) Cl.** **14-03**

(52) **U.S. Cl.** **D14/496**

(58) **Field of Classification Search** D14/400, D14/401, 435, 474, 496, 483, 217; D21/332, D21/333; 273/148 B; 463/43-47; 206/308.1, 206/307, 308.3; 369/2, 24, 25; 370/342-344
See application file for complete search history.

(56) **References Cited**

U.S. PATENT DOCUMENTS

D264,969 S 6/1982 McGourty

OTHER PUBLICATIONS

U.S. Appl. No. 29/196,832, filed Jan. 5, 2004.

U.S. Appl. No. 29/224,220, filed Feb. 25, 2005.

Primary Examiner—Prabhakar Deshmukh

(74) *Attorney, Agent, or Firm*—Beyer Weaver & Thomas, LLP

(57) **CLAIM**

We claim the ornamental design for an electronic device, substantially as shown and described.

DESCRIPTION

FIG. 1 is a perspective view of an electronic device in accordance with the present design;

FIG. 2 is a front view for the electronic device.

FIG. 3 is a rear view for the electronic device.

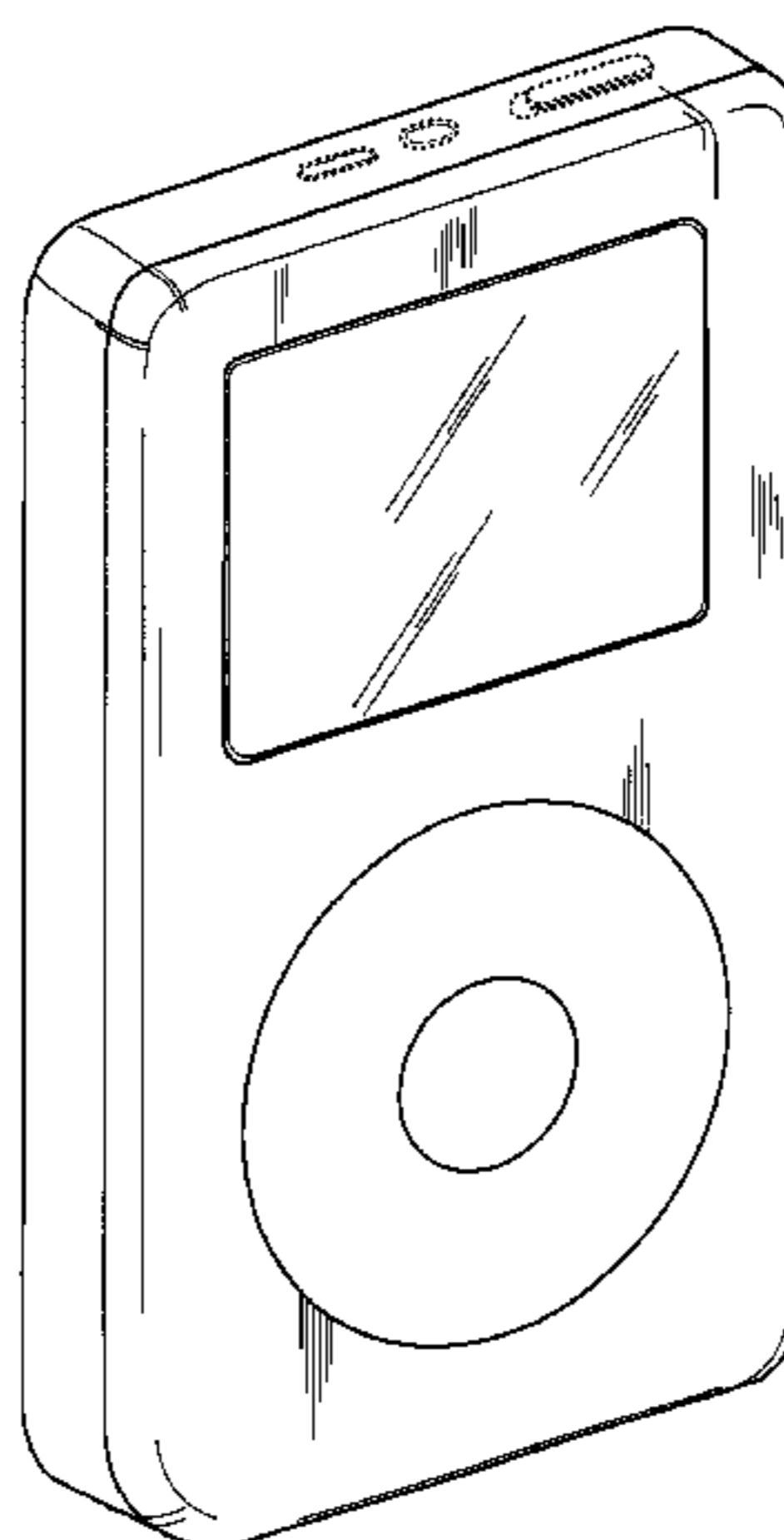
FIG. 4 is a top view for the electronic device.

FIG. 5 is a bottom view for the electronic device.

FIG. 6 is a right side view for the electronic device; and,

FIG. 7 is a left side view for the electronic device.

1 Claim, 3 Drawing Sheets



US D538,822 S

Page 2

U.S. PATENT DOCUMENTS

D469,109 S	1/2003	Andre et al.	D497,618 S	10/2004	Andre et al.	
D472,245 S	3/2003	Andre et al.	D506,476 S	6/2005	Andre et al.	
D483,809 S	12/2003	Lim	D515,546 S	* 2/2006	Mu	D14/156
D489,731 S	5/2004	Huang	D516,576 S	* 3/2006	Ive et al.	D14/496
D494,188 S	8/2004	Huang	D517,088 S	* 3/2006	Chong et al.	D14/496

* cited by examiner

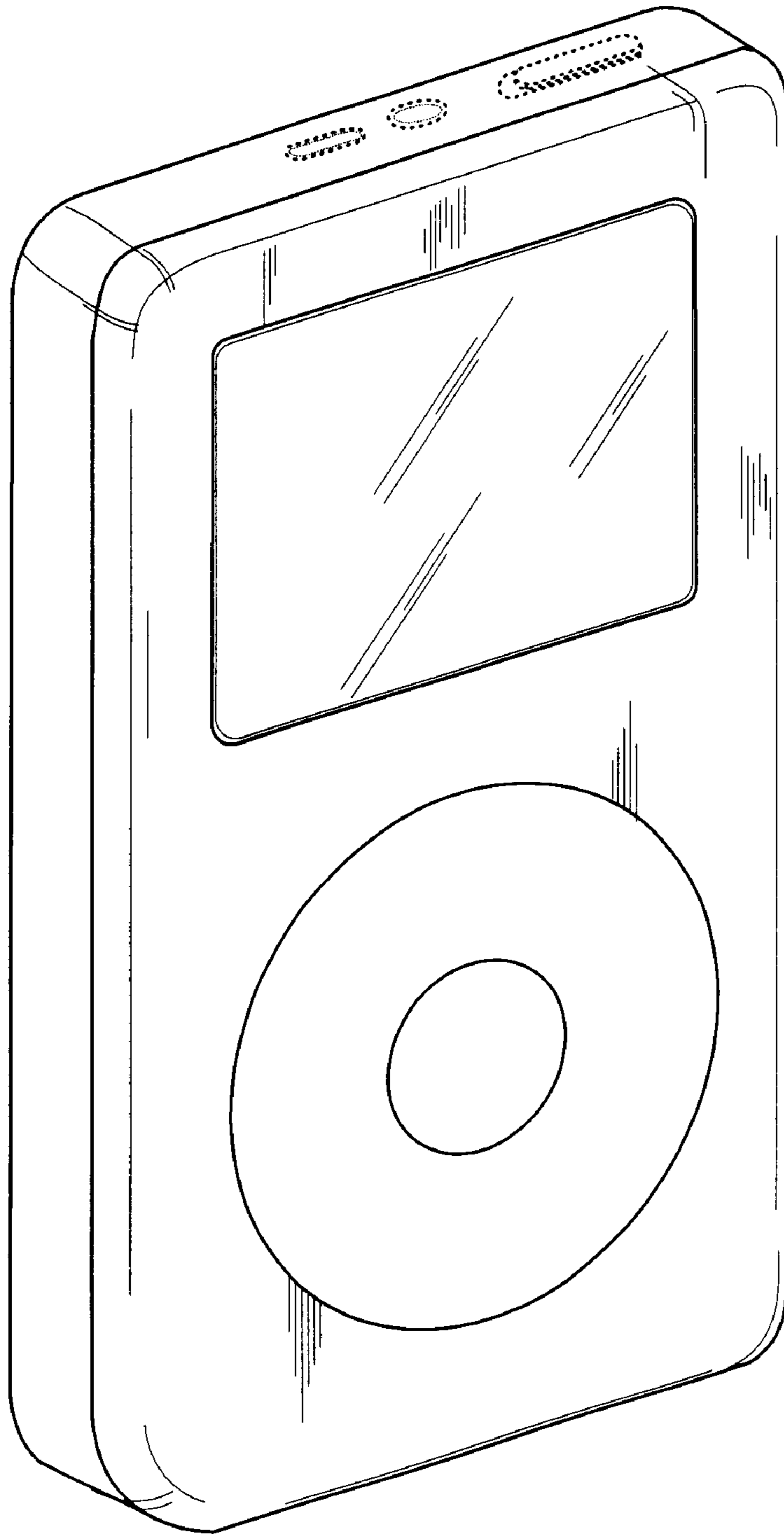


FIG. 1

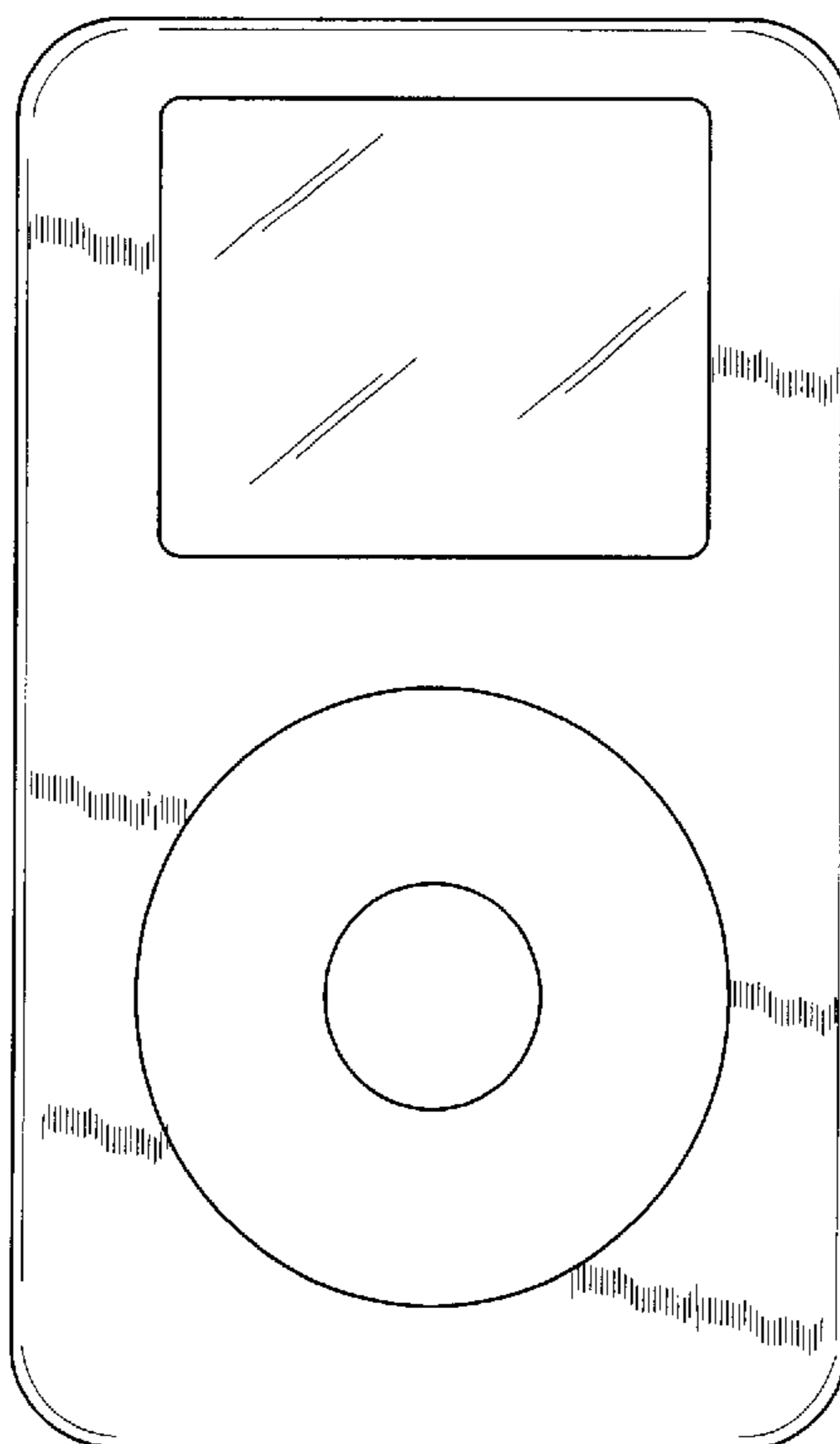


FIG. 2




FIG. 3

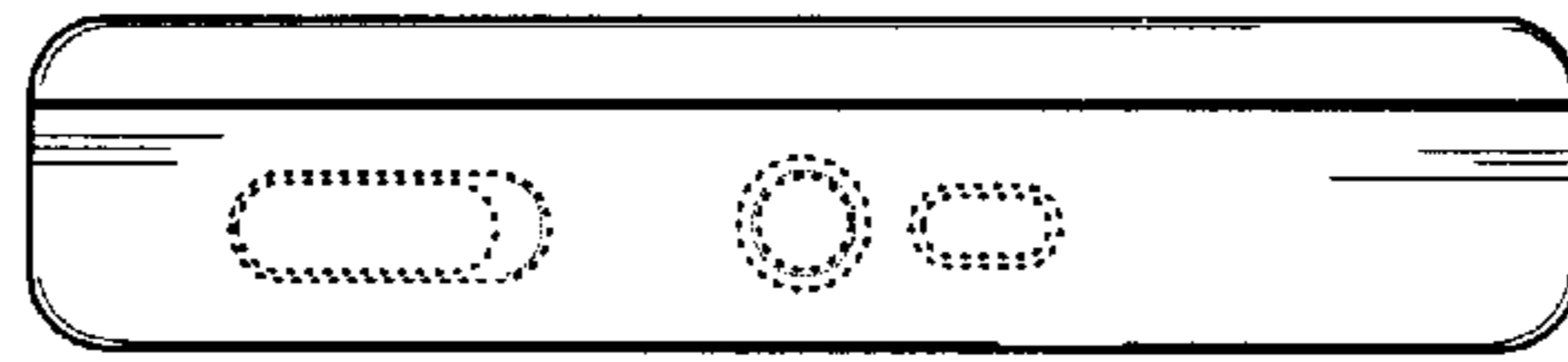


FIG. 4

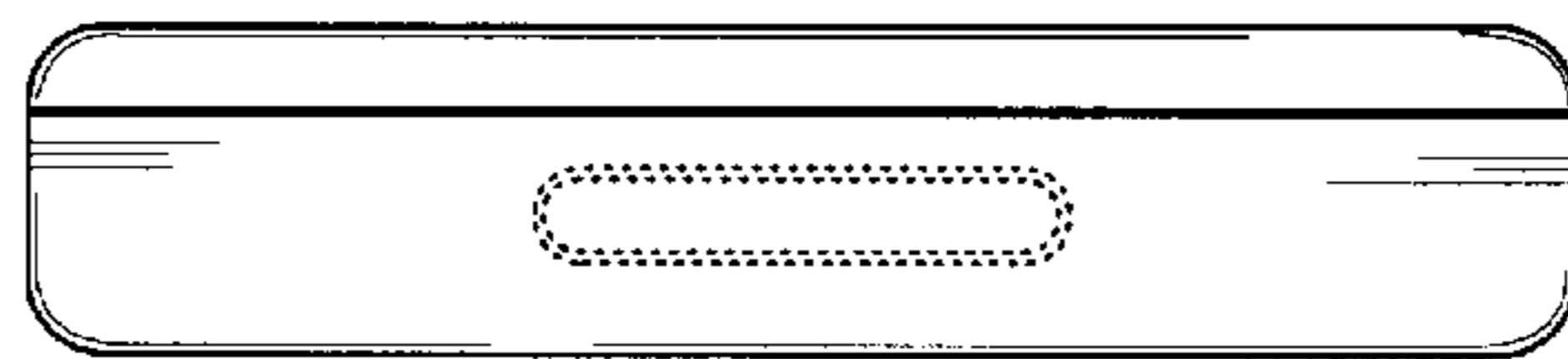


FIG. 5




FIG. 6

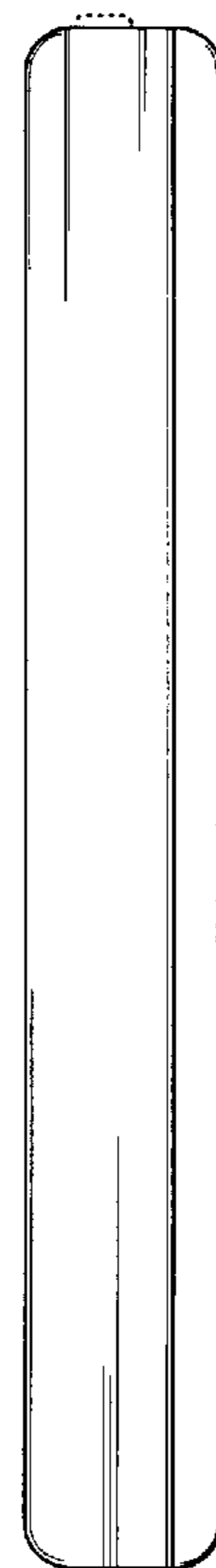


FIG. 7