



US00D538820S

(12) **United States Design Patent**  
**Andre et al.**

(10) **Patent No.:** **US D538,820 S**  
(45) **Date of Patent:** **\*\* Mar. 20, 2007**

(54) **MEDIA DEVICE**

(75) Inventors: **Bartley K. Andre**, Menlo Park, CA (US); **Daniel J. Coster**, San Francisco, CA (US); **Daniele De Iuliis**, San Francisco, CA (US); **Richard P. Howarth**, San Francisco, CA (US); **Jonathan P. Ive**, San Francisco, CA (US); **Steve Jobs**, Palo Alto, CA (US); **Duncan Robert Kerr**, San Francisco, CA (US); **Shin Nishibori**, San Francisco, CA (US); **Matthew Dean Rohrbach**, San Francisco, CA (US); **Douglas B. Satzger**, Menlo Park, CA (US); **Calvin Q. Seid**, Palo Alto, CA (US); **Christopher J. Stringer**, Portola Valley, CA (US); **Eugene Antony Whang**, San Francisco, CA (US); **Rico Zorkendorfer**, San Francisco, CA (US)

5,192,082 A	3/1993	Inoue et al.
5,661,632 A	8/1997	Register
D412,940 S	8/1999	Kato et al.
5,964,661 A	10/1999	Dodge
D425,885 S	5/2000	Amron
D430,169 S	8/2000	Scibora
6,122,526 A	9/2000	Parulski et al.
D432,523 S	10/2000	Grinkus et al.
D437,860 S	2/2001	Suzuki et al.
6,227,966 B1	5/2001	Yokoi
6,254,477 B1	7/2001	Sasaki et al.
6,262,785 B1	7/2001	Kim
D448,810 S	10/2001	Goto
D450,713 S	11/2001	Masamitsu et al.
6,314,483 B1	11/2001	Goto et al.
D452,250 S	* 12/2001	Chan ..... D14/496
D455,793 S	4/2002	Lin

(Continued)

**OTHER PUBLICATIONS**

U.S. Appl. No. 29/224,220, entitled "Media Device" filed Feb. 25, 2005.

*Primary Examiner*—Prabhakar Deshmukh

(74) *Attorney, Agent, or Firm*—Beyer Weaver & Thomas, LLP

(73) Assignee: **Apple Computer, Inc.**, Cupertino, CA (US)

(\*\*) Term: **14 Years**

(21) Appl. No.: **29/237,090**

(22) Filed: **Aug. 24, 2005**

(51) **LOC (8) Cl.** ..... **14-03**

(52) **U.S. Cl.** ..... **D14/496**

(58) **Field of Classification Search** ..... D14/496, D14/401, 435, 474, 483, 217, 137, 138, 160, D14/168; 345/156, 169, 173-179, 905; 715/727-729, 715/864; 455/11.1, 773, 344-347, 93, 95; 370/342-344; 369/1, 2, 6, 12; 463/43-47; 273/148 B

See application file for complete search history.

(56) **References Cited**

**U.S. PATENT DOCUMENTS**

D264,969 S 6/1982 McGourty  
4,976,435 A 12/1990 Shatford et al.

(57) **CLAIM**

We claim the ornamental design for a media device, substantially as shown and described.

**DESCRIPTION**

FIG. 1 is perspective view of a media device showing our new design;

FIG. 2 is a front view for the media device.

FIG. 3 is a rear view for the media device.

FIG. 4 is a top view for the media device.

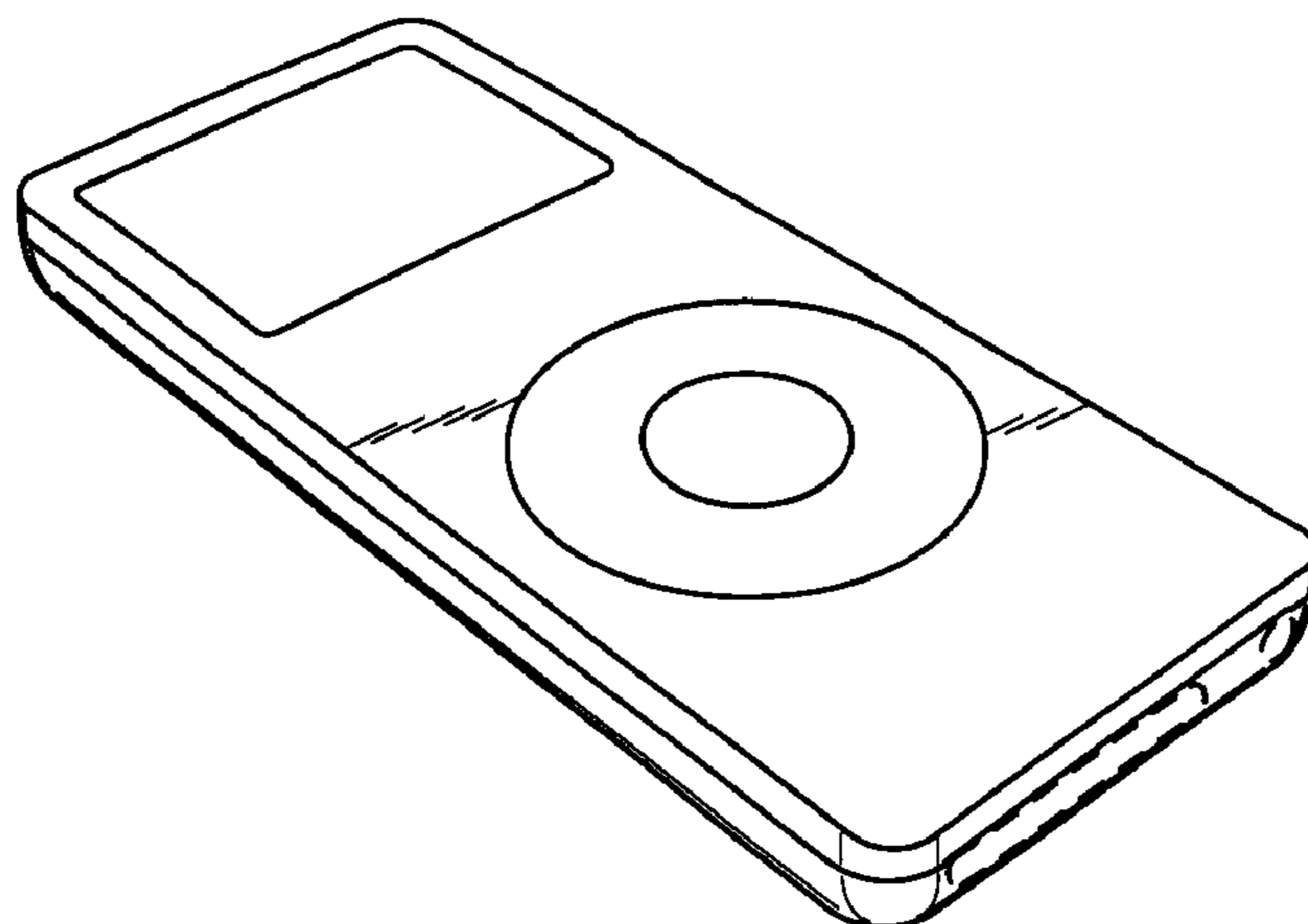
FIG. 5 is a bottom view for the media device.

FIG. 6 is a right side view for the media device; and,

FIG. 7 is a left side view for the media device.

The broken lines are for illustrative purpose only and form no part of the claimed design.

**1 Claim, 2 Drawing Sheets**



# US D538,820 S

Page 2

## U.S. PATENT DOCUMENTS

D468,365 S	1/2003	Bransky et al.		D510,937 S	10/2005	Tsai	
D469,109 S	1/2003	Andre et al.		D511,347 S	11/2005	Naruki	
D472,245 S	3/2003	Andre et al.		D512,403 S	12/2005	Yang	
D473,207 S	4/2003	Tanio		6,977,675 B2 *	12/2005	Kotzin	..... 348/208.2
6,591,085 B1 *	7/2003	Grady	..... 455/42	D513,512 S	1/2006	Tsai	
D483,809 S	12/2003	Lim		D514,120 S	1/2006	Chan	
D486,813 S	2/2004	Chun		D514,121 S	1/2006	Johnson	
D489,052 S *	4/2004	Shiraki et al.	..... D14/156	D514,589 S	2/2006	Chen	
D489,731 S	5/2004	Huang		D515,099 S	2/2006	Lee	
D490,068 S	5/2004	Chen		D515,546 S	2/2006	Mu	
D492,323 S	6/2004	Wang		D516,576 S	3/2006	Ive et al.	
D494,188 S	8/2004	Huang		D517,088 S	3/2006	Chong et al.	
D497,618 S	10/2004	Andre et al.		D518,290 S	4/2006	Andre et al.	
D499,423 S	12/2004	Bahroocha et al.		D519,523 S	4/2006	Chiu et al.	
D499,424 S	12/2004	Bahroocha		D520,020 S	5/2006	Senda et al.	
D506,476 S	6/2005	Andre et al.		7,046,230 B2 *	5/2006	Zadesky et al.	..... 345/156
D507,277 S	7/2005	Sitoh		2004/0224638 A1	11/2004	Fadell et al.	
D509,833 S	9/2005	Yang					

\* cited by examiner

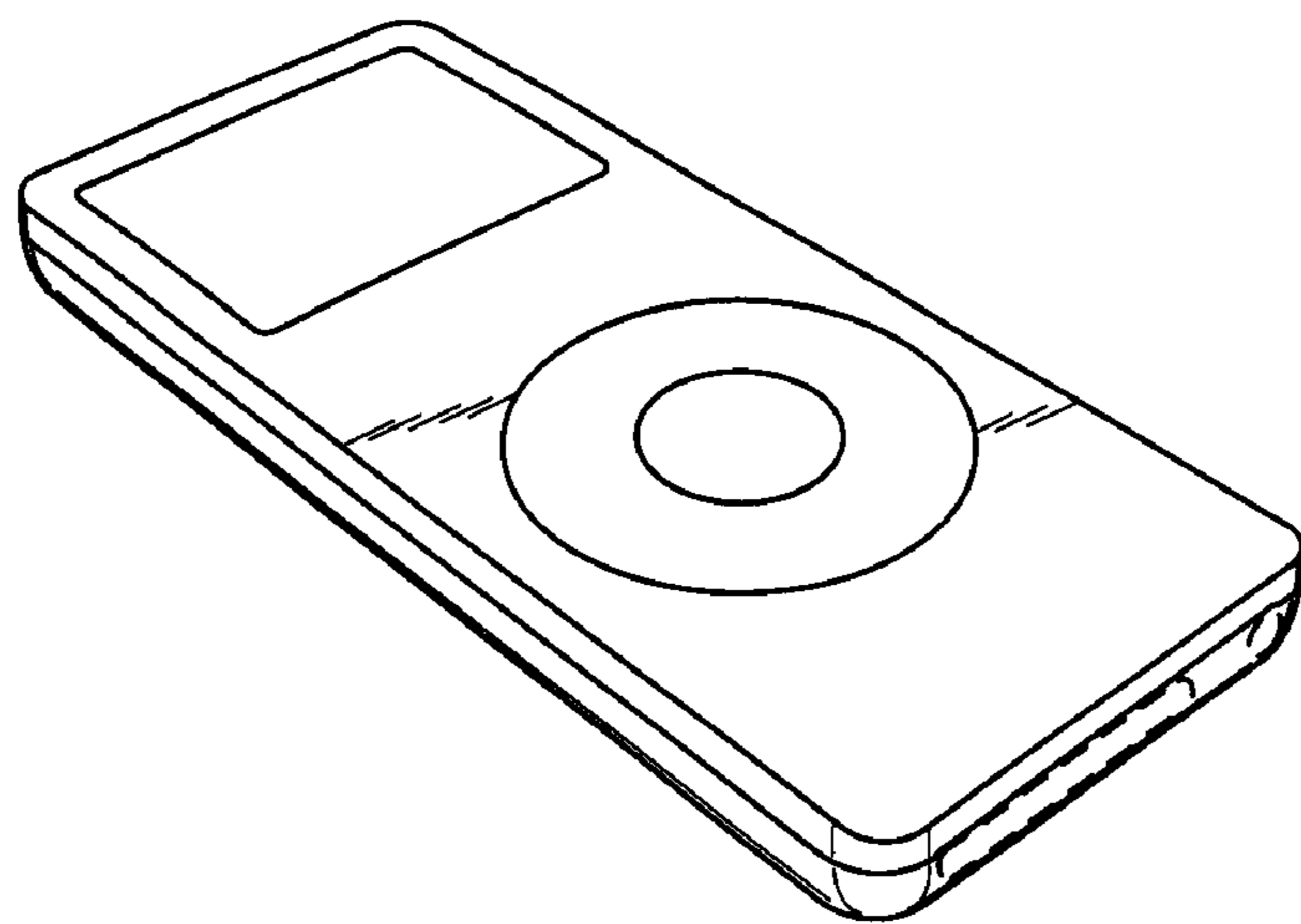


FIG. 1

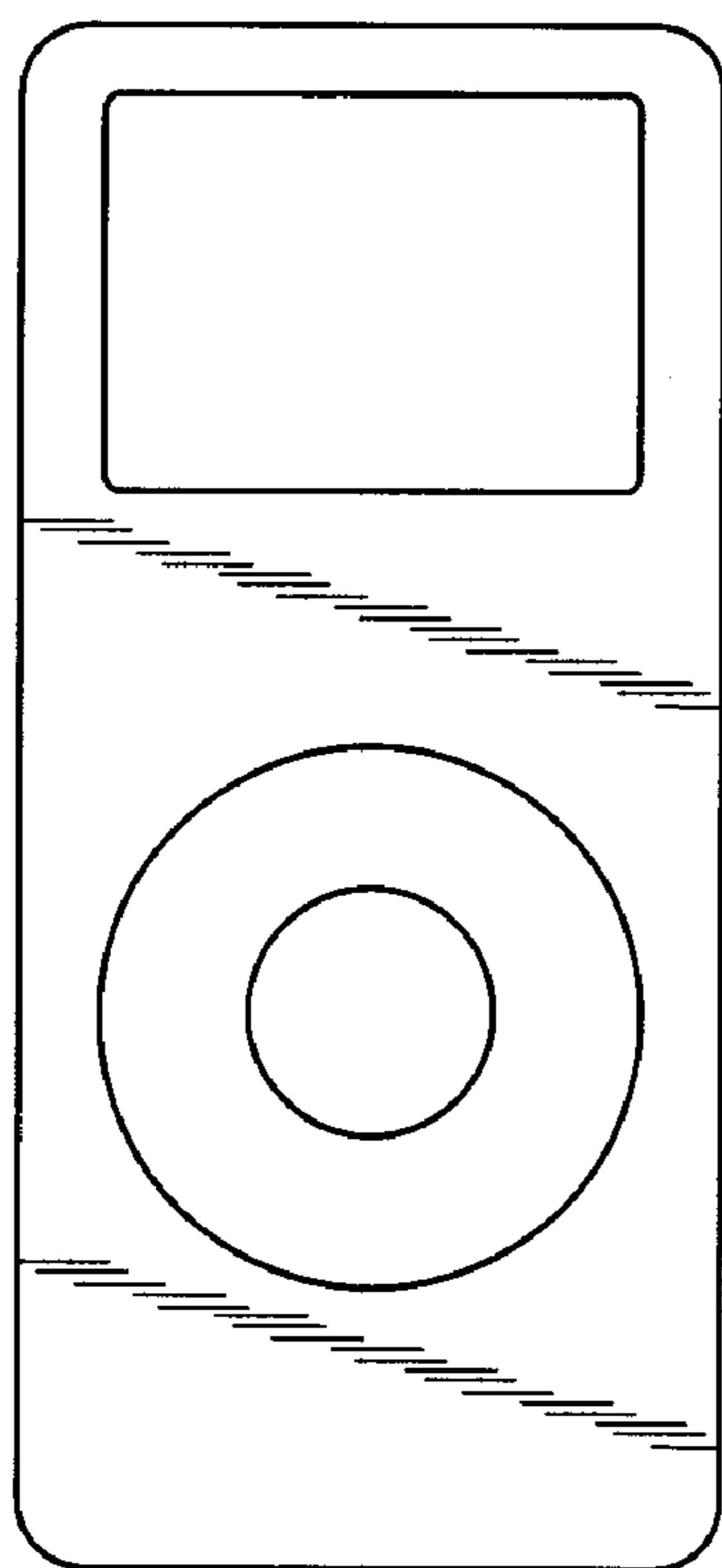


FIG. 2

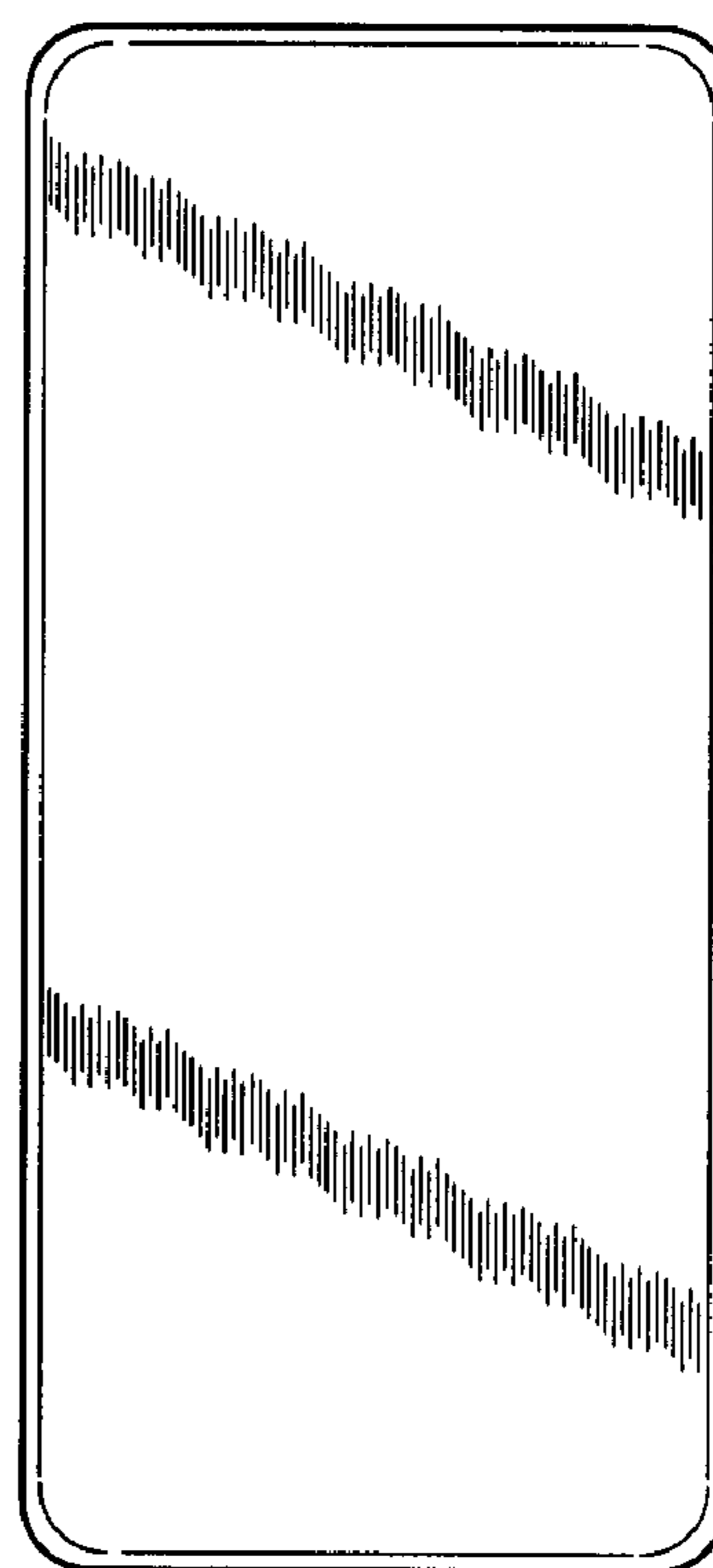


FIG. 3




FIG. 4




FIG. 5




FIG. 6




FIG. 7