



US00D538800S

(12) **United States Design Patent**  
**Zhang et al.**

(10) **Patent No.:** **US D538,800 S**

(45) **Date of Patent:** **\*\* Mar. 20, 2007**

(54) **NOTEBOOK COMPUTER**

(75) Inventors: **Yue-Hai Zhang**, Shenzhen (CN);  
**Chien-Li Tsai**, Tu-Cheng (TW)

(73) Assignee: **Hon Hai Precision Industry Co. Ltd.**,  
Taipei Hsien (TW)

(\*\*) Term: **14 Years**

(21) Appl. No.: **29/241,557**

(22) Filed: **Oct. 28, 2005**

(30) **Foreign Application Priority Data**

Jul. 1, 2005 (CN) ..... 200530063478

(51) **LOC (8) Cl.** ..... **14-02**

(52) **U.S. Cl.** ..... **D14/331; D14/371**

(58) **Field of Classification Search** ..... D14/315-336,  
D14/371-375; D18/1, 2, 7; 235/145 A, 145 R;  
345/104, 156, 168, 173, 901-905; 341/22,  
341/23; 361/680-686; 400/486, 489  
See application file for complete search history.

(56) **References Cited**

**U.S. PATENT DOCUMENTS**

- 5,375,076 A \* 12/1994 Goodrich et al. .... 361/681
- D355,170 S \* 2/1995 Mizusugi et al. .... D14/336
- D356,072 S \* 3/1995 Mundt ..... D14/320

- D358,374 S \* 5/1995 Yamazaki et al. .... D14/320
- D421,972 S \* 3/2000 Makidera et al. .... D14/316
- D491,175 S \* 6/2004 Shimano ..... D14/318
- 6,768,635 B2 \* 7/2004 Lai et al. .... 361/680
- D497,362 S \* 10/2004 Wang et al. .... D14/371

\* cited by examiner

*Primary Examiner*—Freda S. Nunn

(74) *Attorney, Agent, or Firm*—Jeffrey T. Knapp


(57) **CLAIM**

The ornamental design for a notebook computer, as shown and described.

**DESCRIPTION**

FIG. 1 is a perspective view of a notebook computer showing our new design;  
 FIG. 2 is a front elevational view thereof;  
 FIG. 3 is a rear elevational view thereof;  
 FIG. 4 is a left-side, elevational view thereof;  
 FIG. 5 is a right-side, elevational view thereof;  
 FIG. 6 is a top plan view thereof;  
 FIG. 7 is a bottom plan view thereof; and,  
 FIG. 8 is a perspective view thereof being associated with a wireless keyboard and a wireless mouse; broken lines are for illustrative purposes only and form no part of the claimed design.

**1 Claim, 6 Drawing Sheets**






FIG. 1

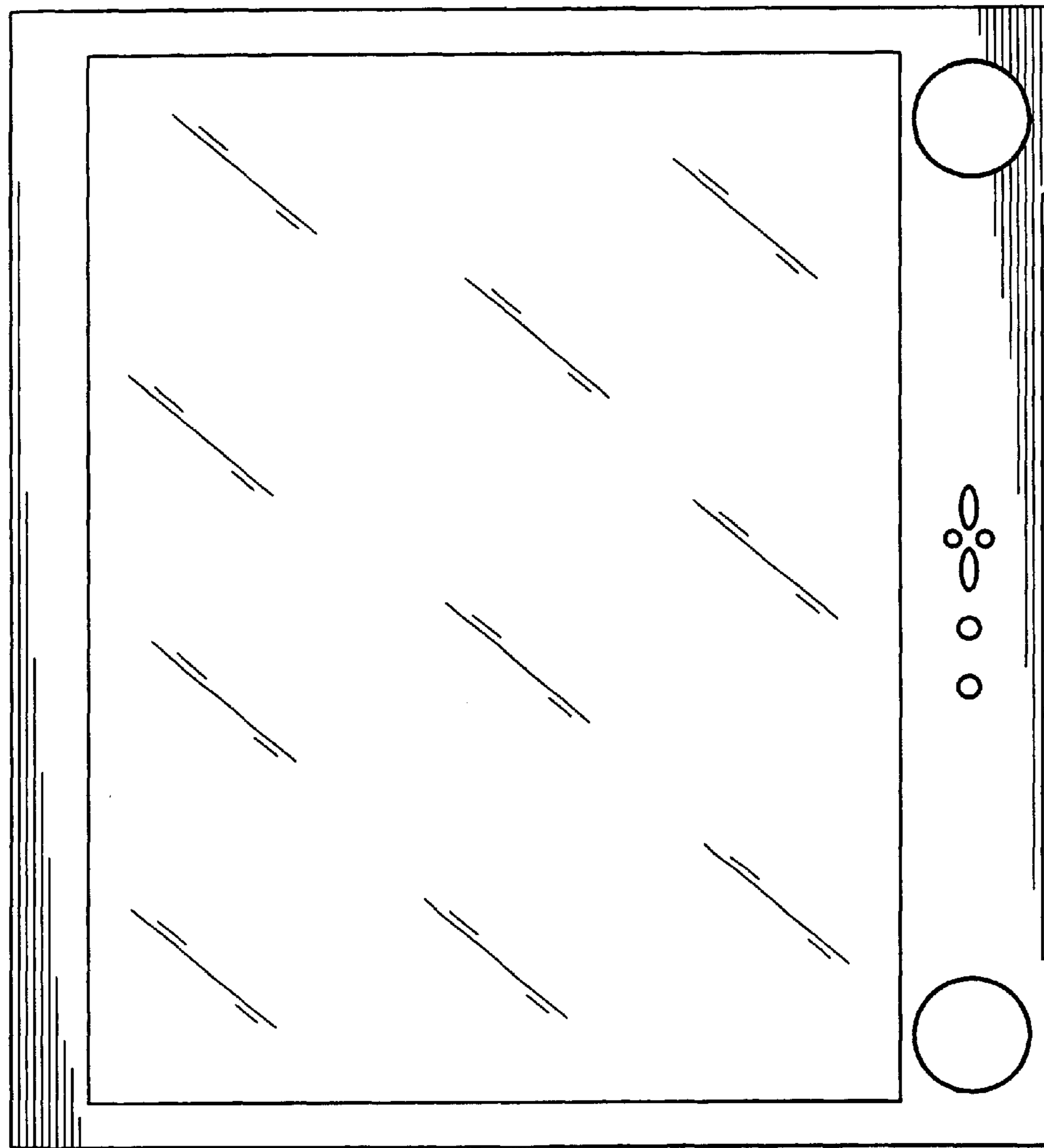


FIG. 2

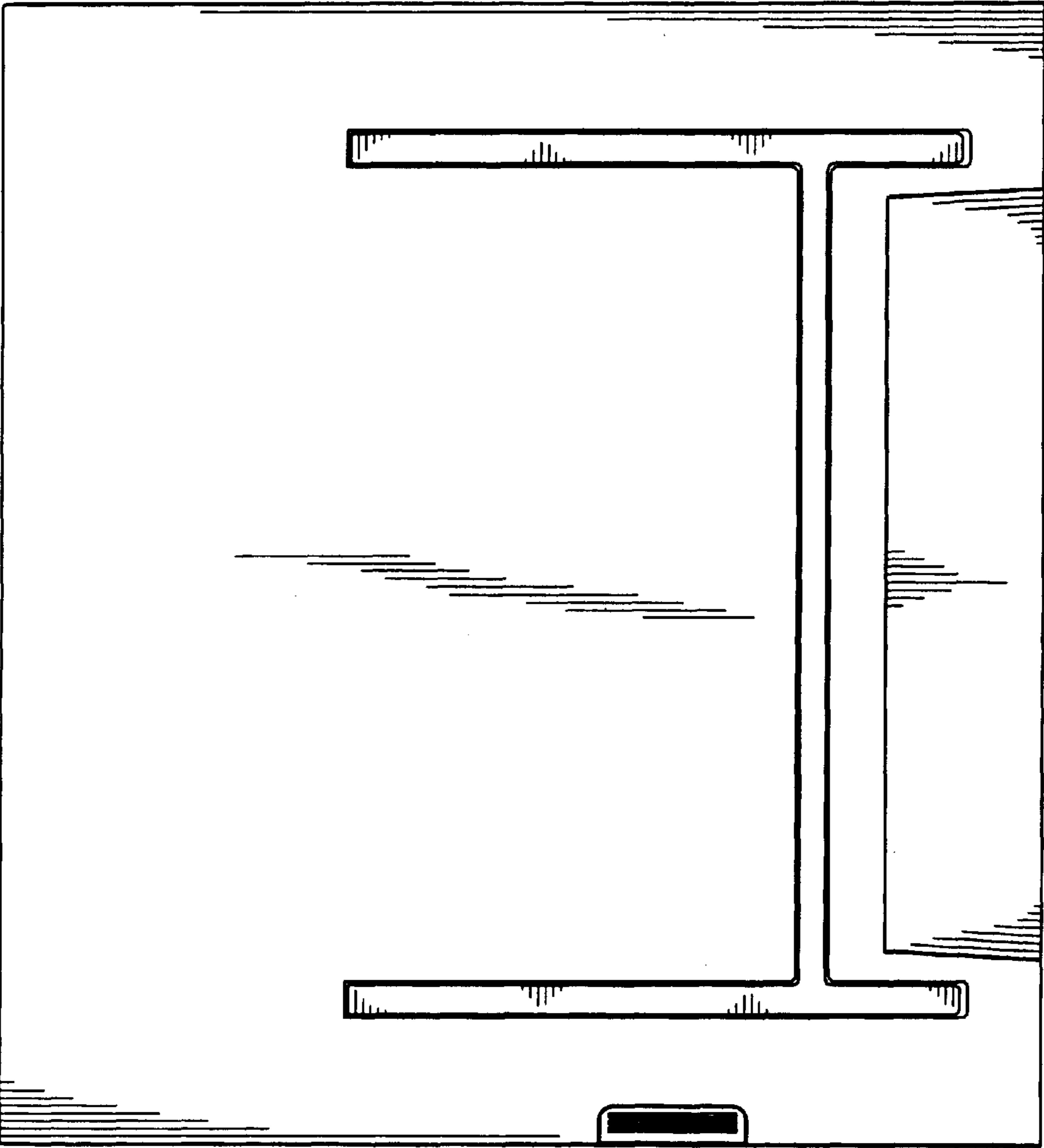


FIG. 3



FIG. 5




FIG. 4




FIG. 6

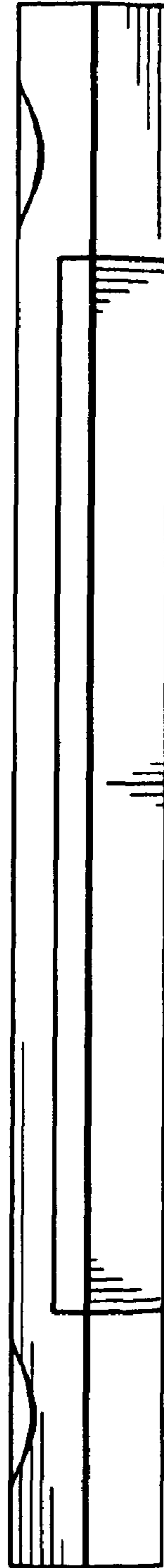


FIG. 7

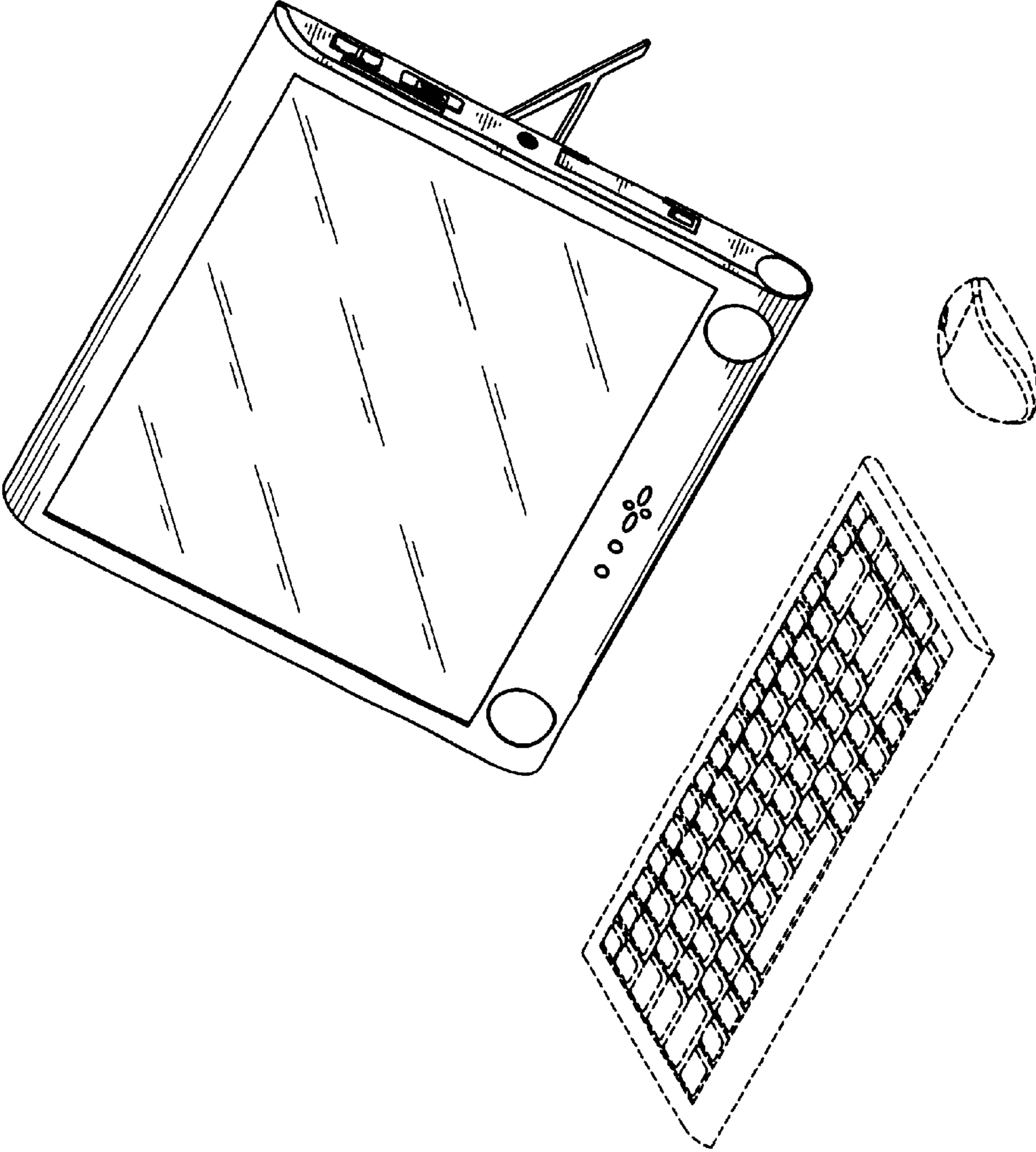


FIG. 8