



US00D538789S

(12) **United States Design Patent**
Naruki et al.

(10) **Patent No.:** **US D538,789 S**
(45) **Date of Patent:** **** Mar. 20, 2007**

(54) **REMOTE CONTROLLER FOR DIGITAL AUDIO PLAYERS**

(75) Inventors: **Masatomo Naruki**, Kawasaki (JP);
Takeshi Ikuhara, Kawasaki (JP)

(73) Assignee: **Kabushiki Kaisha Toshiba** (JP)

(**) Term: **14 Years**

(21) Appl. No.: **29/217,373**

(22) Filed: **Nov. 17, 2004**

(30) **Foreign Application Priority Data**

Sep. 24, 2004 (JP) 2004-028866

(51) **LOC (8) Cl.** **14-03**

(52) **U.S. Cl.** **D14/218**

(58) **Field of Classification Search** D14/174,
D14/217, 218, 137-139, 151, 191-193, 299,
D14/167, 168; D13/168, 162-164; D21/512-517,
D21/566; D10/104, 106; 455/352-355, 151.1-151.4,
455/128, 347, 90.3; 348/114, 734
See application file for complete search history.

(56) **References Cited**

U.S. PATENT DOCUMENTS

D363,933 S * 11/1995 Starck D14/218
D436,595 S 1/2001 Suzuki

D451,077 S * 11/2001 Montagnino et al. D13/168
D456,366 S * 4/2002 Montagnino et al. D13/168
D462,945 S * 9/2002 Skulley D14/218
D463,787 S * 10/2002 Beraut et al. D14/218
D465,477 S * 11/2002 Beraut et al. D14/218

FOREIGN PATENT DOCUMENTS

JP 0830533 2/1992
JP 0889215 2/1994

* cited by examiner

Primary Examiner—Louis S. Zarfes
Assistant Examiner—John Windmuller

(74) *Attorney, Agent, or Firm*—Banner & Witcoff, Ltd.

(57) **CLAIM**

The ornamental design for a remote controller for digital audio players, as shown and described.

DESCRIPTION

FIG. 1 is a top front left perspective view of a remote controller for digital audio players showing our new design; FIG. 2 is a front elevational view thereof, FIG. 3 is a rear elevational view thereof, FIG. 4 is a left side elevational view thereof, FIG. 5 is a right side elevational view thereof, FIG. 6 is a top plan view thereof; and, FIG. 7 is a bottom plan view thereof.

1 Claim, 3 Drawing Sheets

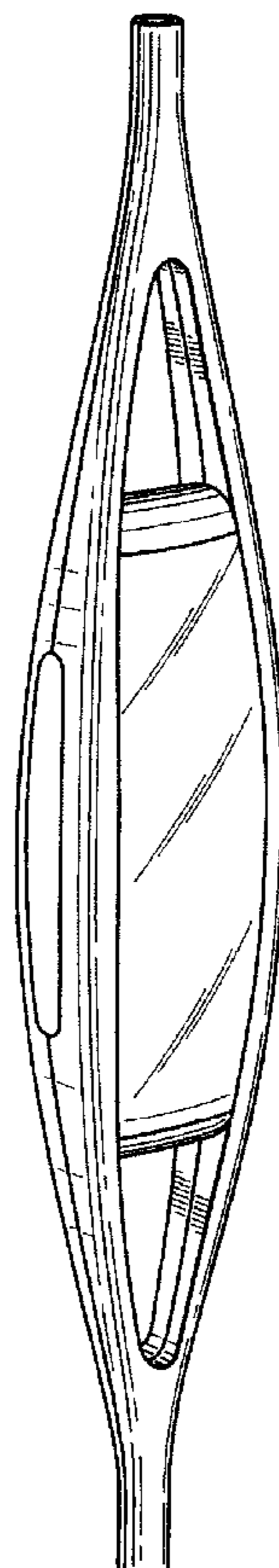


FIG. 1

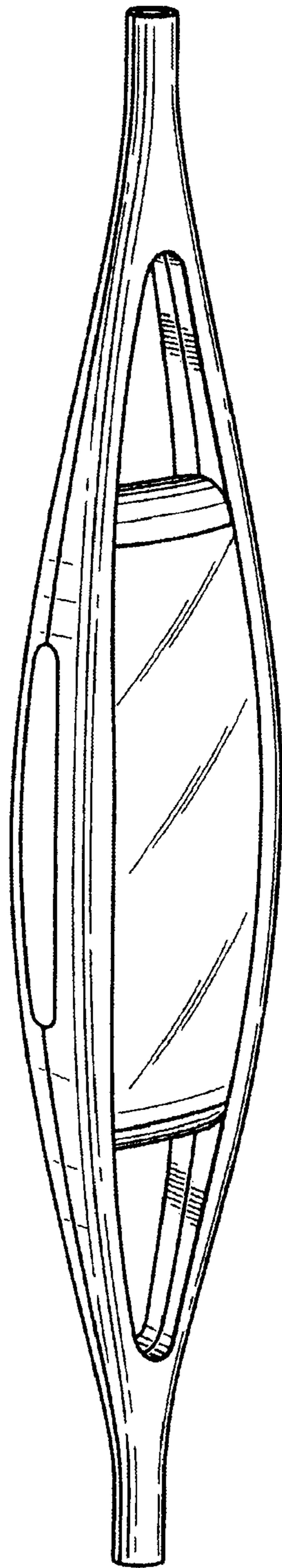


FIG. 2

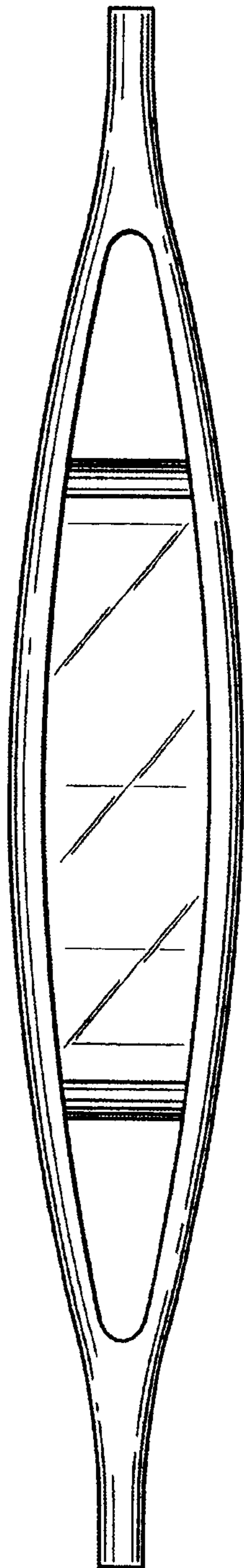


FIG. 3

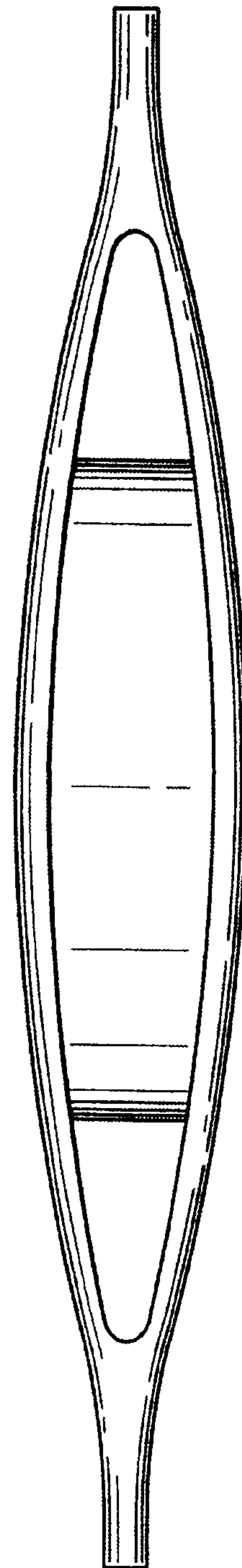


FIG. 4



FIG. 5




FIG. 6

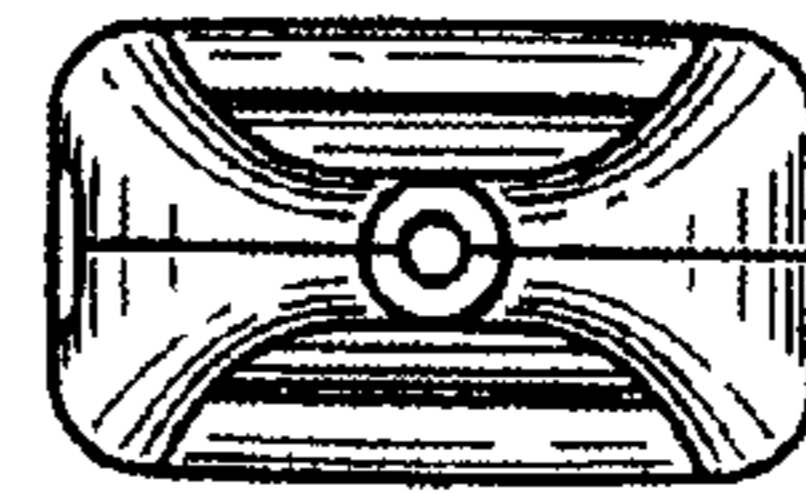


FIG. 7

