



US00D538781S

(12) **United States Design Patent**
Bhakta

(10) **Patent No.:** **US D538,781 S**

(45) **Date of Patent:** **** Mar. 20, 2007**

(54) **CD/DVD PLAYER AND RADIO**

2004/0175155 A1 * 9/2004 Liu 386/125
2005/0046756 A1 * 3/2005 Chang 348/837

(75) Inventor: **Samir Bhakta**, Ofallon, MO (US)

OTHER PUBLICATIONS

(73) Assignee: **GPX, Inc.**, St. Louis, MO (US)

<http://froogle.google.com/froogle?q=under+the+cabinet+%2Bdvd+player&hl=en&lr=&safe=off&rls=GGLD,GGLD:2004-30,GGLD:en&lmode=online&sa=N&start=10> (2 pages), Sep. 15, 2006.*

(**) Term: **14 Years**

(21) Appl. No.: **29/220,604**

Polaroid 7" Under-the-cabinet LCD TB with DVD Player (Circuit City), Sep. 15, 2006, (1 page).*

(22) Filed: **Jan. 3, 2005**

Underbid: 10 TFT Under The Cabinet DVD Player & TV with Radio; Sep. 15, 2006, (2 pages).*

(51) **LOC (8) Cl.** **14-01**

(52) **U.S. Cl.** **D14/168**

(58) **Field of Classification Search** D14/129-132,
D14/258, 135, 156-157, 162, 188, 202, 327,
D14/371, 415-418, 136, 167-168, 257; 369/77.1-77.2;
455/344-347; 348/837, 452; D18/4.4, 4.6
See application file for complete search history.

* cited by examiner

Primary Examiner—Caron D. Veynar
Assistant Examiner—Kelley A. Donnelly

(56) **References Cited**

(57) **CLAIM**

I claim the ornamental design for a CD/DVD player and radio, as shown and described.

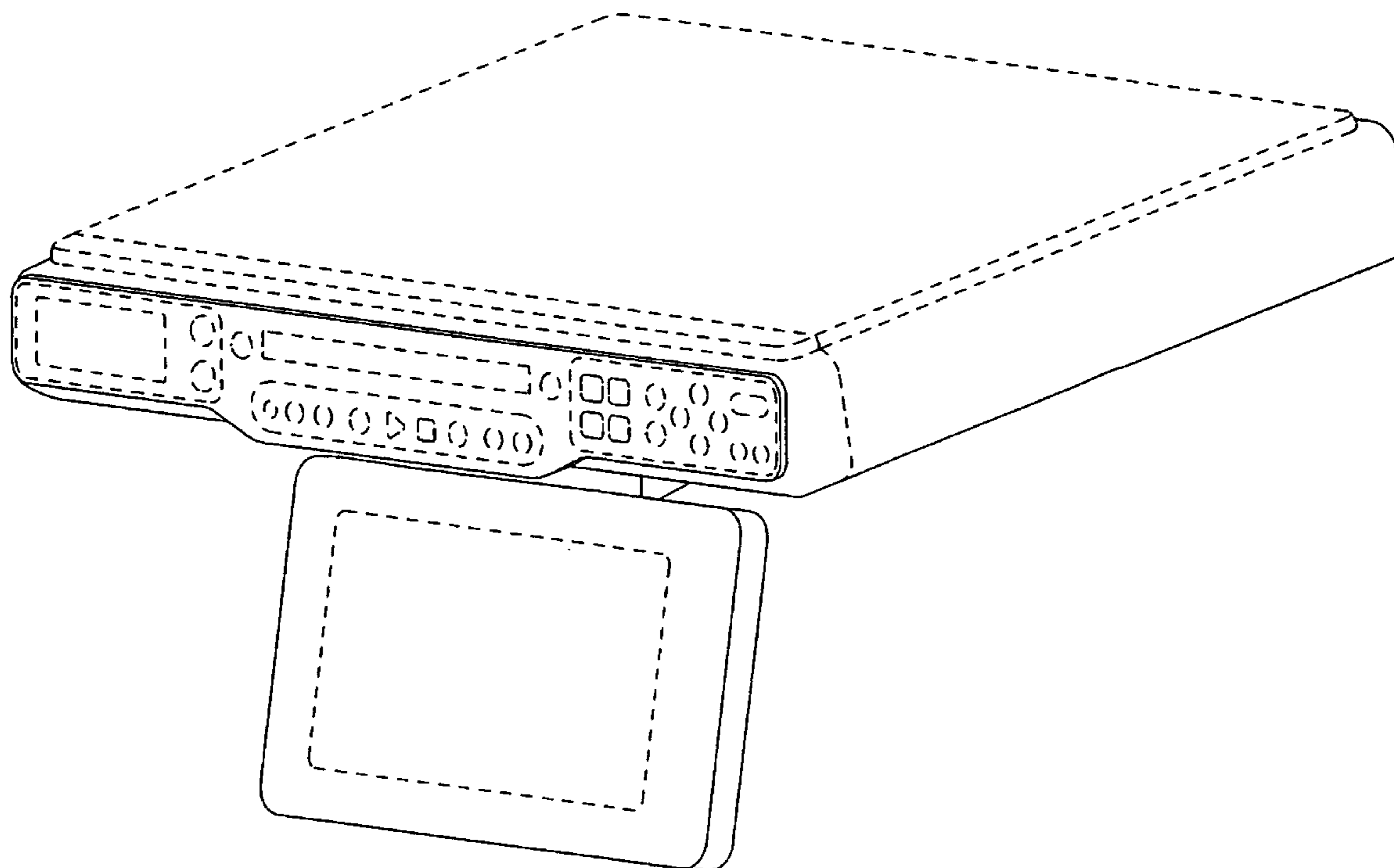
U.S. PATENT DOCUMENTS

DESCRIPTION

4,438,458	A	*	3/1984	Munscher	348/838
5,495,586	A	*	2/1996	Adachi et al.	710/100
D399,503	S	*	10/1998	Rosen	D14/132
D407,086	S	*	3/1999	Rosen	D14/132
6,108,199	A	*	8/2000	Bonardi et al.	361/686
D437,837	S	*	2/2001	Harrison et al.	D14/132
D457,505	S	*	5/2002	Benedetti	D14/131
D485,540	S	*	1/2004	Isshiki	D14/129
D496,013	S	*	9/2004	Tanaka	D14/132
D511,332	S	*	11/2005	Vitito	D14/132
7,084,932	B1	*	8/2006	Mathias et al.	348/837

FIG. 1 is a side view of the CD/DVD player and radio showing my new design;
FIG. 2 is a front view thereof;
FIG. 3 is a side view thereof;
FIG. 4 is a bottom view thereof; and,
FIG. 5 is a front and side perspective view thereof.
The broken lines in FIGS. 1-5 are for illustrative purposes only and form no part of the claimed design.

1 Claim, 5 Drawing Sheets



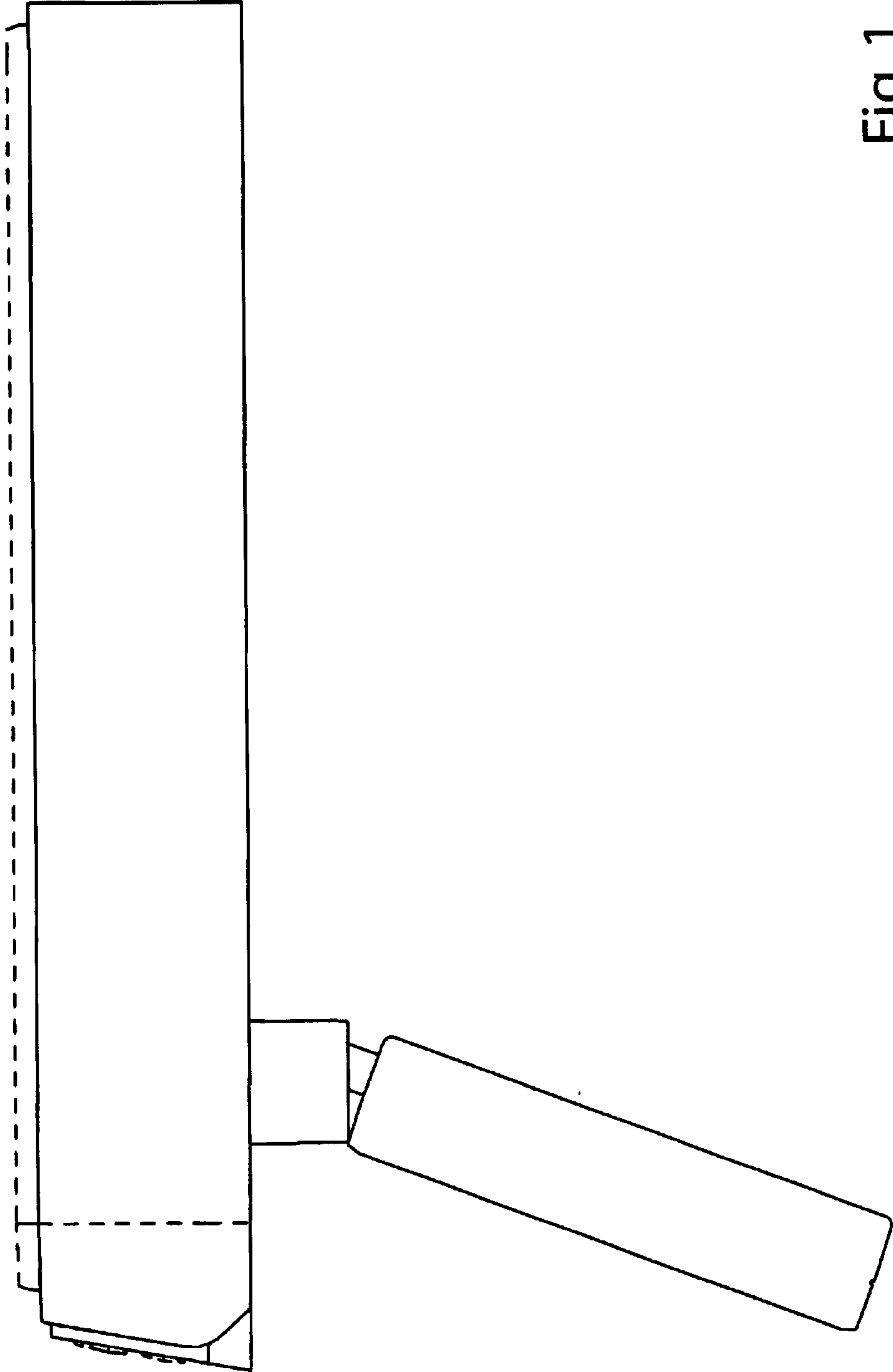


Fig. 1

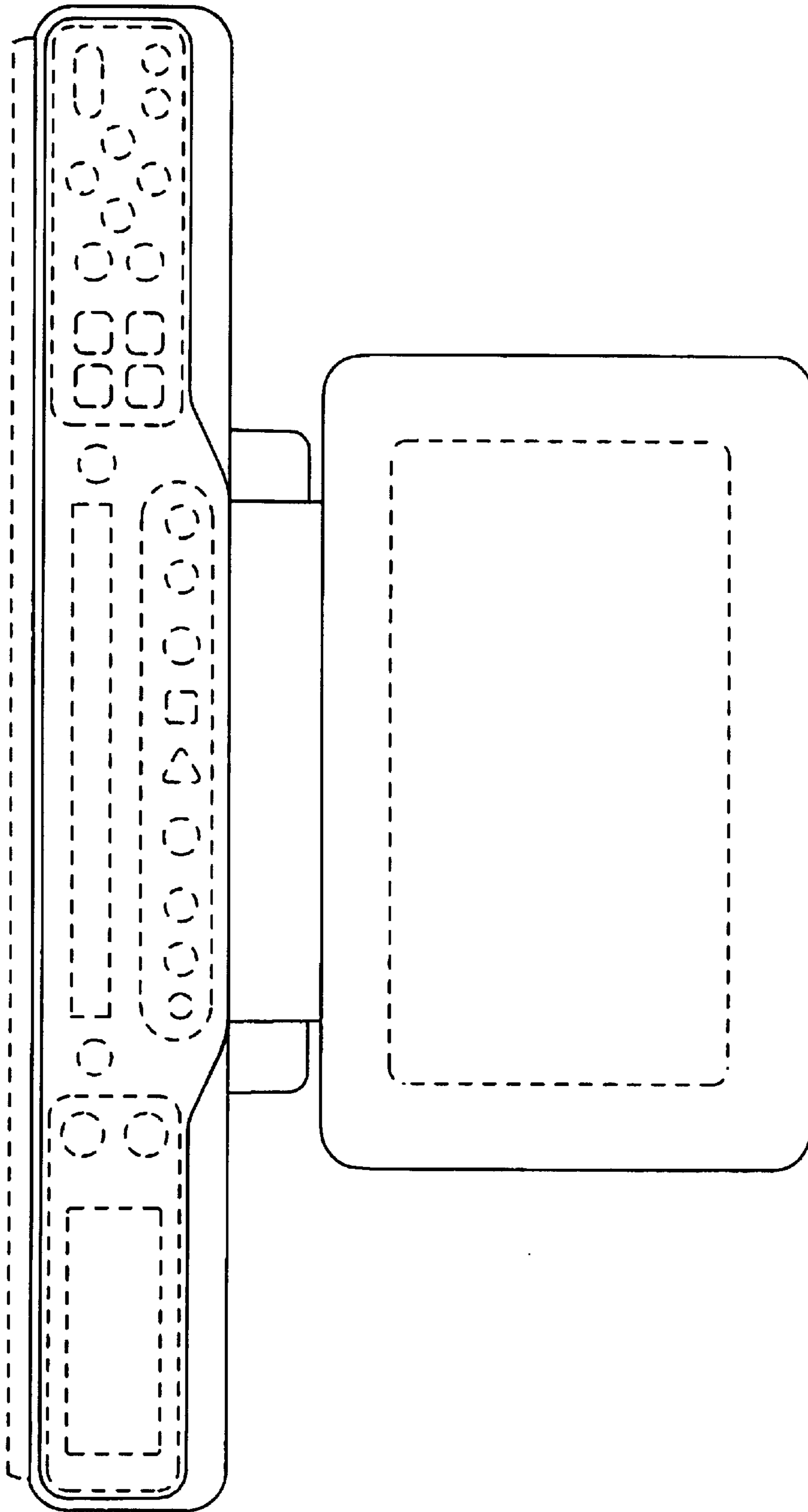


Fig. 2

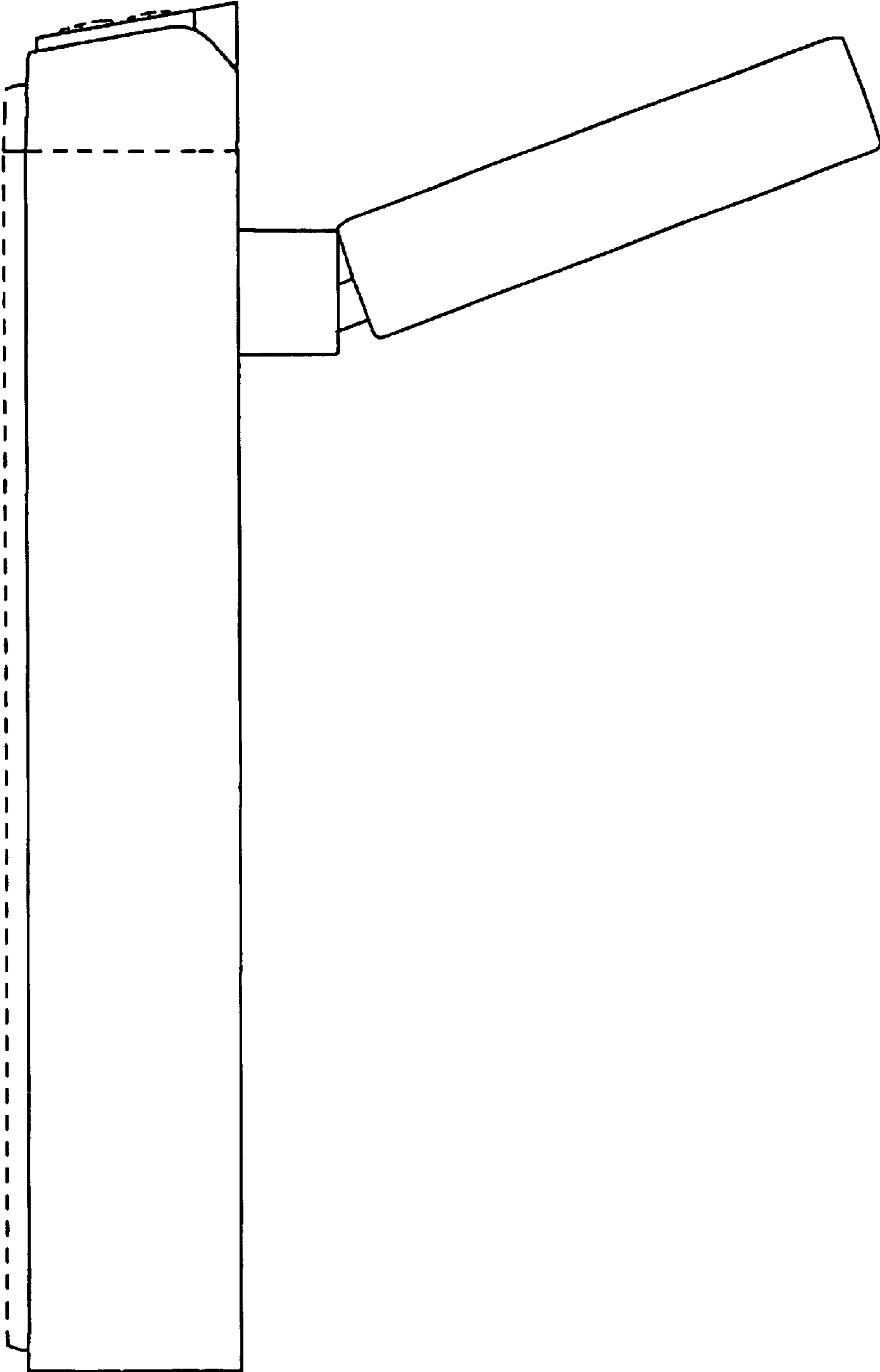
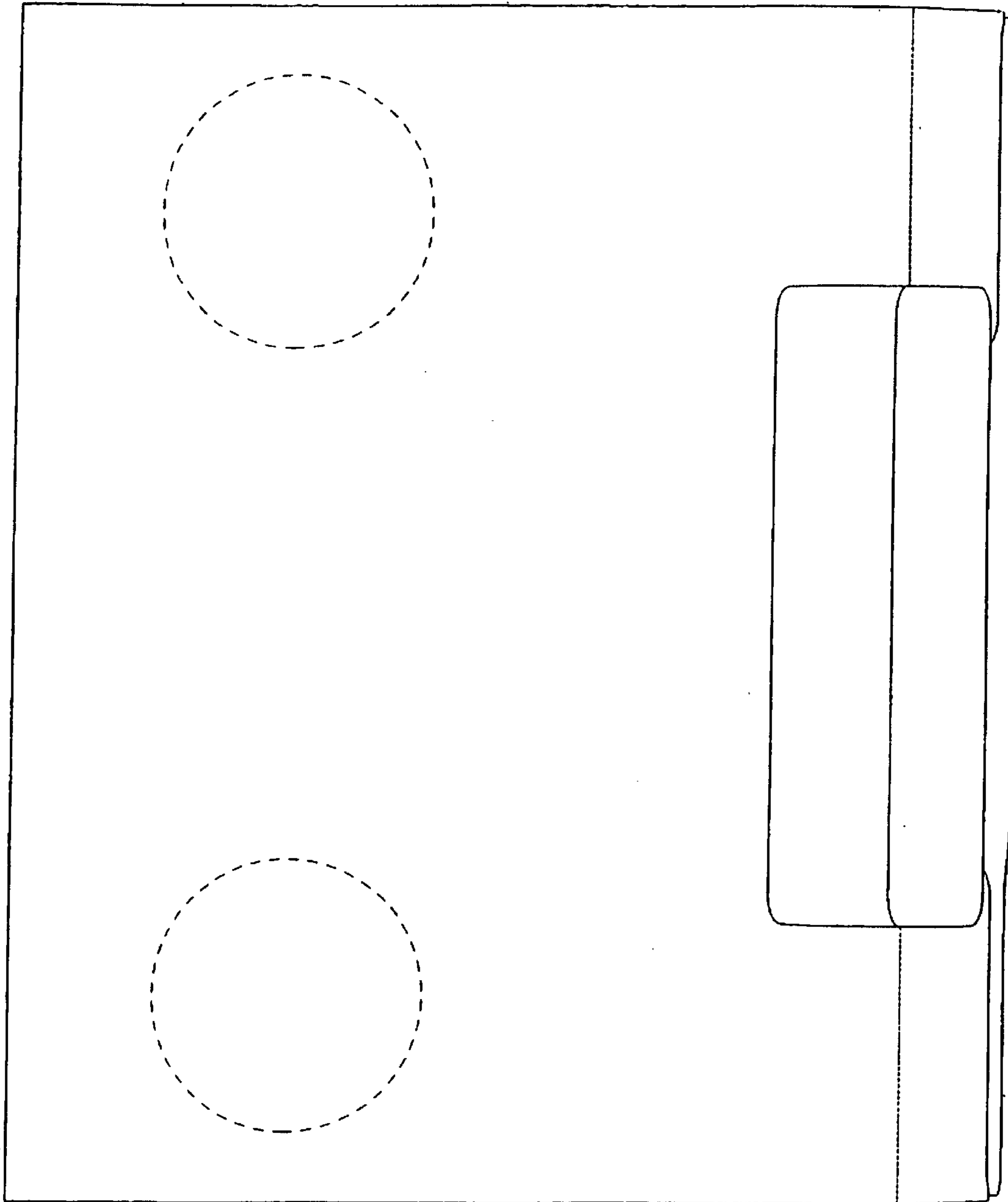


Fig. 3

Fig. 4



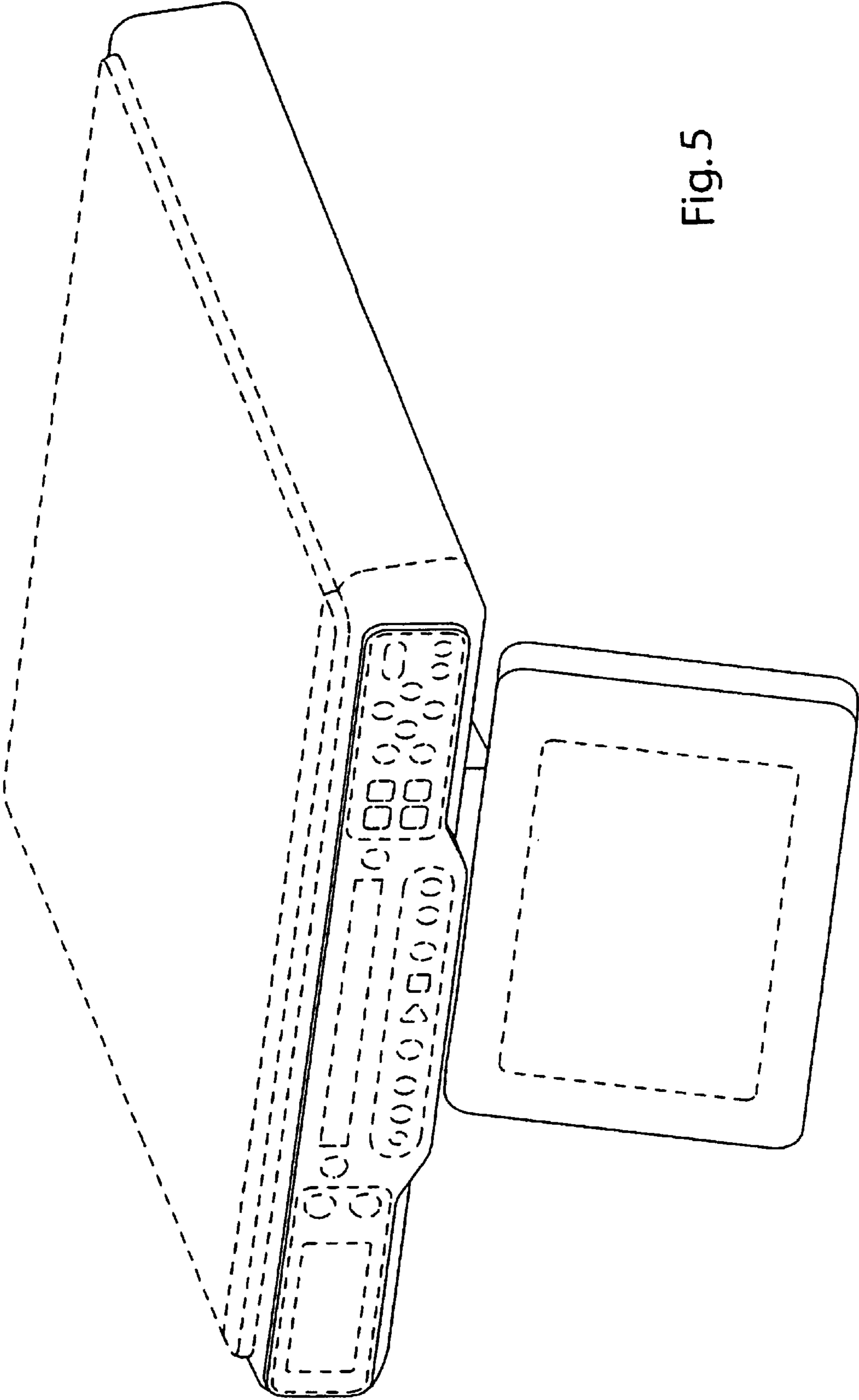


Fig. 5