



US00D538779S

(12) **United States Design Patent**
Nohara

(10) **Patent No.:** **US D538,779 S**

(45) **Date of Patent:** **** Mar. 20, 2007**

(54) **DIGITAL VOICE RECORDER**

(75) Inventor: **Takeshi Nohara**, Hachioji (JP)

(73) Assignee: **Olympus Corporation**, Tokyo (JP)

(**) Term: **14 Years**

(21) Appl. No.: **29/257,147**

(22) Filed: **Mar. 28, 2006**

(51) **LOC (8) Cl.** **14-01**

(52) **U.S. Cl.** **D14/167**

(58) **Field of Classification Search** D14/167,
D14/154, 168, 188, 496, 156, 160, 161, 162,
D14/163, 164, 165, 192; D16/208; D26/38;
455/351, 350

See application file for complete search history.

(56) **References Cited**

U.S. PATENT DOCUMENTS

D369,306 S	*	4/1996	Fisher	D10/78
D419,464 S	*	1/2000	Chang	D10/78
D423,384 S	*	4/2000	Beha	D10/78
D427,090 S	*	6/2000	Washburn et al.	D10/78
D456,376 S	*	4/2002	Vuolteenaho et al.	D14/138
D491,545 S	*	6/2004	Widiaman et al.	D14/138
6,769,603 B2	*	8/2004	Nagai et al.	235/375
D498,737 S	*	11/2004	Park et al.	D14/138

D501,849 S	*	2/2005	Widiaman et al.	D14/248
D502,933 S	*	3/2005	Munstermann	D14/138
D503,163 S	*	3/2005	Chan et al.	D14/138
D512,403 S	*	12/2005	Yang	D14/156
D521,023 S	*	5/2006	Kim et al.	D14/496
D522,988 S	*	6/2006	Sheu	D14/138
D524,781 S	*	7/2006	Lyles	D14/138

* cited by examiner

Primary Examiner—Cathron C. Brooks

Assistant Examiner—Austin Murphy

(74) *Attorney, Agent, or Firm*—Hogan & Hartson LLP


(57) **CLAIM**

The ornamental design for a digital voice recorder, as shown and described.

DESCRIPTION

FIG. 1 is a front, bottom and left side perspective view of a digital voice recorder, showing my new design;
FIG. 2 is a rear, top and right side perspective view thereof;
FIG. 3 is a top plan view thereof;
FIG. 4 is a front elevational view thereof;
FIG. 5 is a right side elevational view thereof;
FIG. 6 is a bottom plan view thereof;
FIG. 7 is a left side elevational view thereof; and,
FIG. 8 is a rear elevational view thereof.

1 Claim, 3 Drawing Sheets






FIG. 1

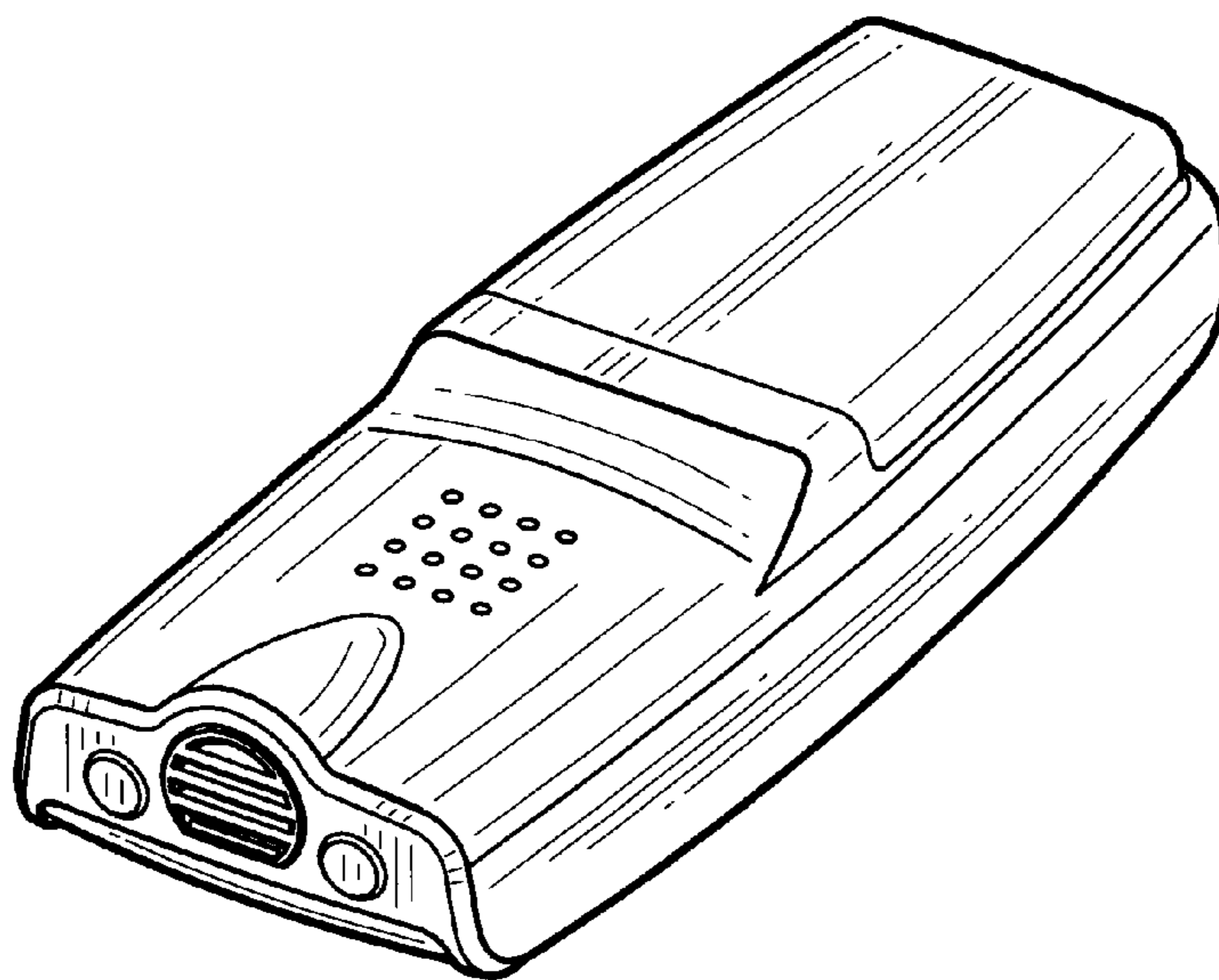


FIG. 2

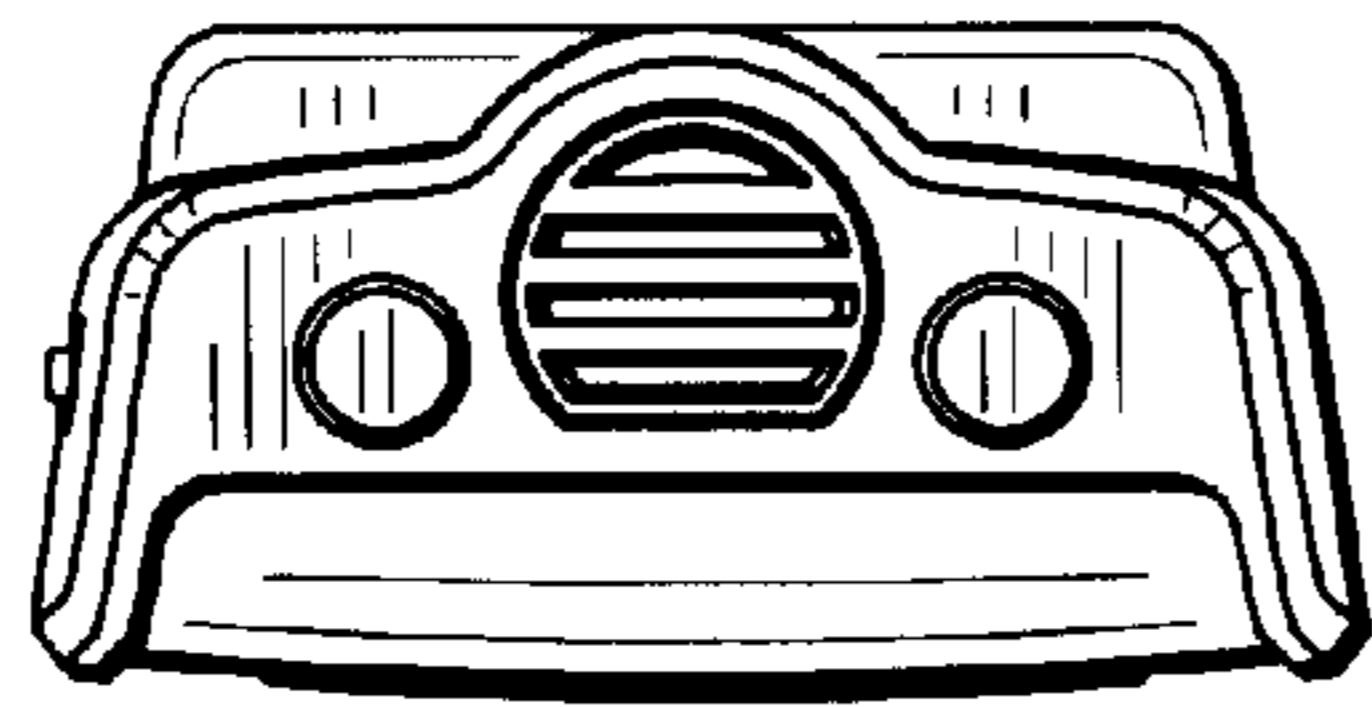


FIG. 3

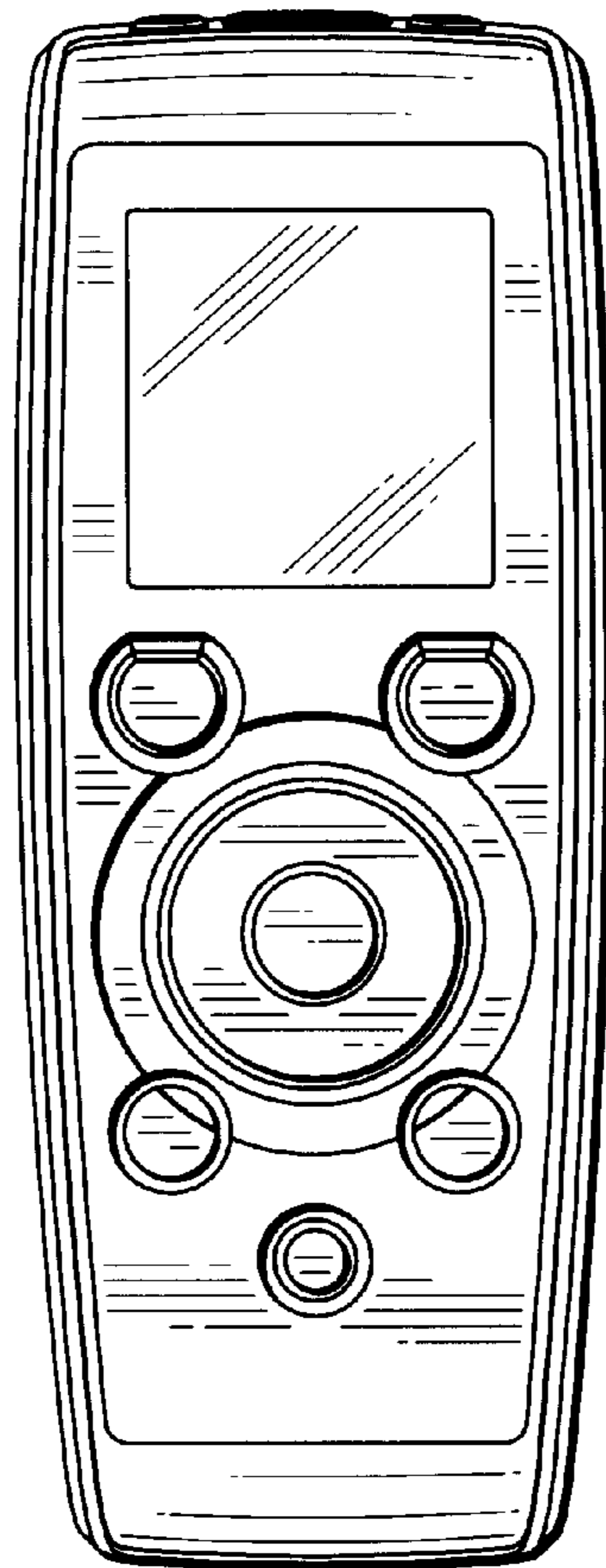


FIG. 4



FIG. 5



FIG. 6



FIG. 7




FIG. 8