



US00D538777S

(12) **United States Design Patent**
Takita et al.

(10) **Patent No.:** **US D538,777 S**

(45) **Date of Patent:** **** Mar. 20, 2007**

(54) **DIGITAL AUDIO DISC PLAYER**

(75) Inventors: **Haruki Takita**, Tokyo (JP); **Yasunobu Shimizu**, Tokyo (JP)

(73) Assignee: **Teac Corporation**, Tokyo (JP)

(**) Term: **14 Years**

(21) Appl. No.: **29/241,336**

(22) Filed: **Oct. 27, 2005**

(30) **Foreign Application Priority Data**

May 12, 2005 (JP) 2005-013549

(51) **LOC (8) Cl.** **14-01**

(52) **U.S. Cl.** **D14/156**

(58) **Field of Classification Search** D14/135-136,
D14/156-157, 167-168, 192-198, 188, 257,
D14/258, 445; 360/99.02, 99.07; 369/75.11,
369/75.21, 77.21, 77.11; 720/612, 619, 647,
720/655; 455/344, 347-351

See application file for complete search history.

(56) **References Cited**

U.S. PATENT DOCUMENTS

4,439,852 A * 3/1984 Hughes 369/77.21

5,852,594 A * 12/1998 Kaise et al. 720/647

D429,706 S * 8/2000 Miyazaki D14/135

D466,876 S * 12/2002 Usami et al. D14/136

D483,728 S * 12/2003 Kim D14/136

D506,734 S * 6/2005 Oikawa D14/136

* cited by examiner

Primary Examiner—Nanda Bondade

(57) **CLAIM**

The ornamental design for a digital audio disc player, as shown and described.

DESCRIPTION

FIG. 1 is a perspective view of a digital audio disc player showing our new design;

FIG. 2 is a front view thereof;

FIG. 3 is a rear view thereof;

FIG. 4 is a top view thereof;

FIG. 5 is a bottom view thereof;

FIG. 6 is a left side view thereof; and,

FIG. 7 is a right side view thereof.

1 Claim, 4 Drawing Sheets

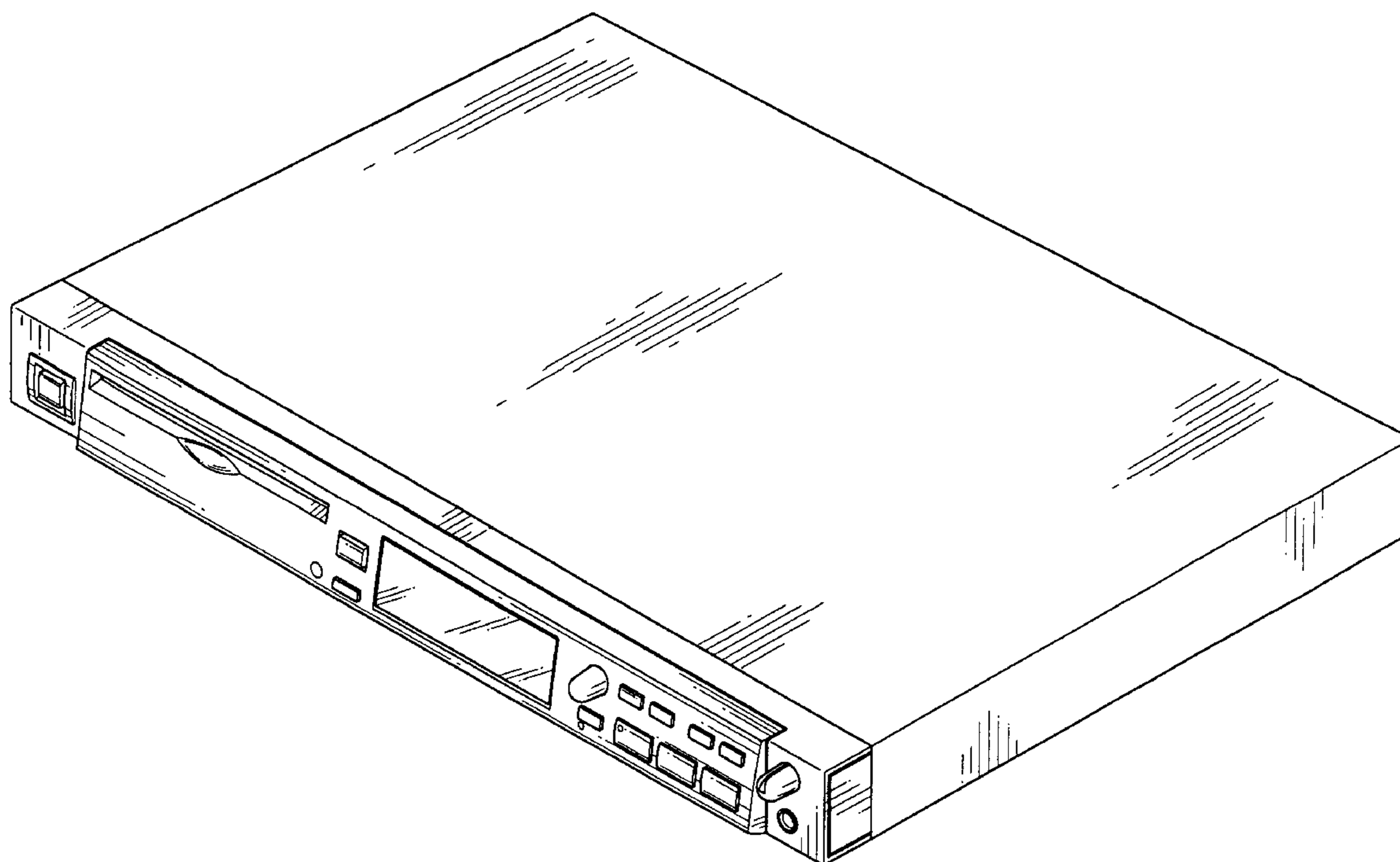


FIG. 1

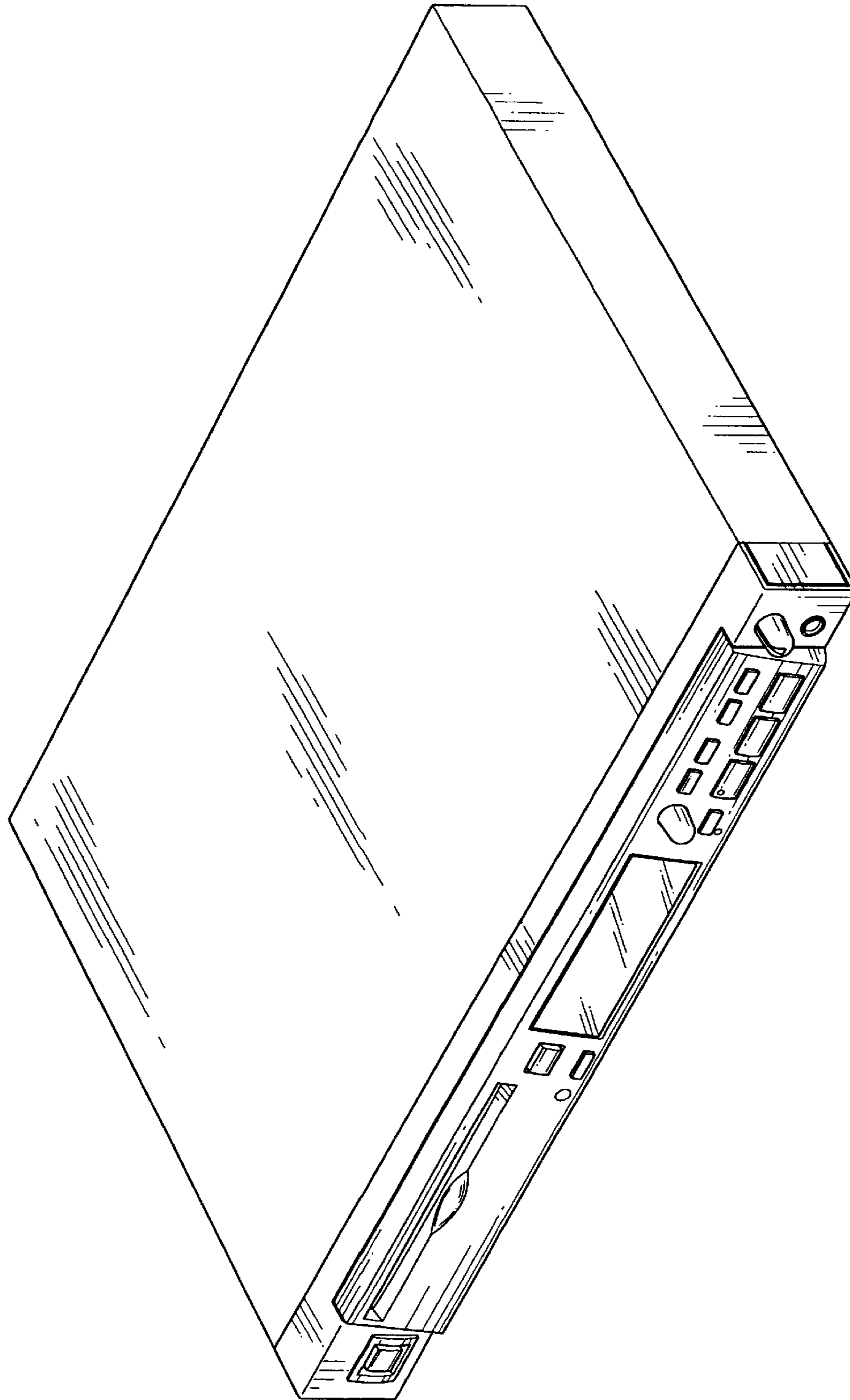


FIG.2

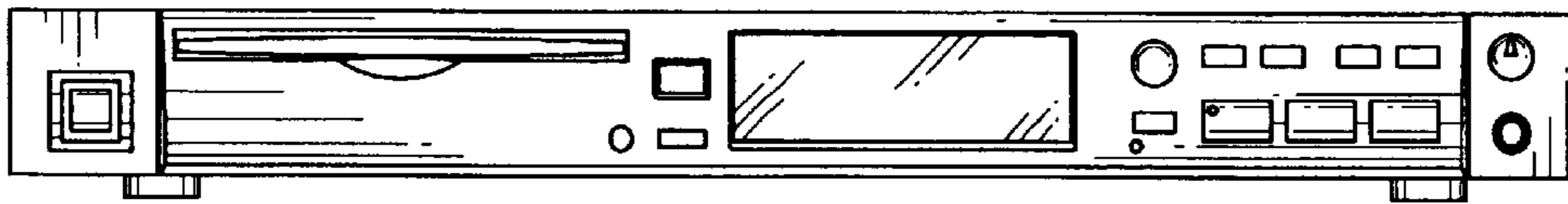


FIG.3




FIG.4




FIG.5

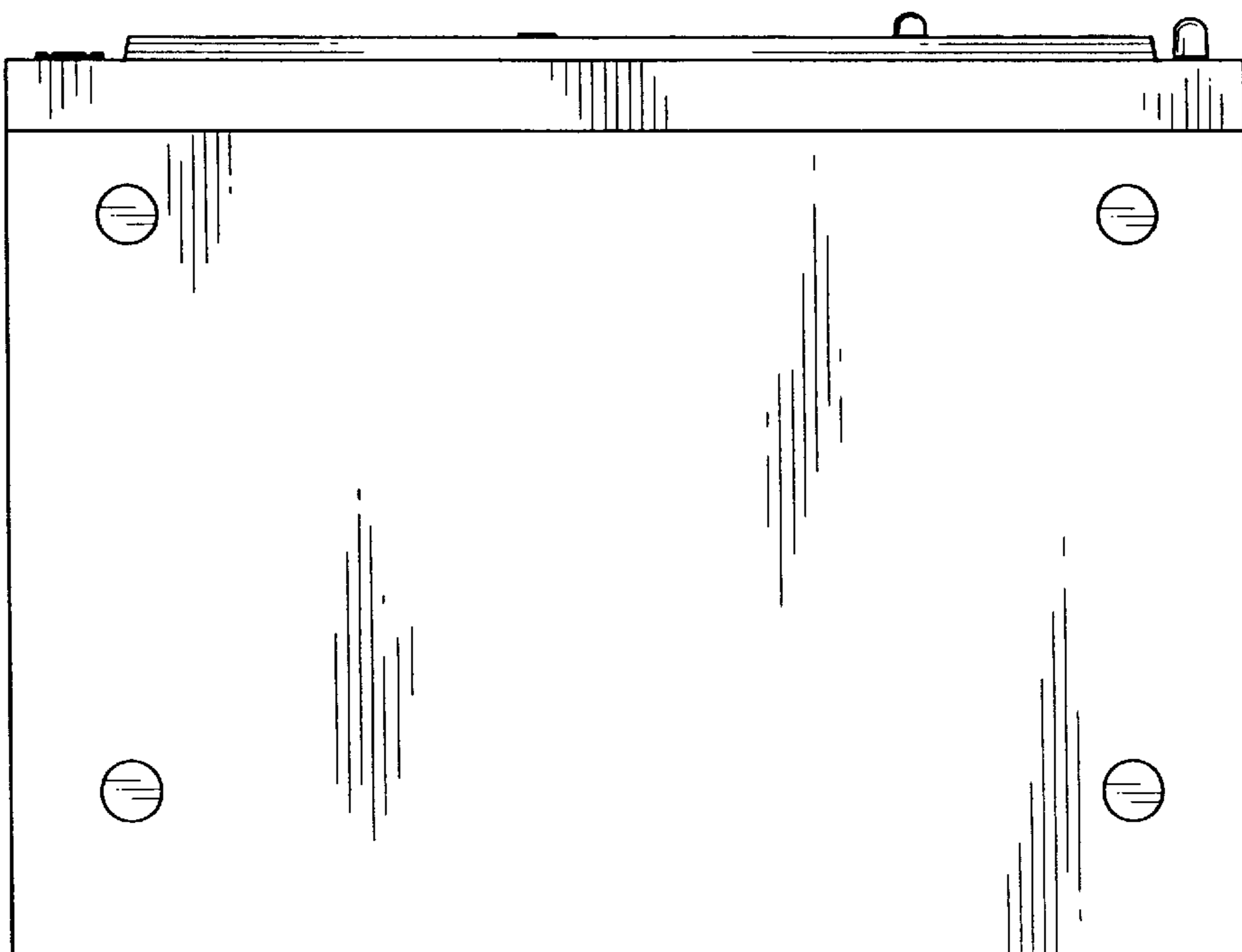


FIG.6

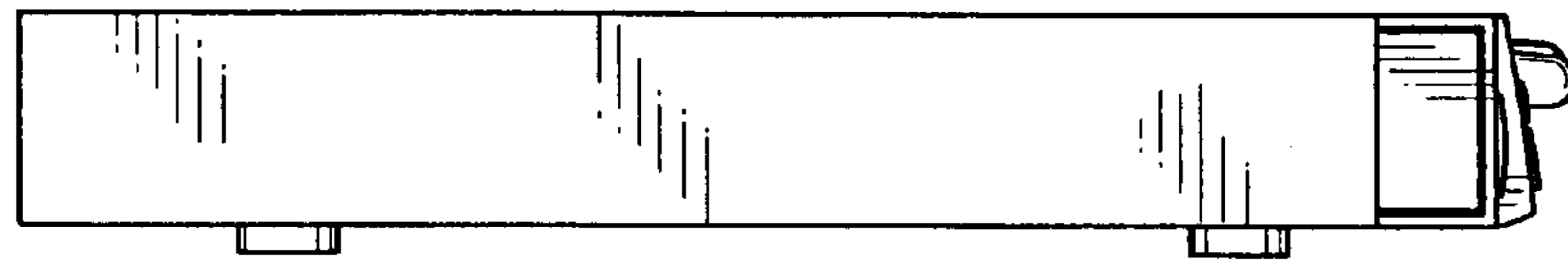


FIG.7

