



US00D538774S

(12) **United States Design Patent**  
**Franck et al.**

(10) **Patent No.:** **US D538,774 S**  
(45) **Date of Patent:** **\*\* Mar. 20, 2007**

(54) **CORDLESS TELEPHONE HANDSET**  
(75) Inventors: **Christopher G. Franck**, Decatur, GA (US); **Jeffrey R. Beasley**, Suwanee, GA (US); **Alina Butan**, Fort Lauderdale, FL (US)

(73) Assignee: **General Instrument Corporation**, Horsham, PA (US)

(\*\*) Term: **14 Years**

(21) Appl. No.: **29/243,898**

(22) Filed: **Dec. 1, 2005**

(51) **LOC (8) Cl.** ..... **14-03**

(52) **U.S. Cl.** ..... **D14/147**

(58) **Field of Classification Search** ..... D14/137-138, D14/144, 147-148, 218, 247-248, 341-347; D21/517; 379/433.01-433.13, 434; 455/575.1, 455/566, 556.1, 550.1-90.3

See application file for complete search history.

(56) **References Cited**

**U.S. PATENT DOCUMENTS**

D412,169 S	*	7/1999	Schnell et al.	.....	D14/138
D442,157 S	*	5/2001	Muenschler et al.	.....	D14/138
D477,582 S	*	7/2003	Muenschler et al.	.....	D14/147
D480,375 S	*	10/2003	Cebe et al.	.....	D14/147
D488,455 S	*	4/2004	Robertson et al.	.....	D14/147

D515,529 S	*	2/2006	Beasley et al.	.....	D14/138
D524,280 S	*	7/2006	Julian	.....	D14/147
D524,281 S	*	7/2006	Franck et al.	.....	D14/147
2004/0097276 A1	*	5/2004	Harmon	.....	455/575.1

**FOREIGN PATENT DOCUMENTS**

WO	DM/51580	*	6/1999
WO	DM/064090	*	3/2002

\* cited by examiner

*Primary Examiner*—Ian Simmons

*Assistant Examiner*—Carla Jobe Wright

(74) *Attorney, Agent, or Firm*—Benjamin D. Driscoll

(57) **CLAIM**

We claim the ornamental design for a cordless telephone handset, as shown and described.

**DESCRIPTION**

FIG. 1 is a front perspective view of a cordless telephone handset showing our new design.

FIG. 2 is a front view of the handset of FIG. 1;

FIG. 3 is a back view of the handset of FIG. 1;

FIG. 4 is a side view of the handset of FIG. 1;


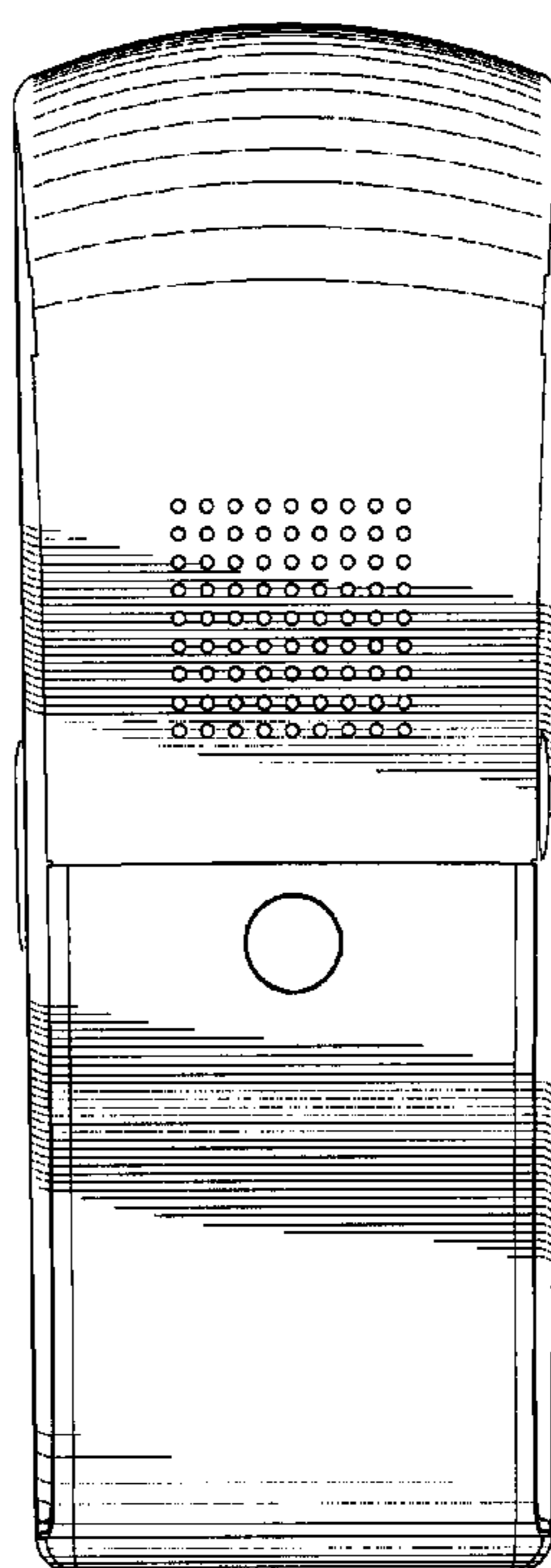

FIG. 5 is an opposite side view of the handset of FIG. 1;


FIG. 6 is a bottom view of the handset of FIG. 1; and,

FIG. 7 is a top view of the handset of FIG. 1.

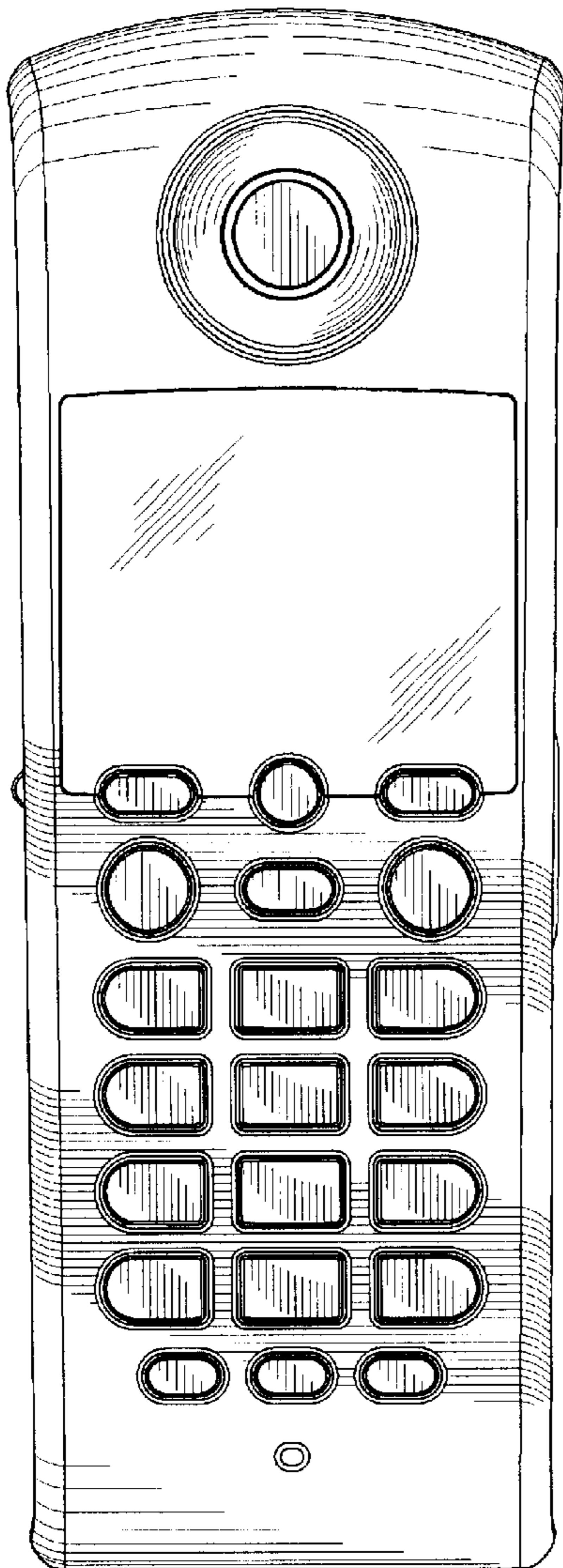
The portions drawn in broken lines are shown for illustrative purposes only and do not form part of the claimed invention.

**1 Claim, 3 Drawing Sheets**

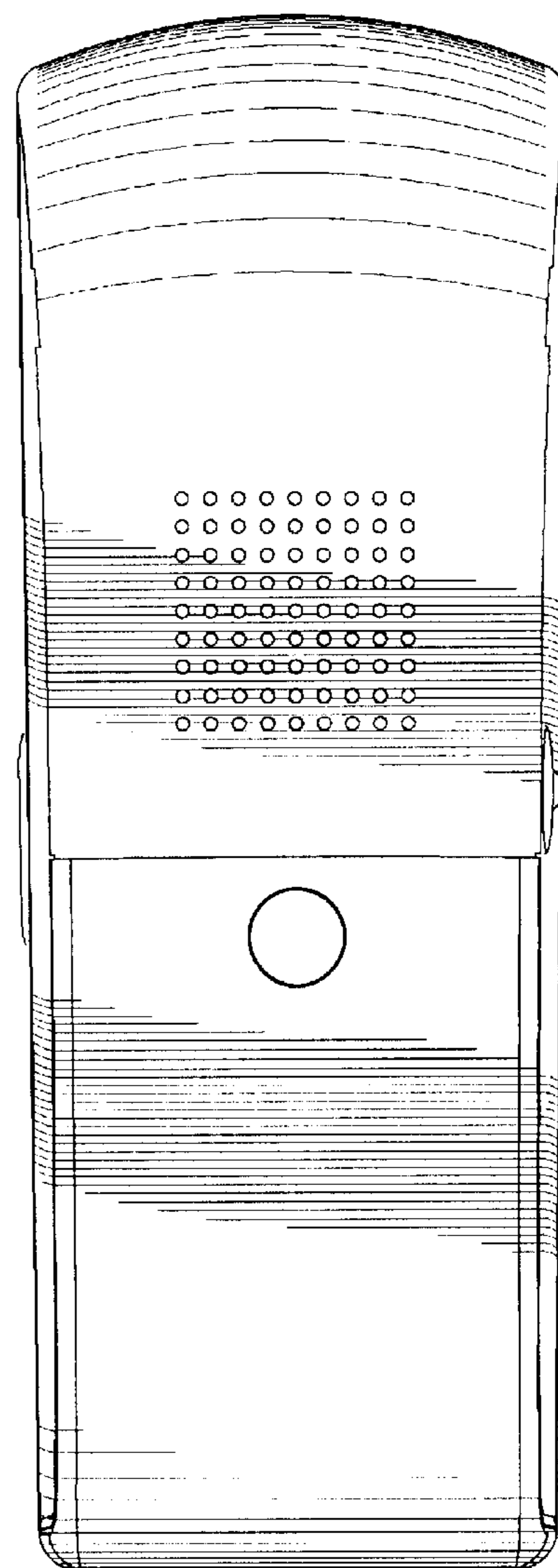





*FIG. 1*




*FIG. 2*



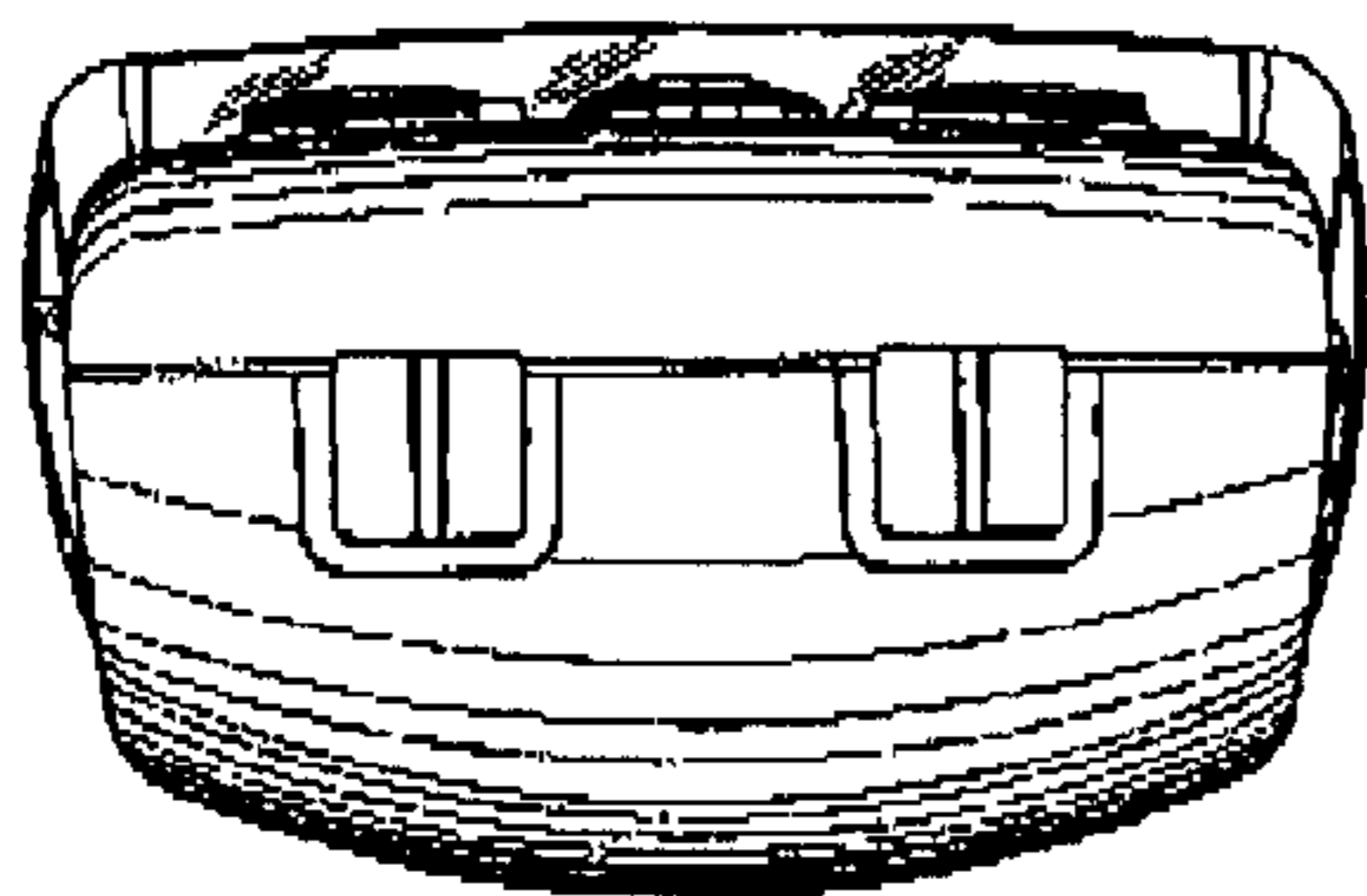
*FIG. 3*



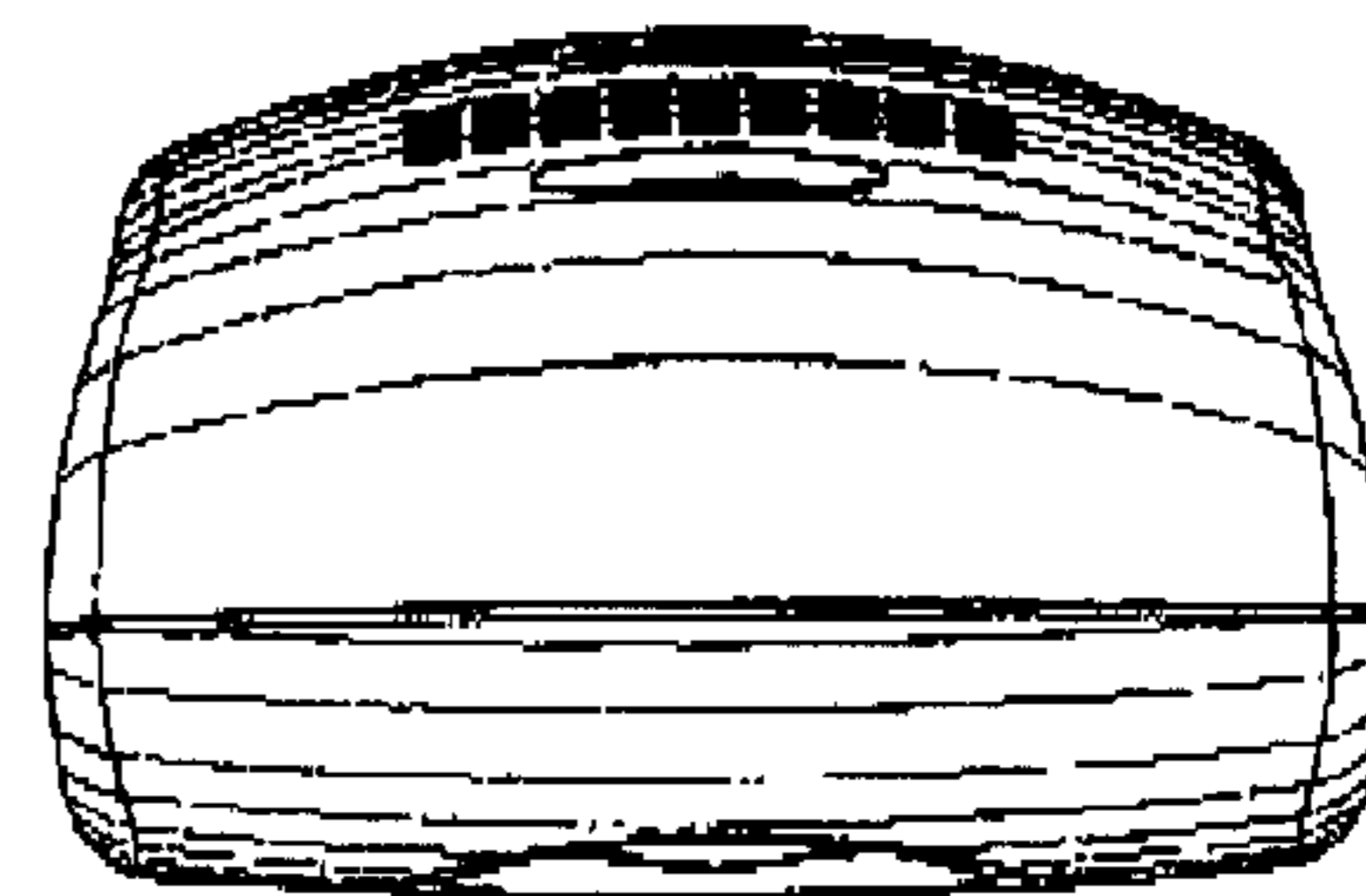
*FIG. 4*



*FIG. 5*



*FIG. 6*



*FIG. 7*