



US00D538738S

(12) **United States Design Patent**
Miller et al.

(10) **Patent No.:** **US D538,738 S**

(45) **Date of Patent:** **** *Mar. 20, 2007**

(54) **TIRE TREAD**

(75) Inventors: **Stuart A. Miller**, Clinton, OH (US);
Andrea Kindig, Akron, OH (US);
Bradley Jameyson Harris, New
London, OH (US)

(73) Assignee: **Bridgestone Firestone North
American Tire, LLC**, Nashville, TN
(US)

(*) Notice: This patent is subject to a terminal dis-
claimer.

(**) Term: **14 Years**

(21) Appl. No.: **29/216,728**

(22) Filed: **Nov. 8, 2004**

(51) **LOC (8) Cl.** **12-15**

(52) **U.S. Cl.** **D12/574; D12/605**

(58) **Field of Classification Search** D12/507,
D12/511, 512, 513, 539, 543, 544, 545, 574,
D12/578, 579, 580, 900; 152/209.1, 209.12,
152/209.28

See application file for complete search history.

(56) **References Cited**

U.S. PATENT DOCUMENTS

D175,214 S	7/1955	French	
D204,535 S	4/1966	Anslow	
D237,374 S	10/1975	Hutz	
3,998,256 A	12/1976	Verdier	
4,336,833 A	6/1982	Fuzioka et al.	
D270,148 S	8/1983	Shinomiya	
D293,697 S	* 1/1988	Thornalley D21/433
D300,621 S	4/1989	Hamada et al.	
D315,538 S	3/1991	Graas	
D316,689 S	5/1991	Fujiki	
D327,042 S	6/1992	Koyama	
D350,716 S	* 9/1994	Bell et al. D12/511
D384,920 S	10/1997	De Barsy	
D388,028 S	12/1997	Ratliff, Jr.	
D388,036 S	12/1997	Labbe et al.	
D388,040 S	12/1997	de Barsy	
D403,284 S	12/1998	Le	

D415,985 S	11/1999	Le et al.	
D428,836 S	8/2000	Grosskopf et al.	
D456,341 S	4/2002	Warchol et al.	
D458,580 S	* 6/2002	Young et al. D12/512
D460,404 S	7/2002	Janjareh et al.	
D463,240 S	9/2002	Staton	
D473,512 S	* 4/2003	Zurita D12/574
D474,147 S	5/2003	Zurita	
D475,008 S	5/2003	Gillard et al.	

OTHER PUBLICATIONS

Hoosier Quick Time Tire, 2004 Tread Design Guide, Jan.
2004, p. 32. 2/2.*
Marshal Winter KWA02Tire, 2004 Tread Design Guide, Jan.
2004, p. 128. 3/1.*
Michelin X One XDA Tire, 2004 Tread Design Guide, Jan.
2004, p. 131. 2/4.*
Firestone Rear Wheel Bridgestone AG Mower M40B Tire,
2004 Tread Design Guide, Jan. 2004, p. 181. 3/3.*

* cited by examiner

Primary Examiner—Robert M. Spear

(74) *Attorney, Agent, or Firm*—Thomas R. Kingsbury

(57) **CLAIM**


The ornamental design for a tire tread, as shown and
described.

DESCRIPTION

FIG. 1 is a side perspective view of a tire tread showing our
new design, it being understood that the tread pattern is
repeated throughout the circumference of the tire tread, the
opposite side being the same as that shown;
FIG. 2 is a front elevational view of the right side thereof,
the opposite side being identical thereto; and,
FIG. 3 is a side elevational view of the right side thereof, the
opposite side being identical thereto; and,
FIG. 4 is an enlarged fragmentary front elevational view
thereof.

The broken lines defining the tire sidewall, inner bead, and
the peripheral boundary between the claimed tire tread and
sidewall are for illustrative purposes only and form no part
of the claimed design.

1 Claim, 4 Drawing Sheets



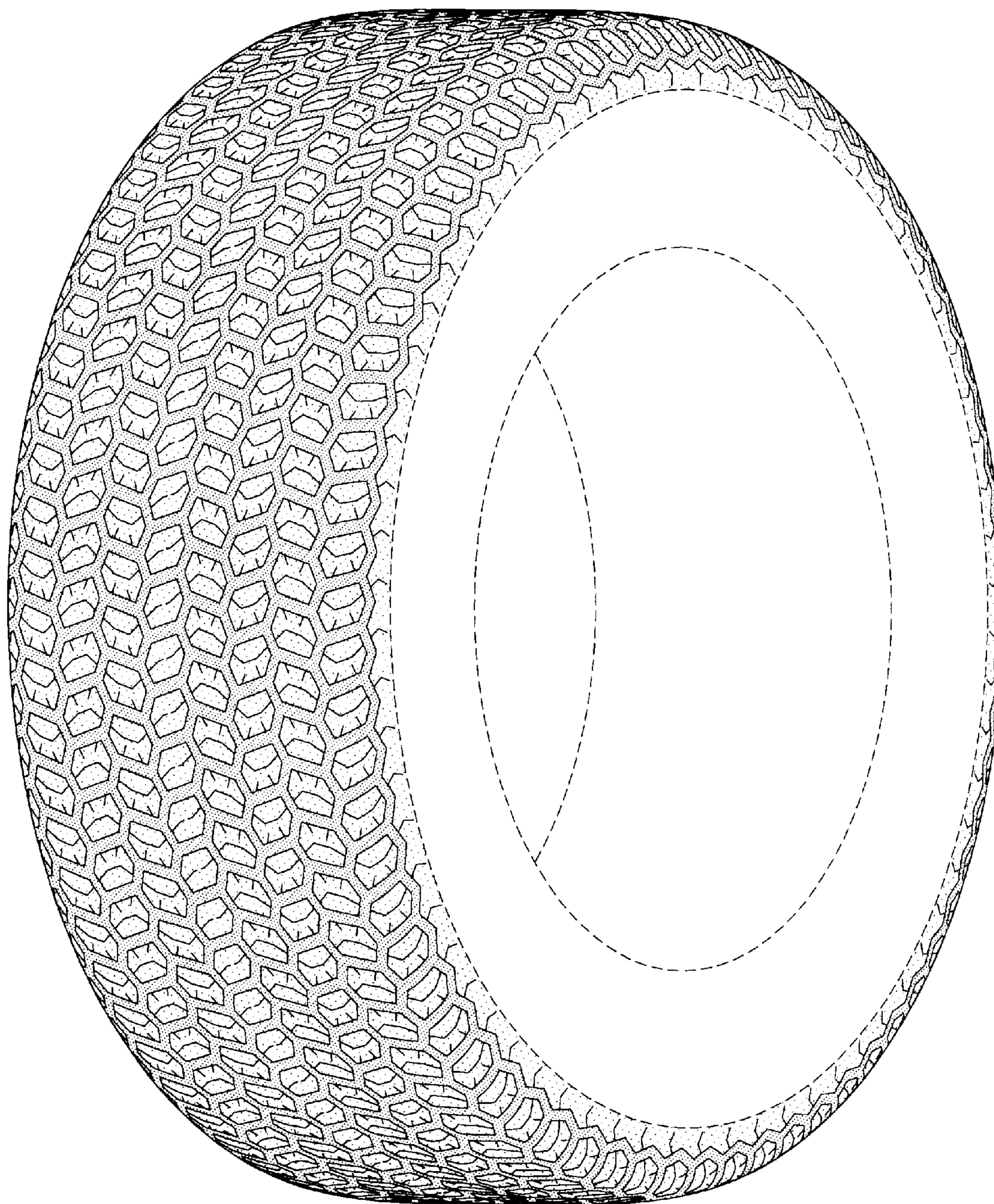


FIG-1




FIG-2

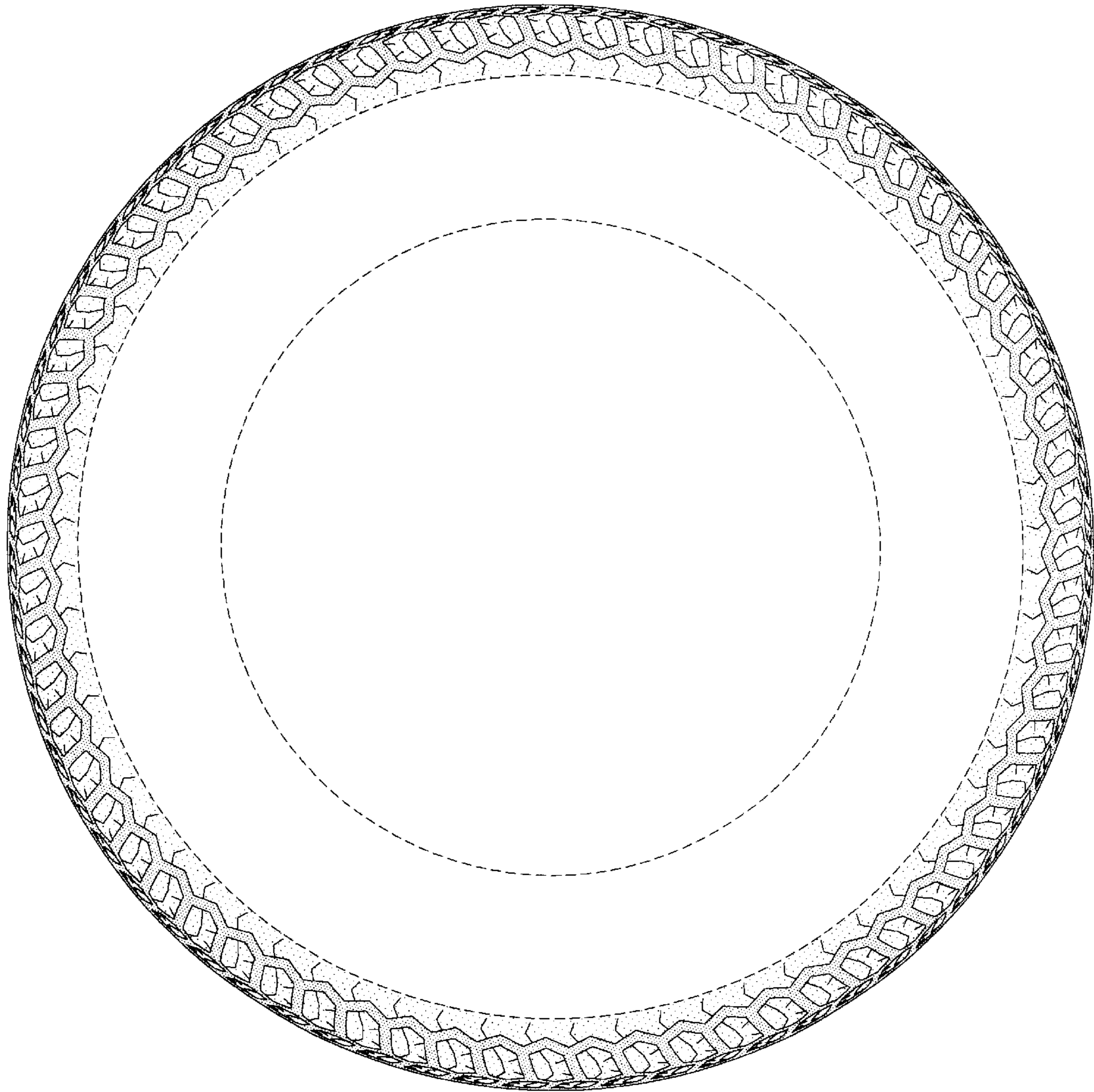


FIG-3




FIG-4