



US00D538737S

(12) **United States Design Patent**
Scully

(10) **Patent No.:** **US D538,737 S**

(45) **Date of Patent:** **** Mar. 20, 2007**

(54) **CENTER CONSOLE**

(75) Inventor: **Justin Scully**, Gothenburg (SE)

(73) Assignee: **Ford Global Technologies, LLC**,
Dearborn, MI (US)

(**) Term: **14 Years**

(21) Appl. No.: **29/257,985**

(22) Filed: **Apr. 13, 2006**

(51) **LOC (8) Cl.** **12-16**

(52) **U.S. Cl.** **D12/421**

(58) **Field of Classification Search** D12/192,
D12/415, 421-424; 180/90; 280/750-752;
D10/46, 102, 98, 122-127; D15/17, 28; 296/190.01-191,
296/70

See application file for complete search history.

(56) **References Cited**

U.S. PATENT DOCUMENTS

D385,847 S	*	11/1997	Ma et al.	D12/415
D389,798 S	*	1/1998	Ma et al.	D12/192
D448,720 S	*	10/2001	Nash et al.	D12/419
D474,137 S	*	5/2003	Wyszogrod	D12/192
D494,909 S	*	8/2004	Pfeiffer	D12/192
D503,367 S	*	3/2005	Pfeiffer	D12/192
D504,372 S	*	4/2005	Juraschek	D12/192

OTHER PUBLICATIONS

Interior Gallery of Volvo Car Model S40, www.volvocars.us/models/s40/gallery/interior/, 5 pages.

Interior Gallery of Volvo Car Model S60, www.volvocars.us/models/s60/gallery/interior/, 6 pages.

Interior Gallery of Volvo Car Model S80, www.volvocars.us/models/s80/gallery/interior/, 4 pages.

Interior Gallery of Volvo Car Model V50, www.volvocars.us/models/v50/gallery/interior/, 9 pages.

Interior Gallery of Volvo Car Model V70, www.volvocars.us/models/v70/gallery/interior/, 6 pages.

Interior Gallery of Volvo Car Model XC70, www.volvocars.us/models/xc70/gallery/interior/, 9 pages.

Interior Gallery of Volvo Car Model XC90, www.volvocars.us/models/xc90/gallery/interior/, 6 pages.

* cited by examiner

Primary Examiner—Stacia Cadmus

(74) *Attorney, Agent, or Firm*—Bengt Rosander; Brooks Kushman P.C.

(57) **CLAIM**

The ornamental design for a center console, as shown and described.

DESCRIPTION

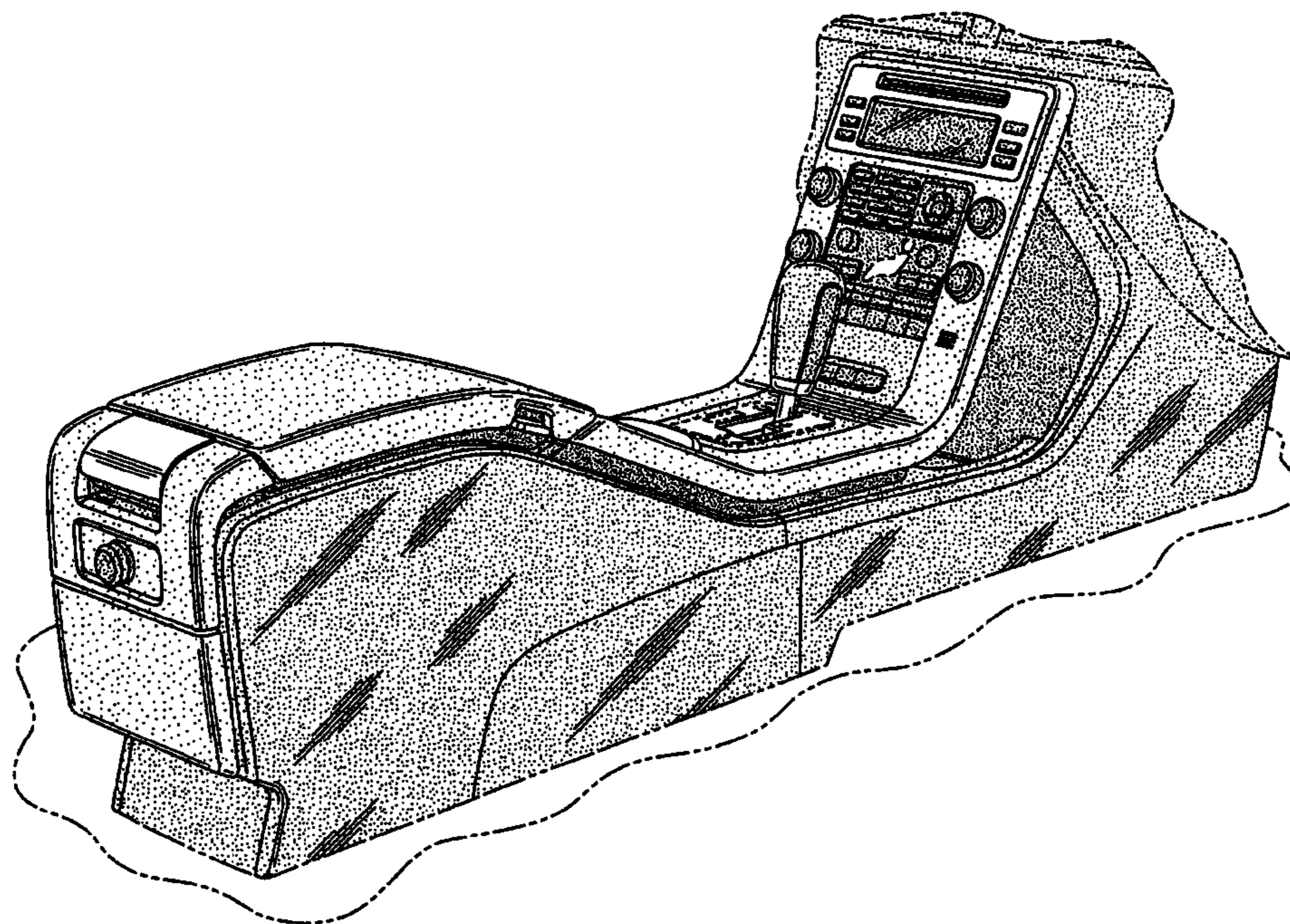
FIG. 1 is a perspective view of a center console in accordance with the present invention;

FIG. 2 is a right side perspective view of the center console of FIG. 1;

FIG. 3 is a top plan view of the center console of FIG. 1; and, FIG. 4 is a right side elevation view of the center console of FIG. 1.

The broken line forming the boundary of the claimed design defines the edge of the claimed subject matter but forms no part of it.

1 Claim, 4 Drawing Sheets



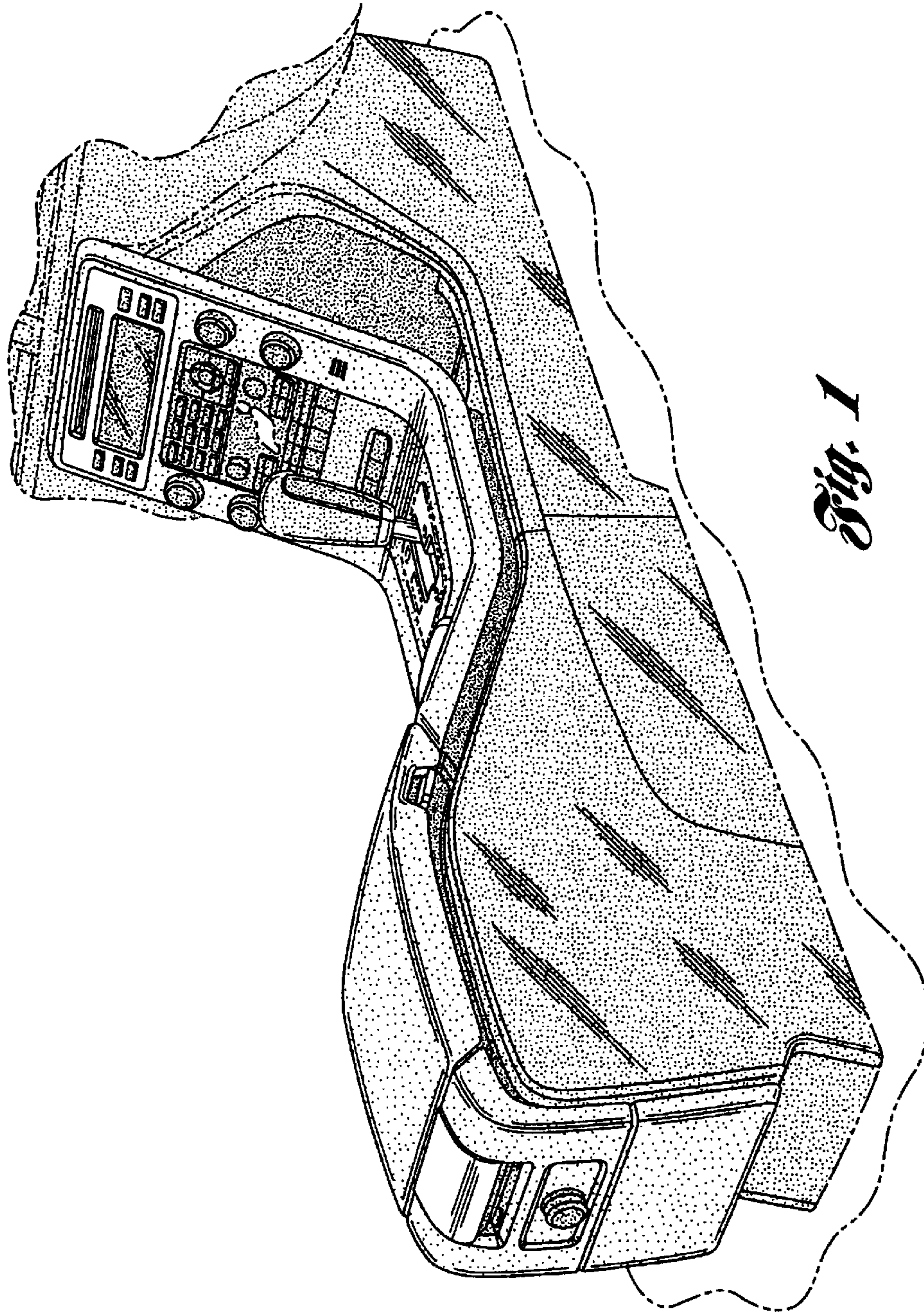


Fig. 1

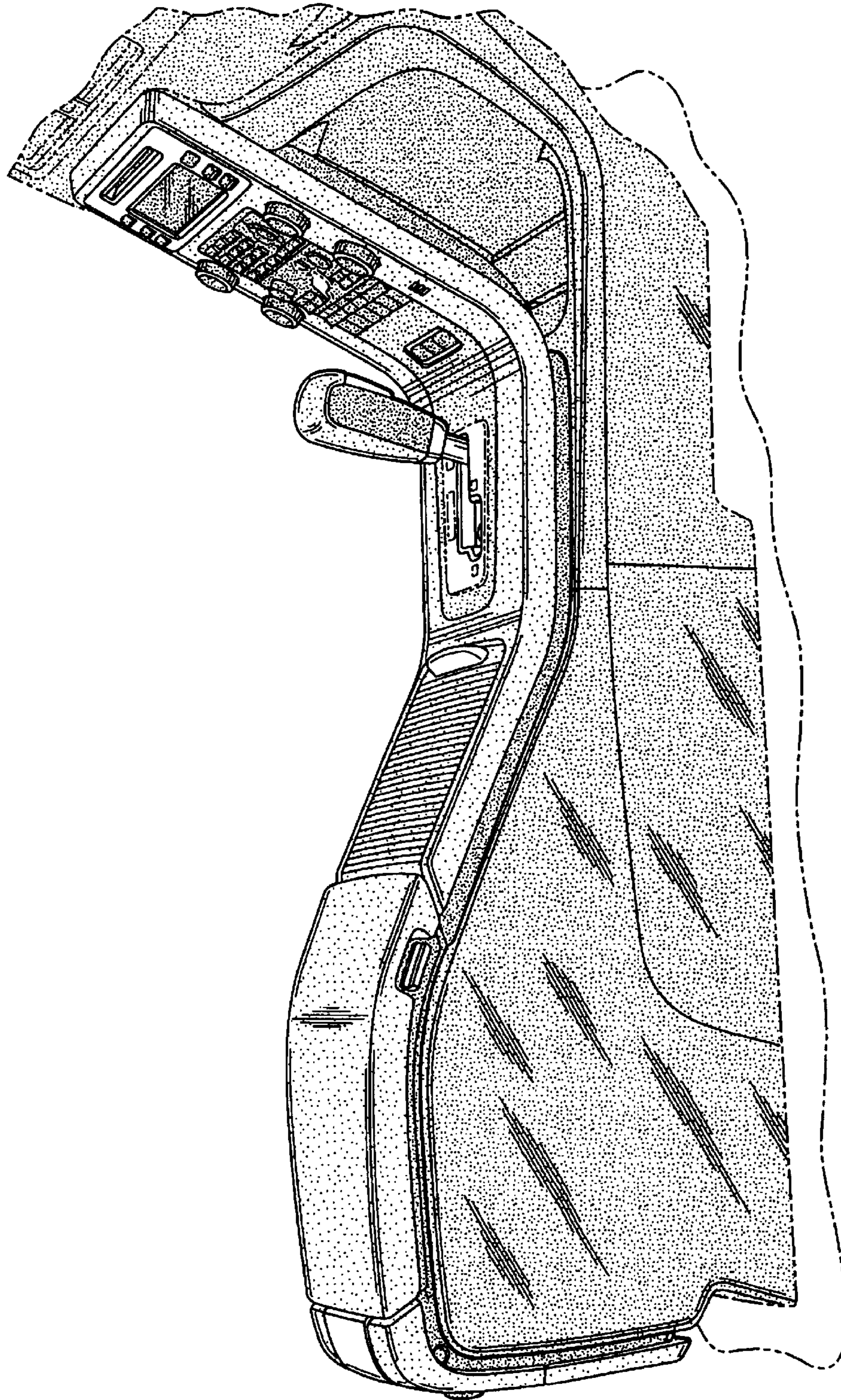


Fig. 2

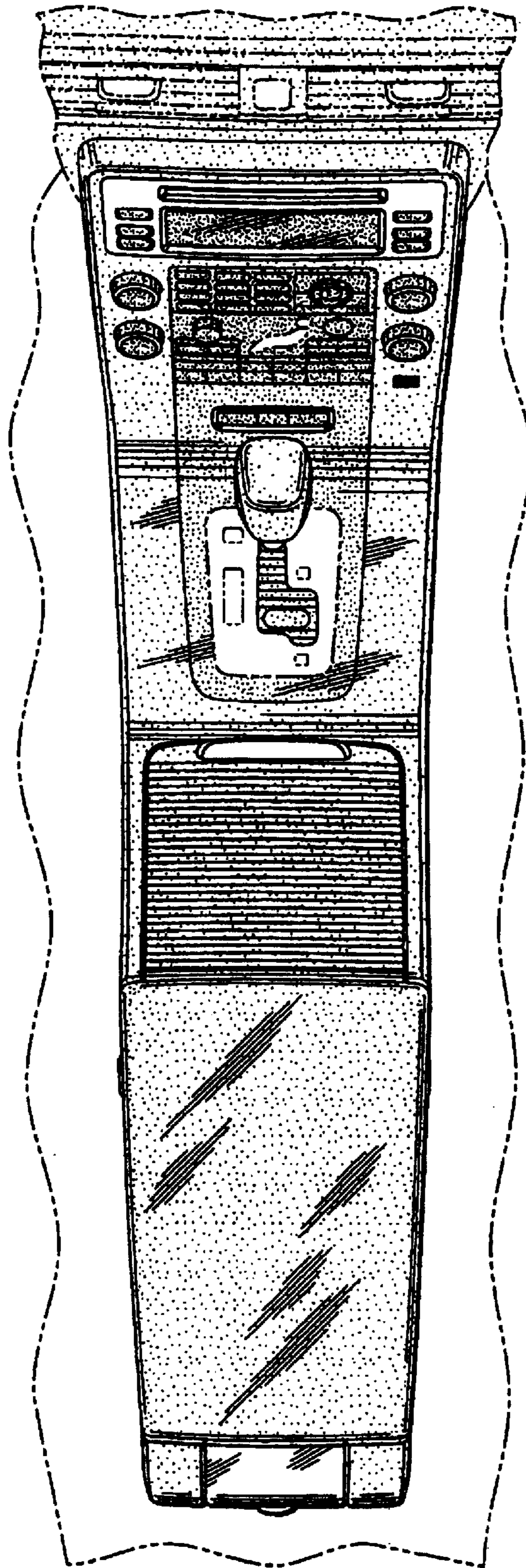


Fig. 3

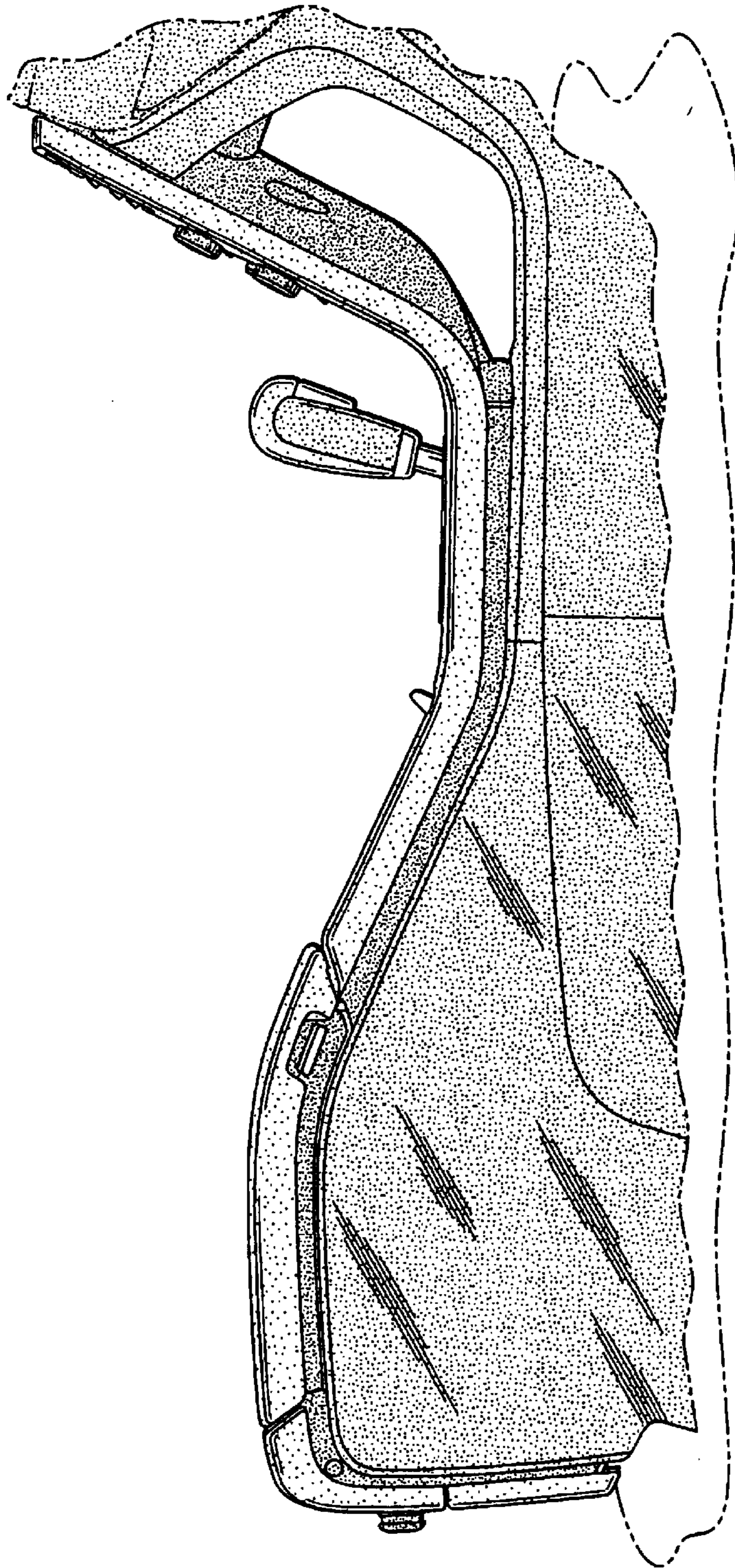


Fig. 4