



US00D538723S

(12) **United States Design Patent**
Yu et al.

(10) **Patent No.:** **US D538,723 S**
(45) **Date of Patent:** **** Mar. 20, 2007**

(54) **PORTION OF A VEHICLE INTERIOR**

D524,211 S * 7/2006 Tsuchiya D12/195

(75) Inventors: **Simon Yu**, Los Angeles, CA (US);
Frank Moburg, Orange, CA (US);
Masaya Kikuchi, Palos Verdes, CA (US)

* cited by examiner

Primary Examiner—Stacia Cadmus
(74) *Attorney, Agent, or Firm*—Plumsea Law Group, LLC;
Mark E. Duell, Esq.

(73) Assignee: **Honda Motor Co., Ltd.**, Tokyo (JP)

(57) **CLAIM**

(**) Term: **14 Years**

The ornamental design for a portion of a vehicle interior, as shown and described.

(21) Appl. No.: **29/251,625**

DESCRIPTION

(22) Filed: **Jan. 10, 2006**

FIG. 1 is a front elevational view of a portion of a vehicle interior showing our new design;

(51) **LOC (8) Cl.** **12-08**

FIG. 2 is a perspective view of one side thereof; and,

(52) **U.S. Cl.** **D12/195**

FIG. 3 is a perspective view of the opposite side thereof.

(58) **Field of Classification Search** D12/195,
D12/401, 400; D6/356; 297/232–233, 94–95,
297/65.01, 487–488; 180/89.1, 89.11; 296/183.1,
296/24.3, 185.1, 37.1, 24.33, 37.6, 37.16,
296/190.01, 193.08

The even broken line showings of the front seats, dashboard, doors, windshield, and front bulkhead in FIG. 1; the rectangular areas in FIGS. 2–3; the geometric elements on the wheel wells in FIGS. 1–3; and the handle elements in the floor in FIGS. 1–3 are for illustrative purposes only and form no part of the claimed design. FIGS. 2–3 depict only a portion of the floor area by necessity. The heavy, uneven broken line in FIGS. 2–3 forms no part of the claimed design, but rather is intended to illustrate that the claim continues beyond that line as seen in FIG. 1. The heavy, broken, jagged line in all of the figures is intended to denote a boundary of the claimed design and forms no part of the claimed design.

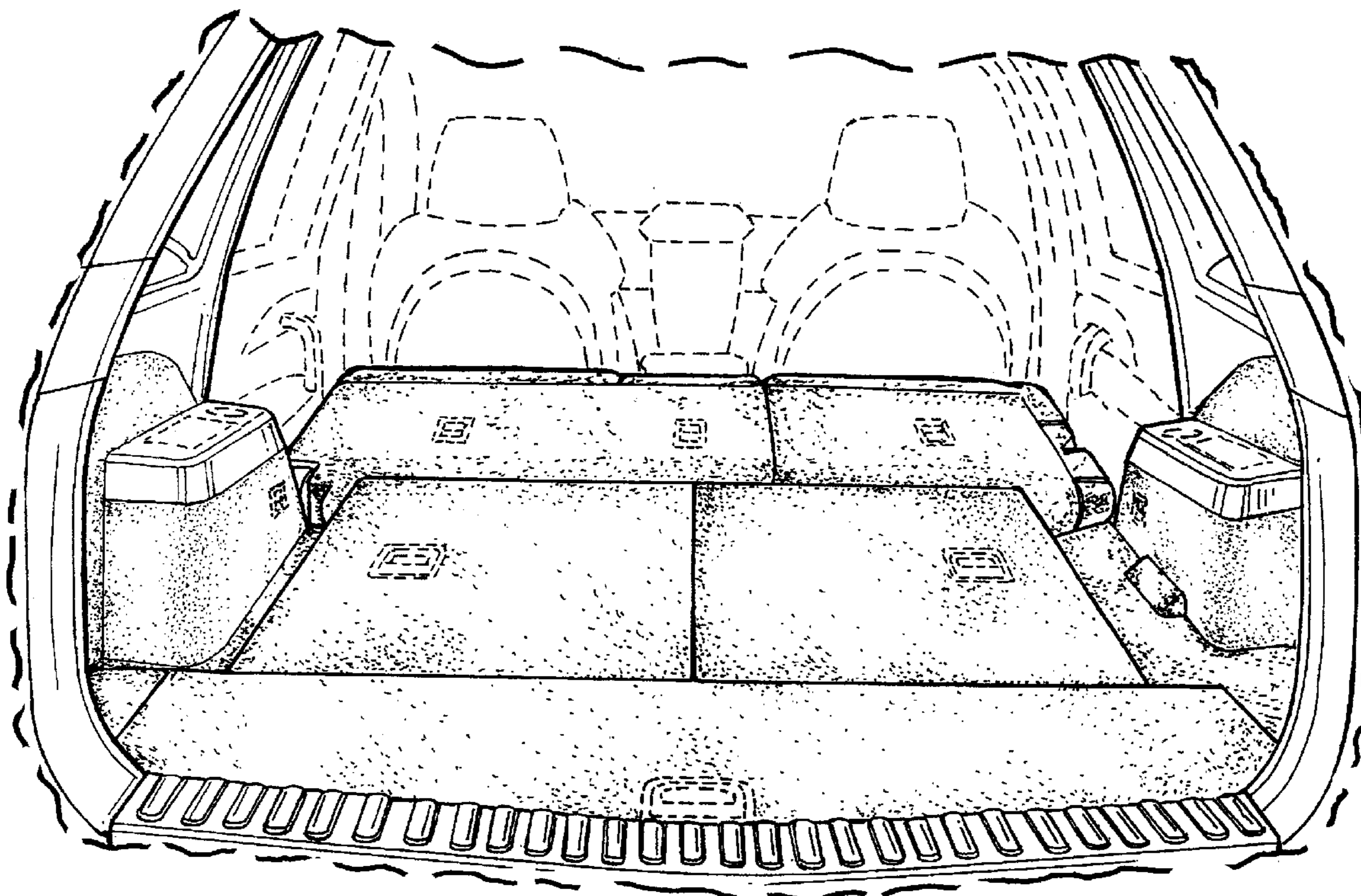
See application file for complete search history.

(56) **References Cited**

U.S. PATENT DOCUMENTS

D361,972 S * 9/1995 Ney et al. D12/195
D428,375 S * 7/2000 Bender et al. D12/195
D434,710 S * 12/2000 Tsay D12/195
D513,215 S * 12/2005 Hall et al. D12/195

1 Claim, 3 Drawing Sheets



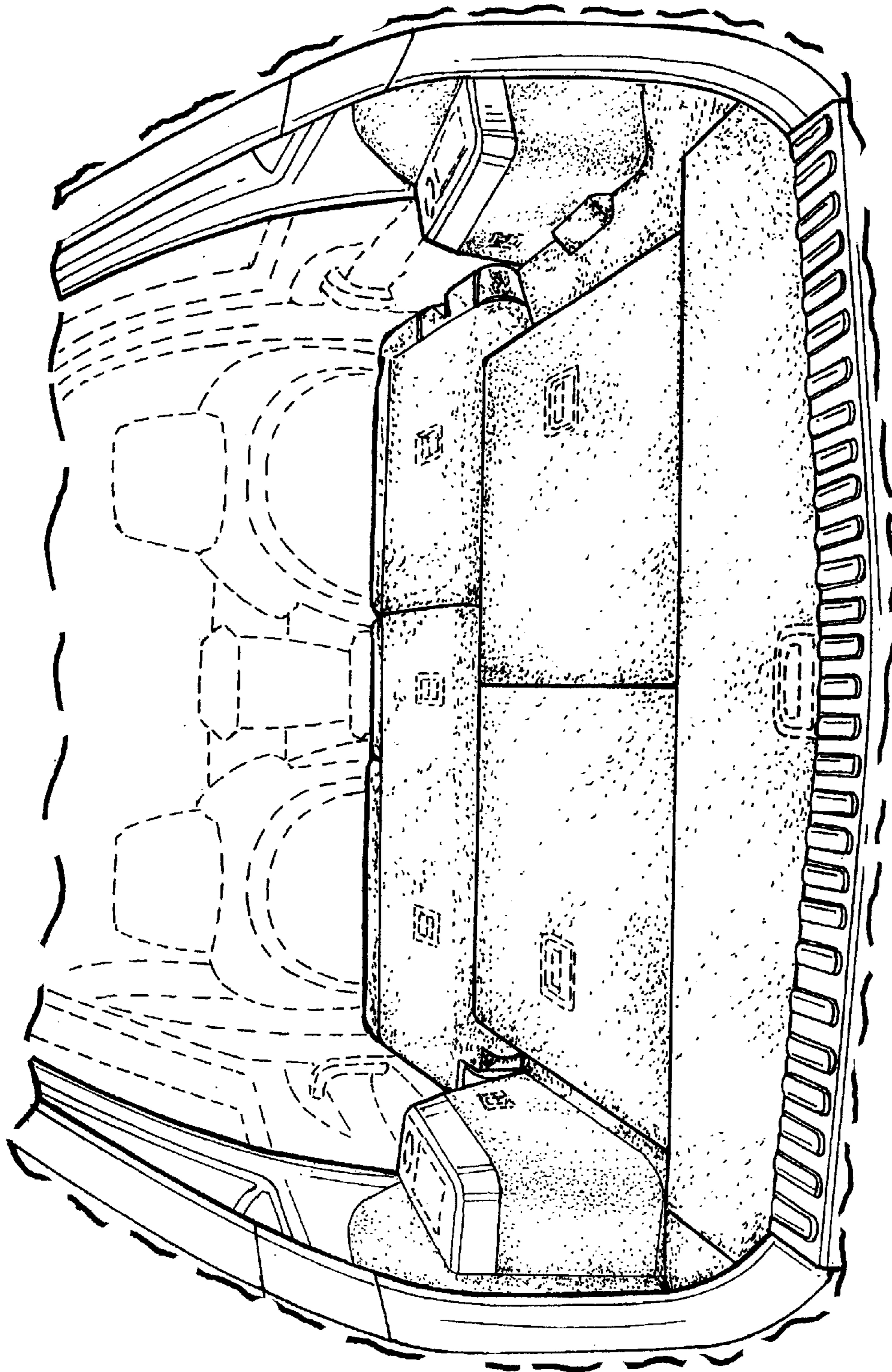


FIG. 1

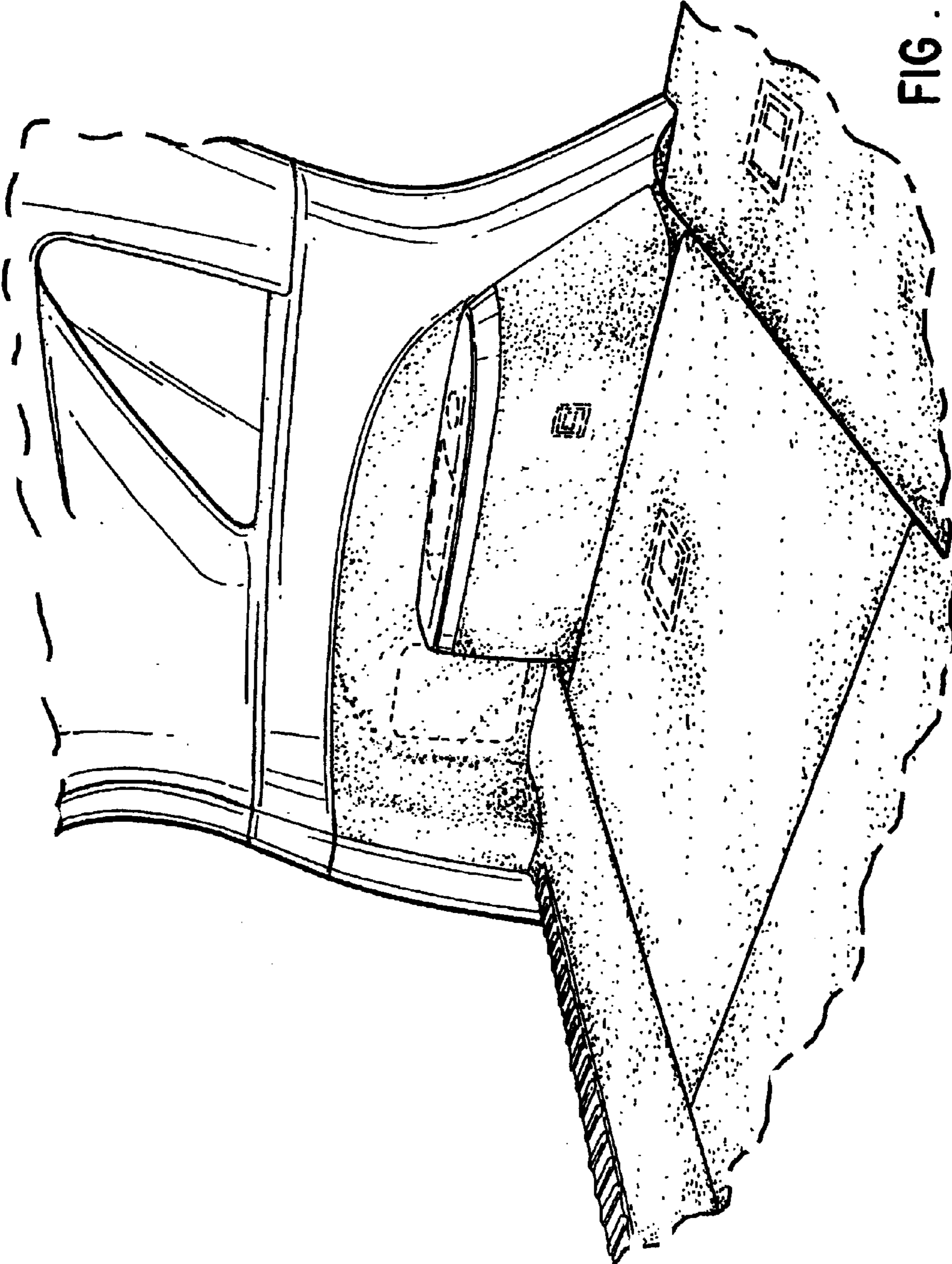


FIG. 2

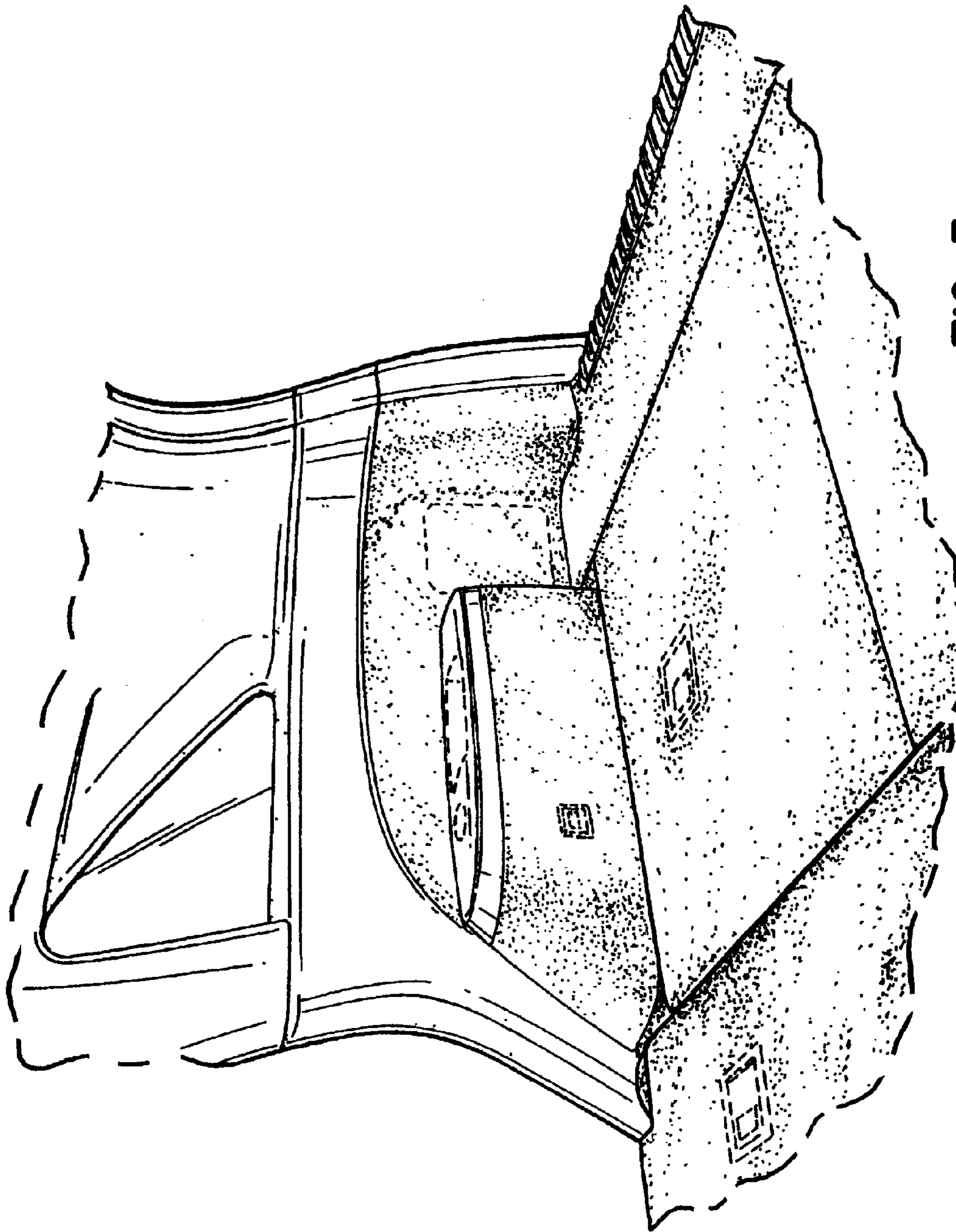


FIG. 3