



US00D538712S

(12) **United States Design Patent**
Sycha

(10) **Patent No.:** **US D538,712 S**

(45) **Date of Patent:** **** Mar. 20, 2007**

(54) **SURFACE CONFIGURATION OF A
VEHICLE, TOY, AND/OR OTHER REPLICAS**

D523,778 S * 6/2006 Saridakis et al. D12/92

OTHER PUBLICATIONS

(75) Inventor: **Thomas Peter Sycha**, Munich (DE)

Image from "Car and Driver" magazine, Issue No. 23, Dec. 10, 2002, p. 22, as cited during the examination proceedings of corresponding Japanese application.

(73) Assignee: **Bayerische Motoren Werke Aktiengesellschaft**, Munich (DE)

* cited by examiner

(**) Term: **14 Years**

Primary Examiner—Melody N. Brown

(21) Appl. No.: **29/253,242**

(74) *Attorney, Agent, or Firm*—Crowell & Moring LLP

(22) Filed: **Feb. 3, 2006**

(57) **CLAIM**

(30) **Foreign Application Priority Data**

The ornamental design for a surface configuration of a vehicle, toy, and/or other replicas, as shown and described.

Aug. 4, 2005 (DE) 40504131

DESCRIPTION

(51) **LOC (8) Cl.** **12-08**

(52) **U.S. Cl.** **D12/92**

(58) **Field of Classification Search** D12/90-92,
D12/86; D21/424, 433; 296/181.1
See application file for complete search history.

This application is related to the following co-pending applications, of the inventor, filed on even date herewith: application Ser. No. 29/253,241, entitled "Surface Configuration of a Front Bumper for a Vehicle"; and application Ser. No. 29/253,243, entitled "Surface Configuration of a Rear Bumper for a Vehicle".

(56) **References Cited**

FIG. 1 is a left, front perspective view of a surface configuration of a vehicle, toy, and/or other replicas according to my novel design;

U.S. PATENT DOCUMENTS

- D458,561 S * 6/2002 van Hooydonk D12/92
- D468,238 S * 1/2003 Bhambra et al. D12/92
- D480,021 S 9/2003 Warming
- D483,298 S * 12/2003 van Hooydonk D12/92
- D488,101 S * 4/2004 Wakao et al. D12/92
- D496,306 S * 9/2004 Chapman D12/92
- D500,709 S * 1/2005 van Hooydonk D12/92
- D509,771 S * 9/2005 Elmitt D12/92
- D521,907 S * 5/2006 Elmitt D12/92

FIG. 2 is a left, rear perspective view thereof;

FIG. 3 is a left side view thereof;


FIG. 4 is a right side view thereof;

FIG. 5 is a front view thereof;

FIG. 6 is a rear view thereof; and,

FIG. 7 is a top view thereof.

1 Claim, 6 Drawing Sheets



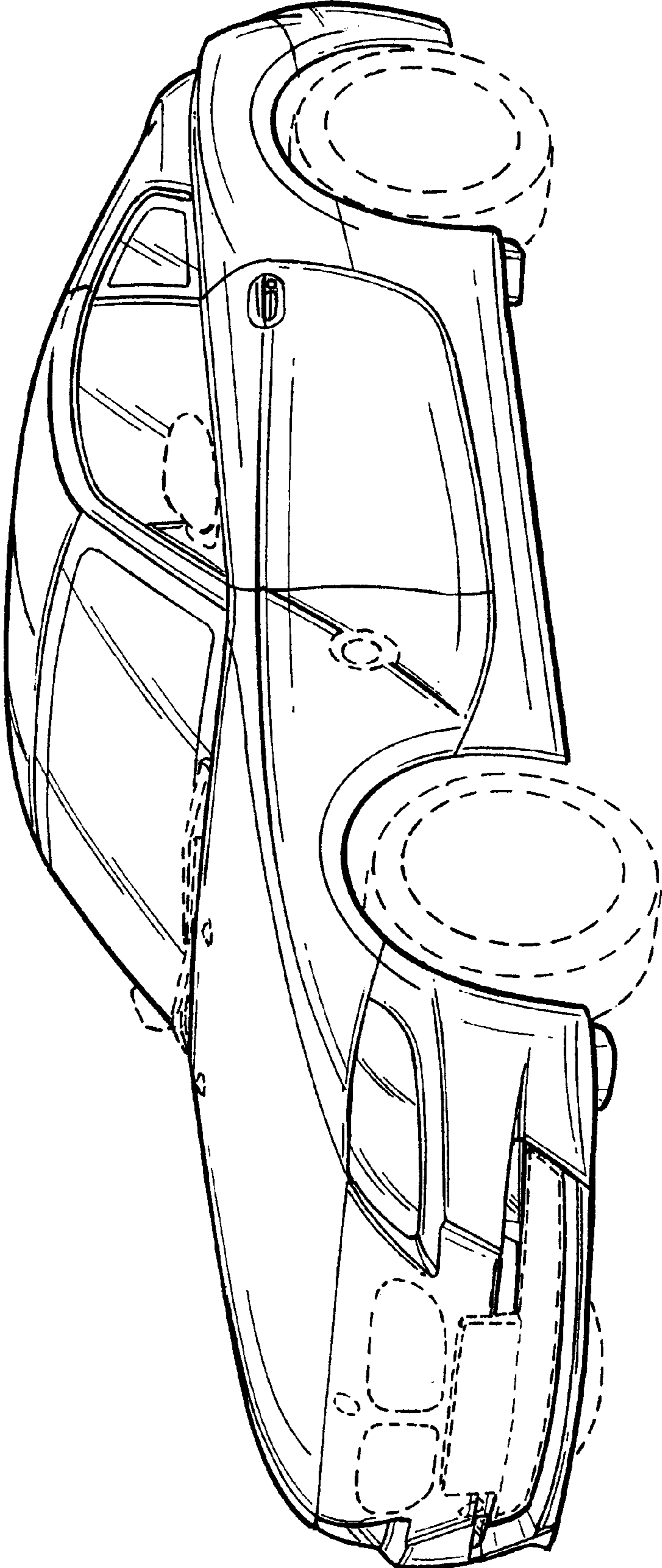


FIG. 1

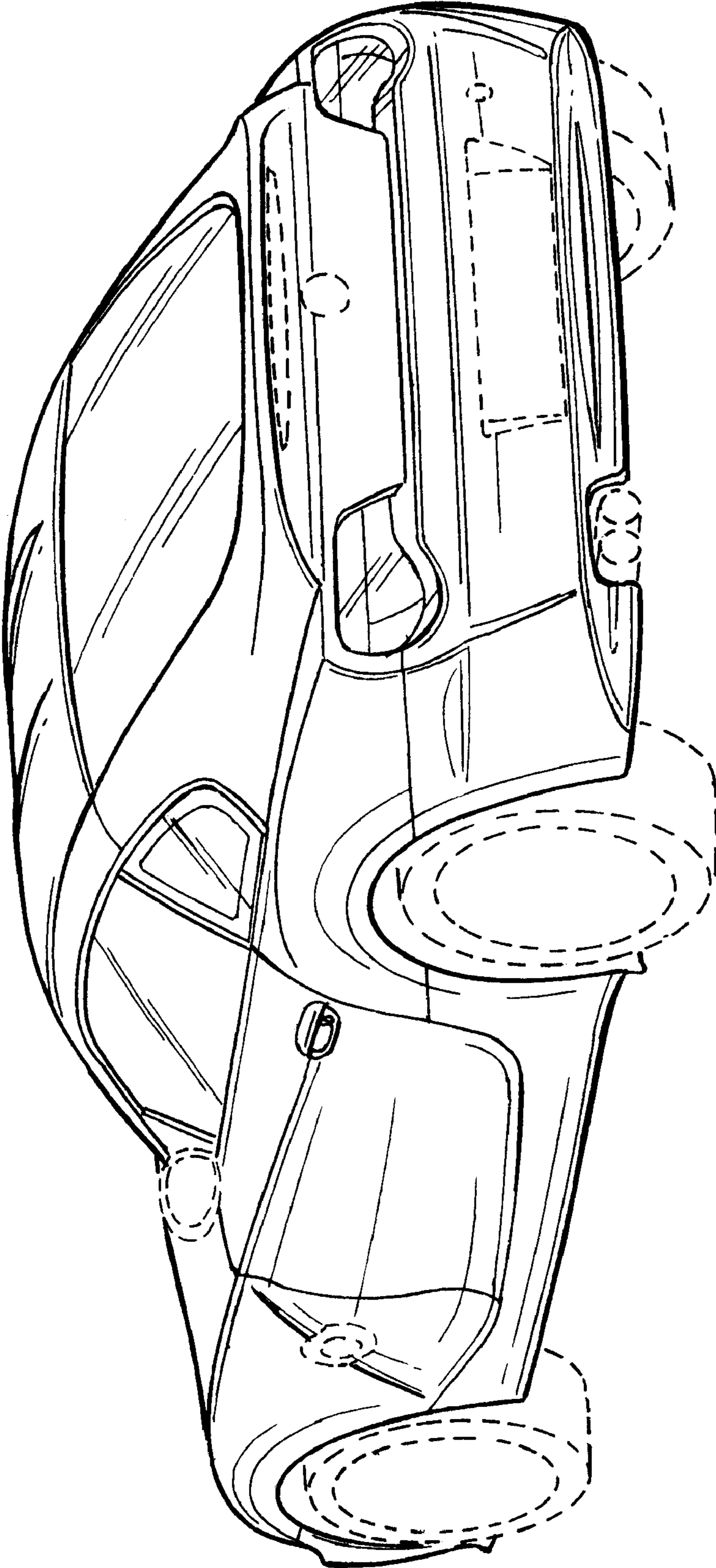


FIG. 2

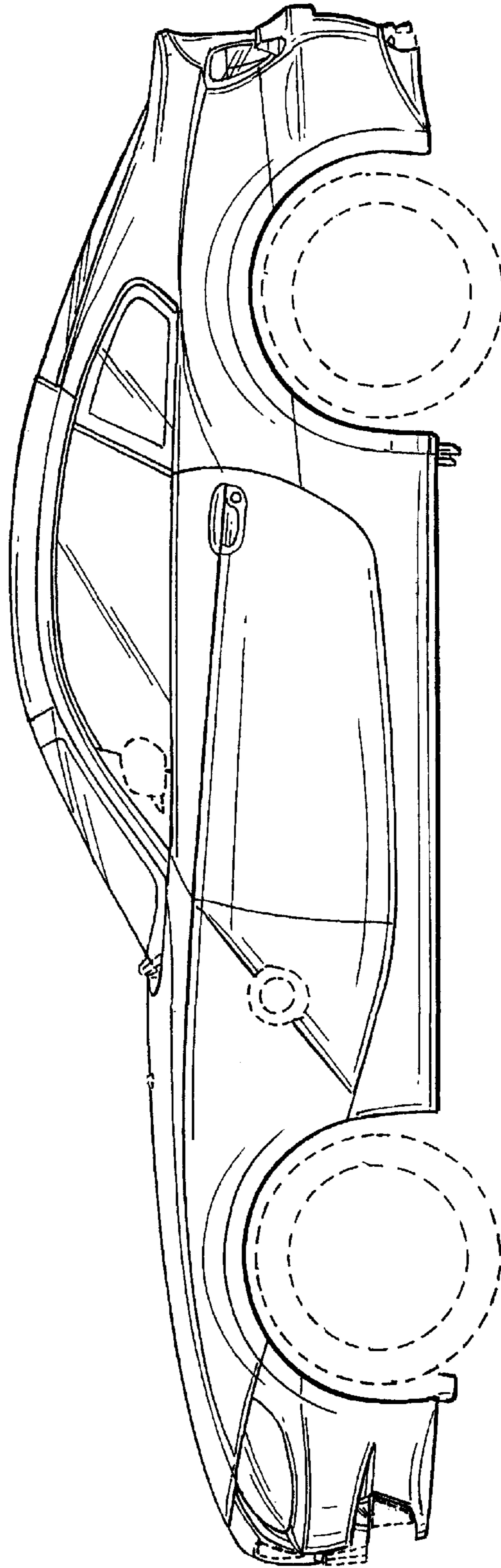


FIG. 3

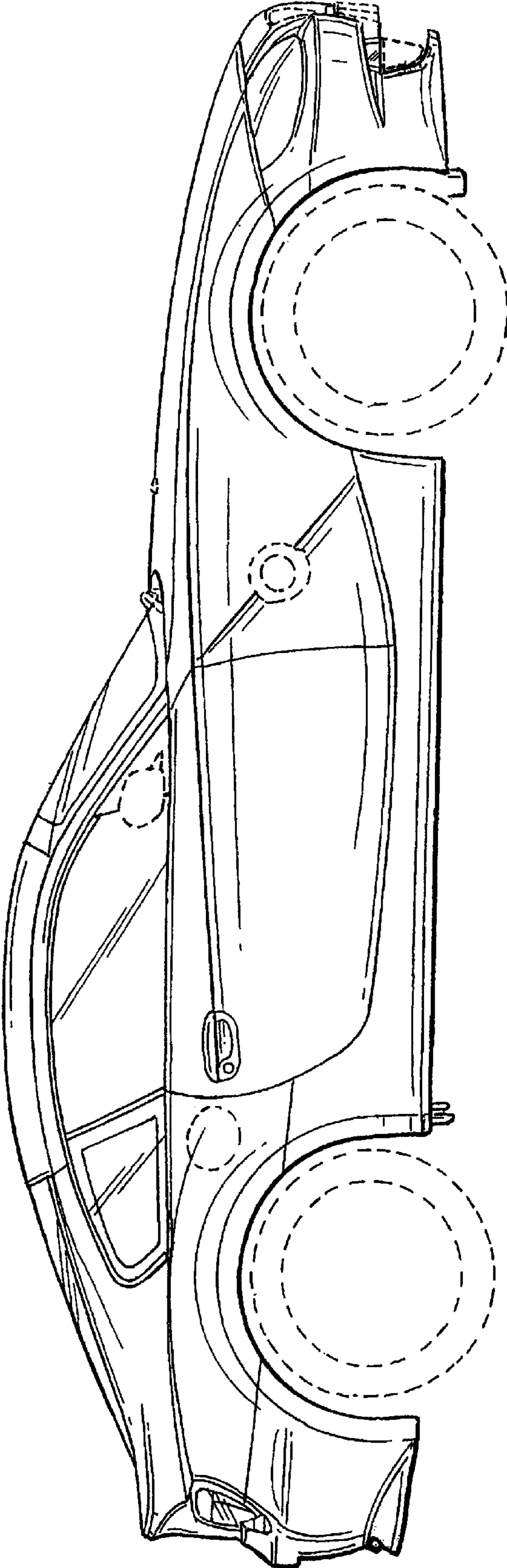


FIG. 4




FIG. 5




FIG. 6

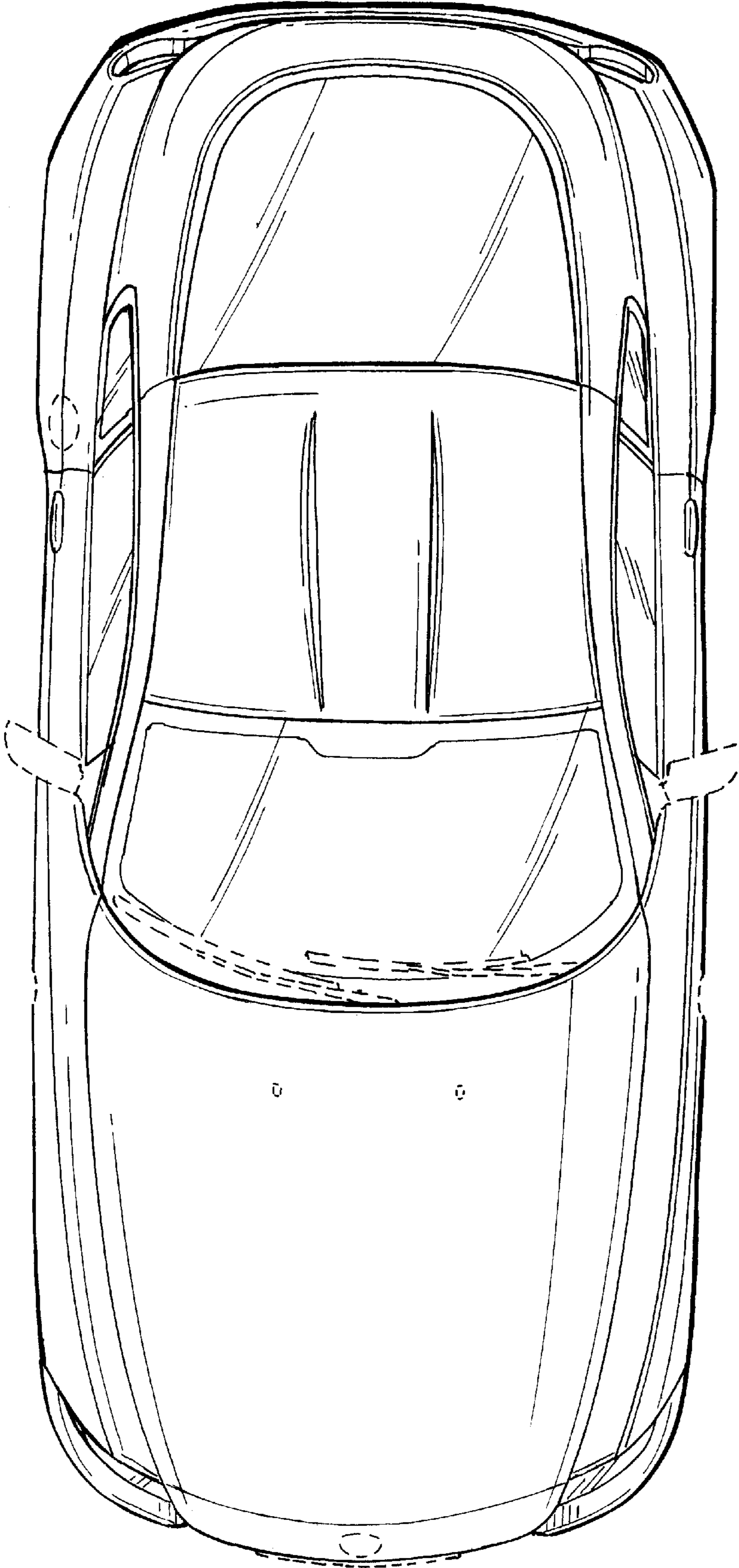


FIG. 7