



US00D538708S

(12) **United States Design Patent**
Sellers et al.

(10) **Patent No.:** **US D538,708 S**

(45) **Date of Patent:** **** Mar. 20, 2007**

(54) **POT COVER**

(76) Inventors: **Kathleen R. Sellers**, 3594 S. Ocean Blvd., #301, Highland Beach, FL (US) 33487; **Karina Schaffer**, 2020 NW Miami Ct., Suite 101, Miami, FL (US) 33127

(**) **Term:** **14 Years**

(21) **Appl. No.:** **29/252,519**

(22) **Filed:** **Jan. 24, 2006**

(51) **LOC (8) Cl.** **11-02**

(52) **U.S. Cl.** **D11/164**

(58) **Field of Classification Search** D11/143–156, D11/164; D3/304–316, 318, 321, 322; D6/403, D6/524–535; D7/509, 523, 530–532, 561, D7/562, 566, 568, 584, 585, 588, 601–603, D7/608, 615, 624.2, 630, 635, 640, 354, 677, D7/387, 396.1, 396.2, 396.6, 400; D9/500, D9/424, 429, 444, 702, 711, 712; D19/75, D19/77, 85; D32/53, 53.1; D34/1, 2, 39; 47/29.7, 30, 65.5–65.9, 66.1–66.7, 67–87, 47/39; 220/571, 571.1, 573.4, 23.87, 23.91, 220/62.14, 662, 669–671, 375, 729, 732, 220/737–739, 903, 904, 908, 908.1, 910, 220/911; 229/4.5, 5.5, 5.6, 5.8, 87.03, 90, 229/400, 406, 922

See application file for complete search history.

(56) **References Cited**

U.S. PATENT DOCUMENTS

D107,332 S * 12/1937 Conner D24/120

D194,074 S * 11/1962 Schladermundt et al. D7/608
D286,000 S * 10/1986 Bussell D7/531
5,226,585 A * 7/1993 Varano 229/400
5,713,512 A * 2/1998 Barrett 229/403
D414,587 S * 9/1999 Douglas D34/1
D431,703 S * 10/2000 Licari D34/1
D462,296 S * 9/2002 Bates et al. D11/146
D493,668 S * 8/2004 Hsu D7/531
D515,970 S * 2/2006 Hensen D11/153
D528,039 S * 9/2006 Sellers D11/164

* cited by examiner

Primary Examiner—Catherine Tuttle

(74) *Attorney, Agent, or Firm*—Malin, Haley & DiMaggio, P.A.

(57) **CLAIM**

The ornamental design for a pot cover, as shown and described.

DESCRIPTION

FIG. 1 is a perspective view of the pot cover as viewed from above, showing the interior of the new design;

FIG. 2 is a front elevational view thereof, wherein the back elevational view is a mirror image thereof;

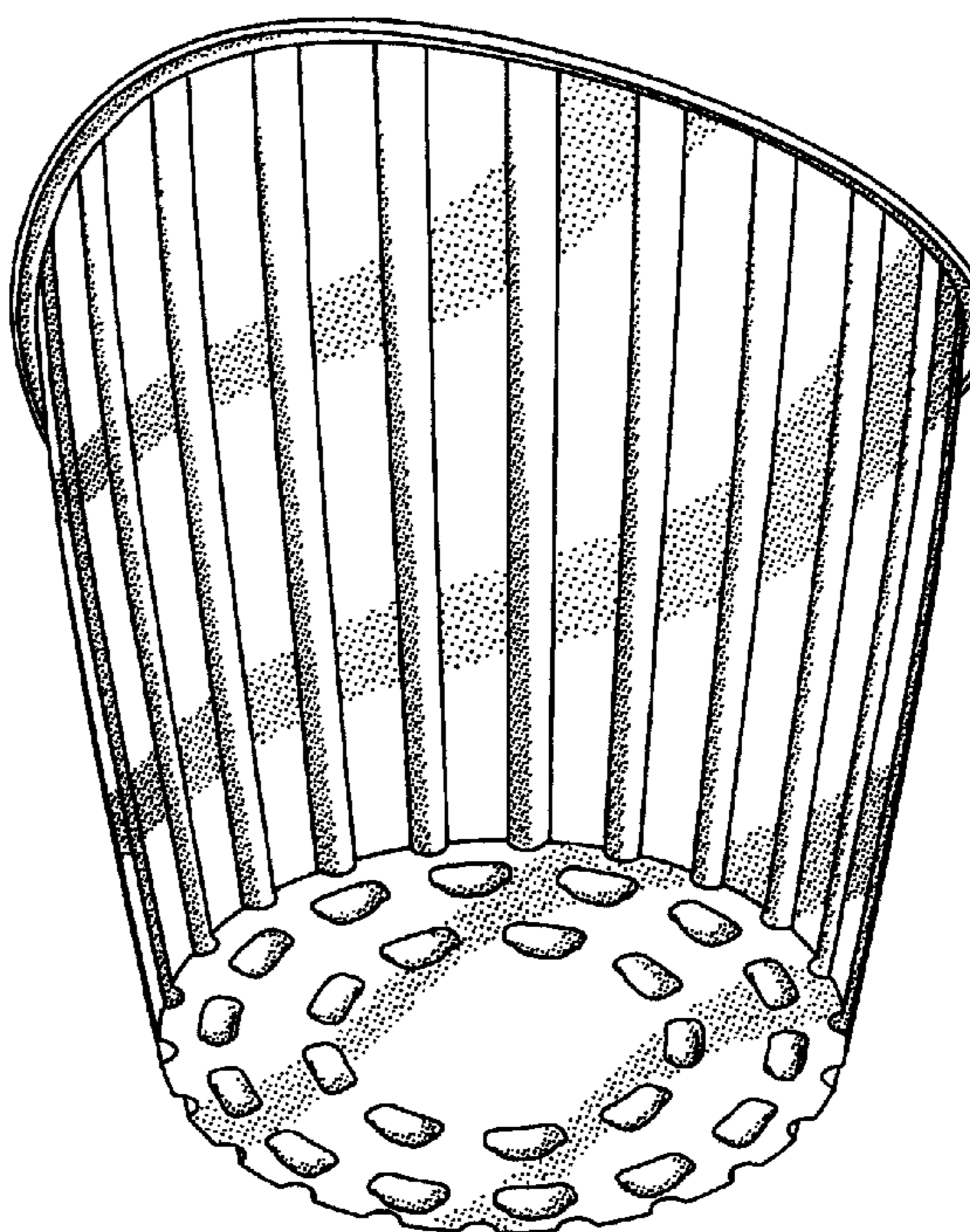

FIG. 3 is a left side elevational view thereof, wherein the right side elevational view is a mirror image thereof;

FIG. 4 shows a top plan view thereof;

FIG. 5 shows a bottom plan view thereof; and,

FIG. 6 is a perspective view of the pot cover as viewed from underneath, showing the bottom thereof.

1 Claim, 6 Drawing Sheets






FIG. 1

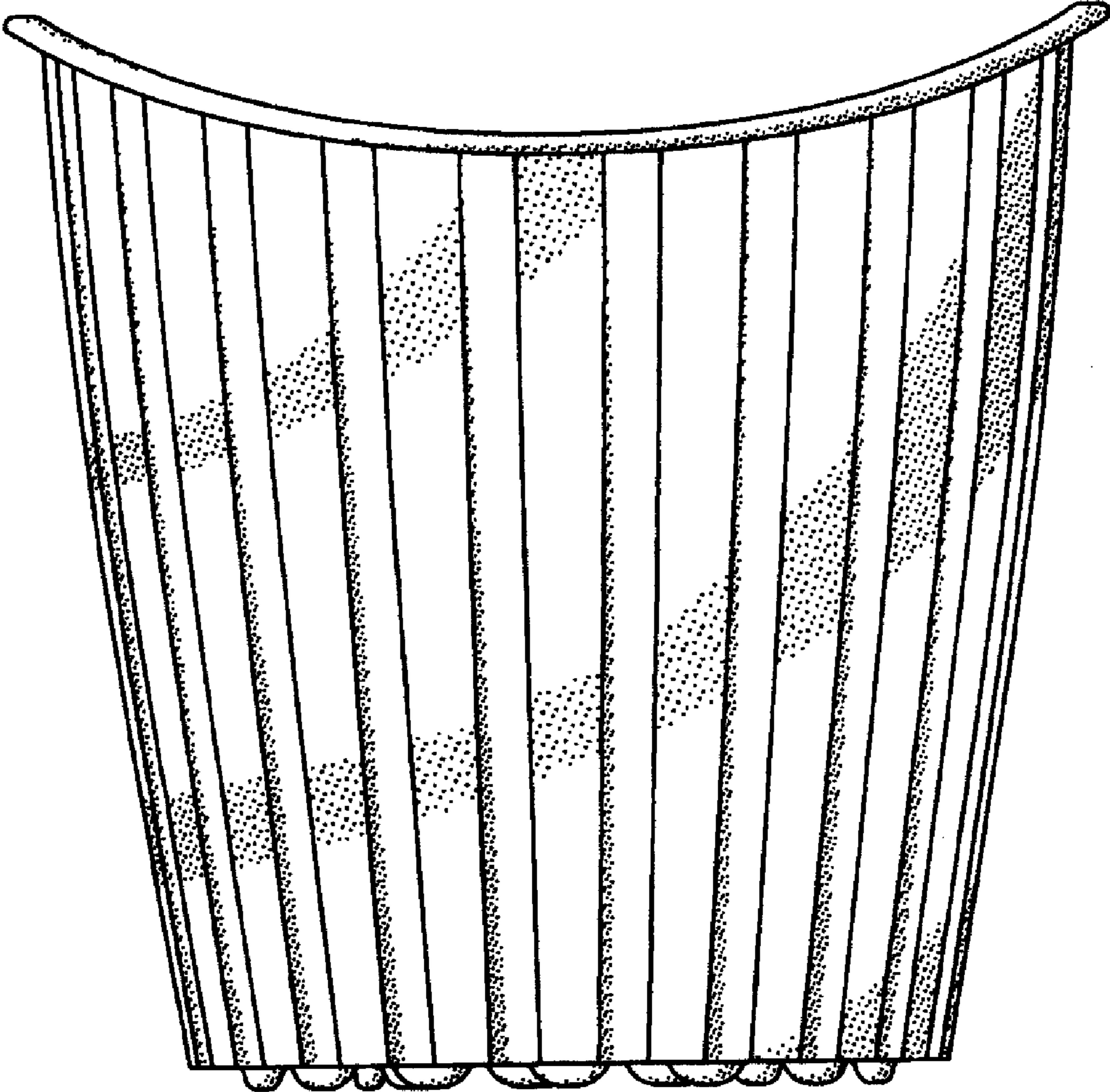


FIG. 2

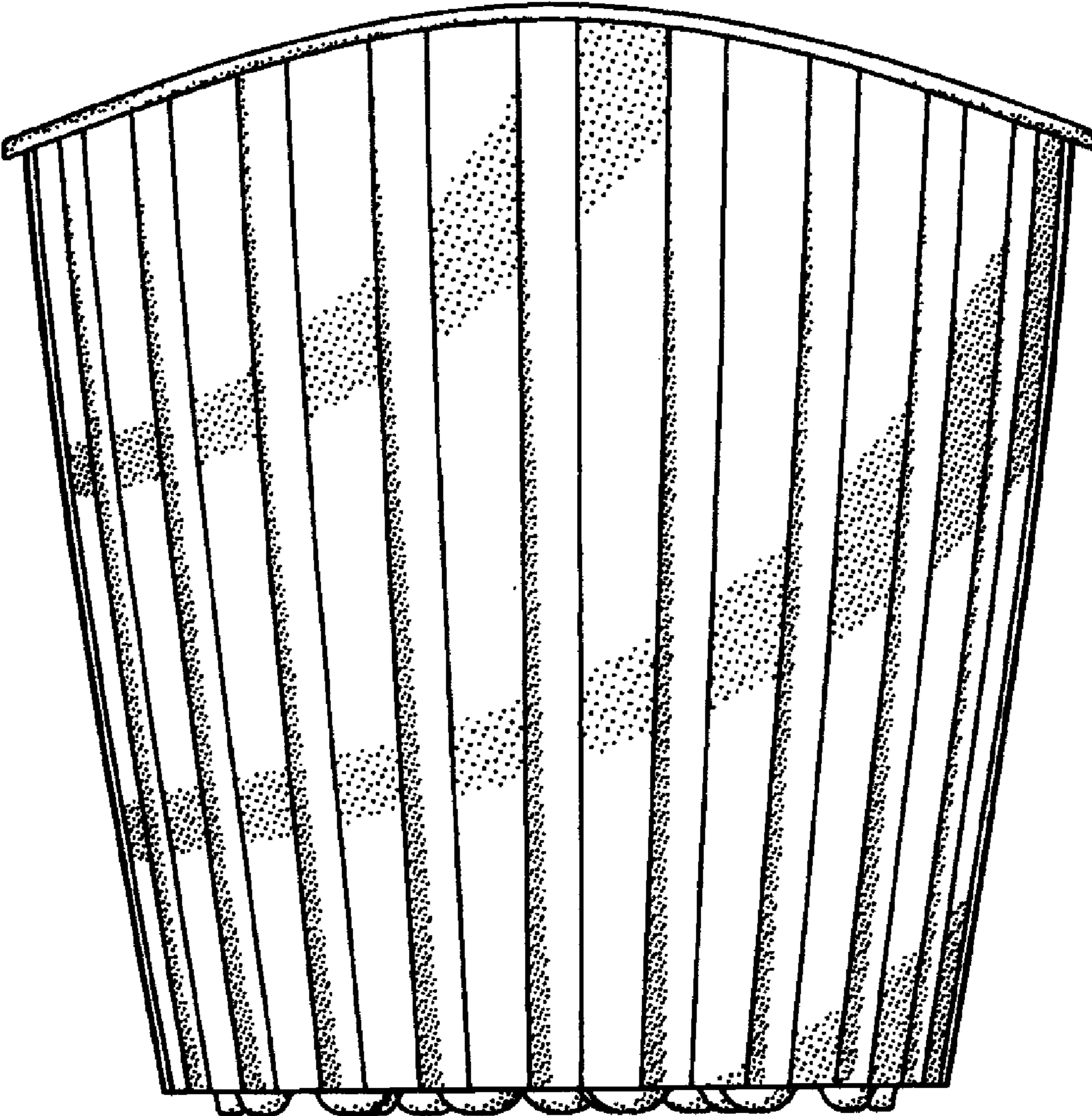


FIG. 3

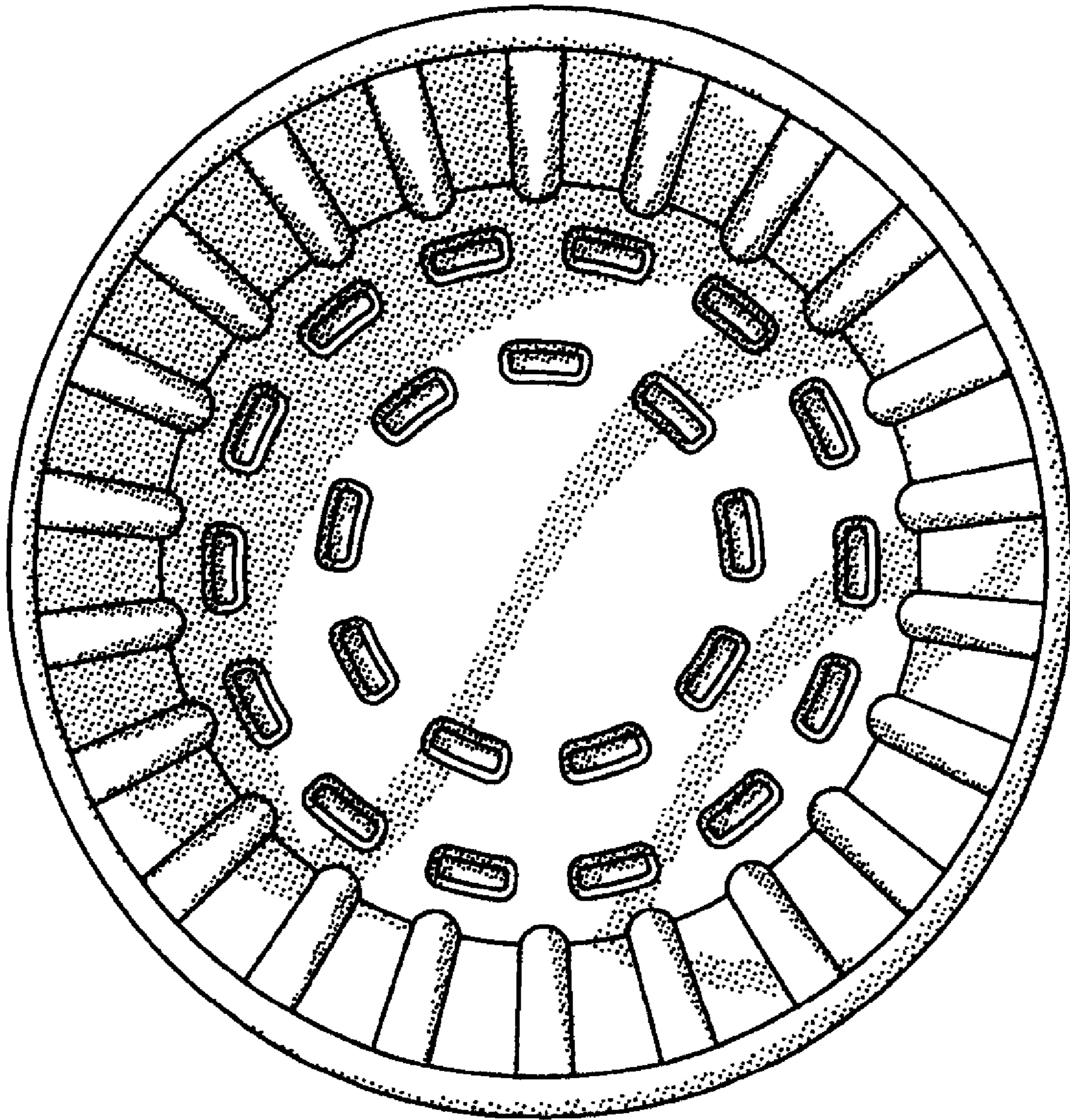


FIG. 4

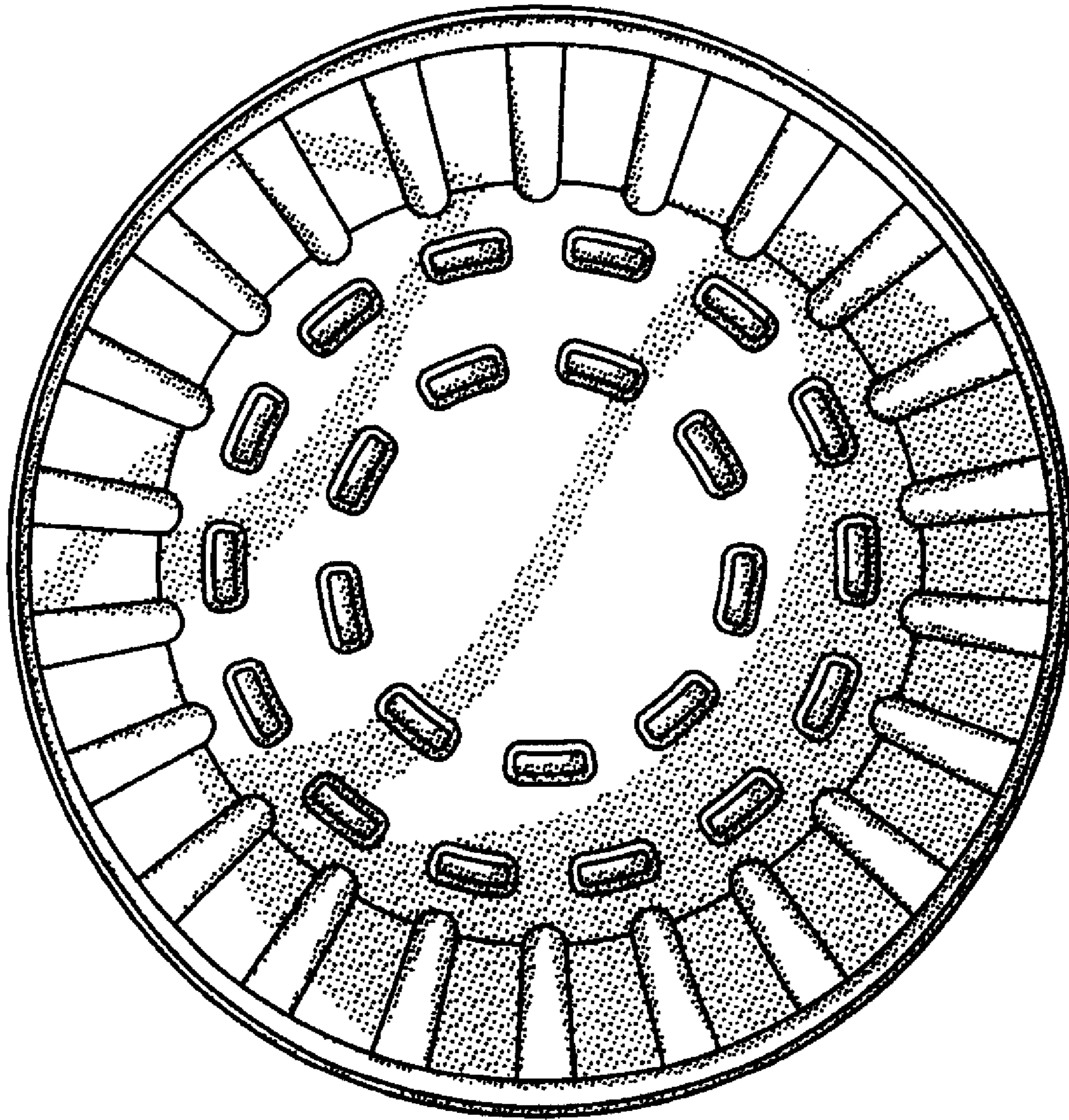


FIG. 5

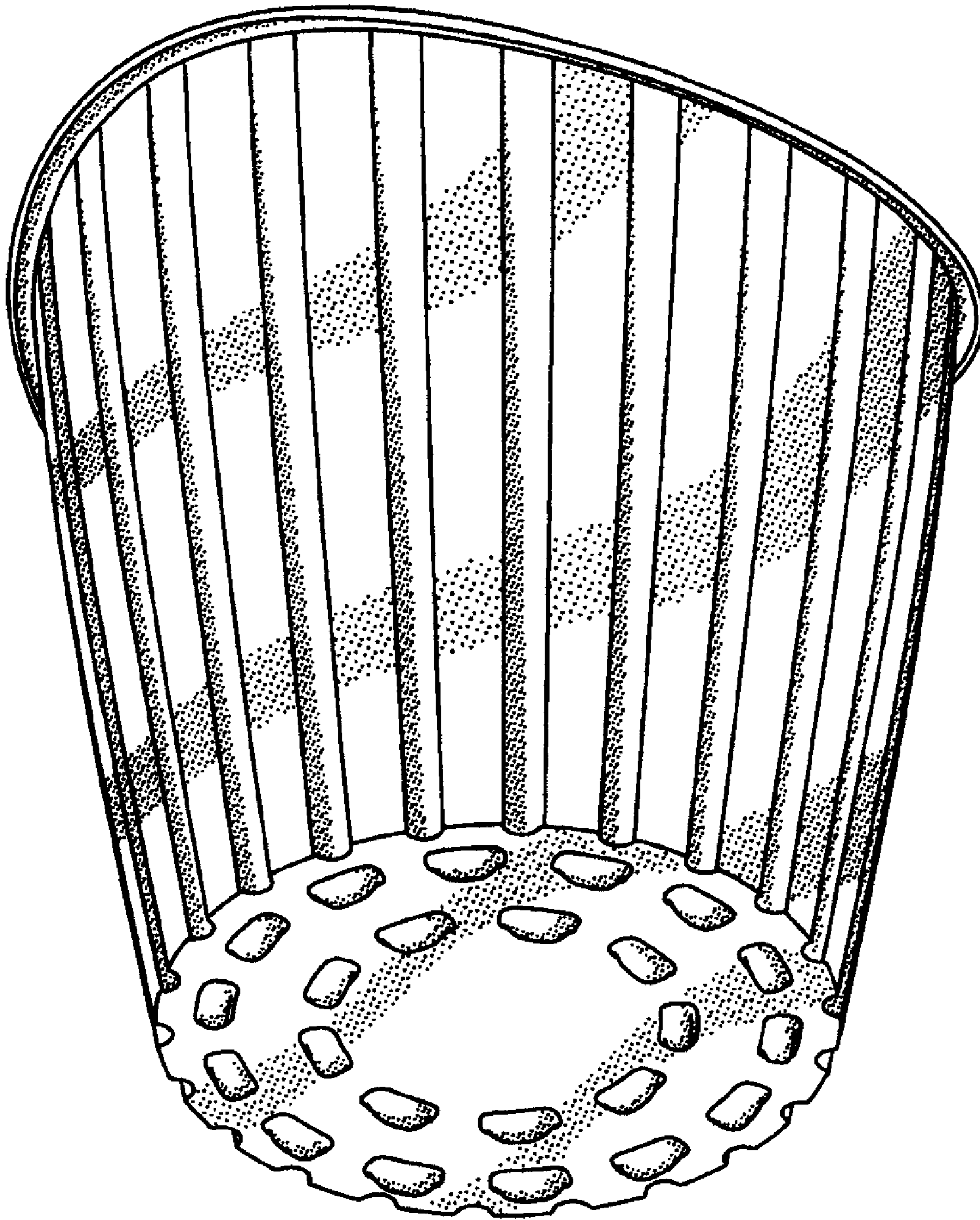


FIG. 6