



US00D538701S

(12) **United States Design Patent**
Williams

(10) **Patent No.:** **US D538,701 S**

(45) **Date of Patent:** **** Mar. 20, 2007**

(54) **EARRING**

(75) Inventor: **Roger Williams**, Harrisville, NH (US)

(73) Assignee: **Findings Incorporated**, Keene, NH (US)

(**) Term: **14 Years**

(21) Appl. No.: **29/244,888**

(22) Filed: **Dec. 15, 2005**

(51) **LOC (8) Cl.** **11-01**

(52) **U.S. Cl.** **D11/40**

(58) **Field of Classification Search** D11/7,
D11/40, 43, 45, 47, 75, 79; 63/1, 12, 13,
63/20

See application file for complete search history.

(56) **References Cited**

U.S. PATENT DOCUMENTS

2,502,386	A	*	3/1950	Mailand	63/14.2
3,605,438	A	*	9/1971	Chalson	63/20
3,659,491	A		5/1972	Duffy et al.		
4,139,993	A		2/1979	Tucker		
D255,885	S	*	7/1980	Andrews	D11/43
4,218,894	A		8/1980	Tropea		
4,259,850	A		4/1981	Lalieu		
D261,246	S	*	10/1981	Epstein	D11/75
D261,247	S	*	10/1981	Epstein	D11/75
D264,060	S		4/1982	Epstein		
D265,894	S		8/1982	Barr		
D271,952	S		12/1983	Altman		
D303,640	S		9/1989	Pizarro		
5,074,128	A		12/1991	Kowalski		
D374,637	S		10/1996	Esser		
5,577,396	A		11/1996	Cannon		
5,743,113	A		4/1998	Kogen		
D418,079	S		12/1999	Porcell		
D420,304	S		2/2000	Porcell		
6,508,081	B1		1/2003	Simpson		

D479,145 S * 9/2003 Newman D11/40
2005/0092020 A1 5/2005 David

OTHER PUBLICATIONS

The BME's Encyclopedia's Barbell. (N.D.). Retrieved Oct. 10, 2005, from <http://encyc.bmezine.com/?barbell>.

The BME's Encyclopedia's Curved Barbell. (N.D.). Retrieved Oct. 10, 2005, from http://encyc.bmezine.com/?curved_barbell.

The BME Encyclopedia's J-Bar. (N.D.). Retrieved Oct. 10, 2005, from <http://encyc.bmezine.com/?j-bar>.

Body Jewellery Shop's Bananabells. (N.D.). Retrieved Oct. 10, 2005, from http://www.bodyjewelleryshop.co.uk/body_jewellery_shop/productcategory.cfm?sc=bananabells_1mm_3201222.cfm.

(Continued)

Primary Examiner—Louis S. Zarfes

Assistant Examiner—Susan E. Krakower

(74) *Attorney, Agent, or Firm*—Wilmer Cutler Pickering Hale and Dorr LLP

(57) **CLAIM**

The ornamental design for an earring, as shown and described.

DESCRIPTION

FIG. 1 is a front perspective view of an earring showing my new design;

FIG. 2 is a right side view thereof;

FIG. 3 is a left side view thereof;

FIG. 4 is a front plan view thereof;

FIG. 5 is a rear plan view thereof;

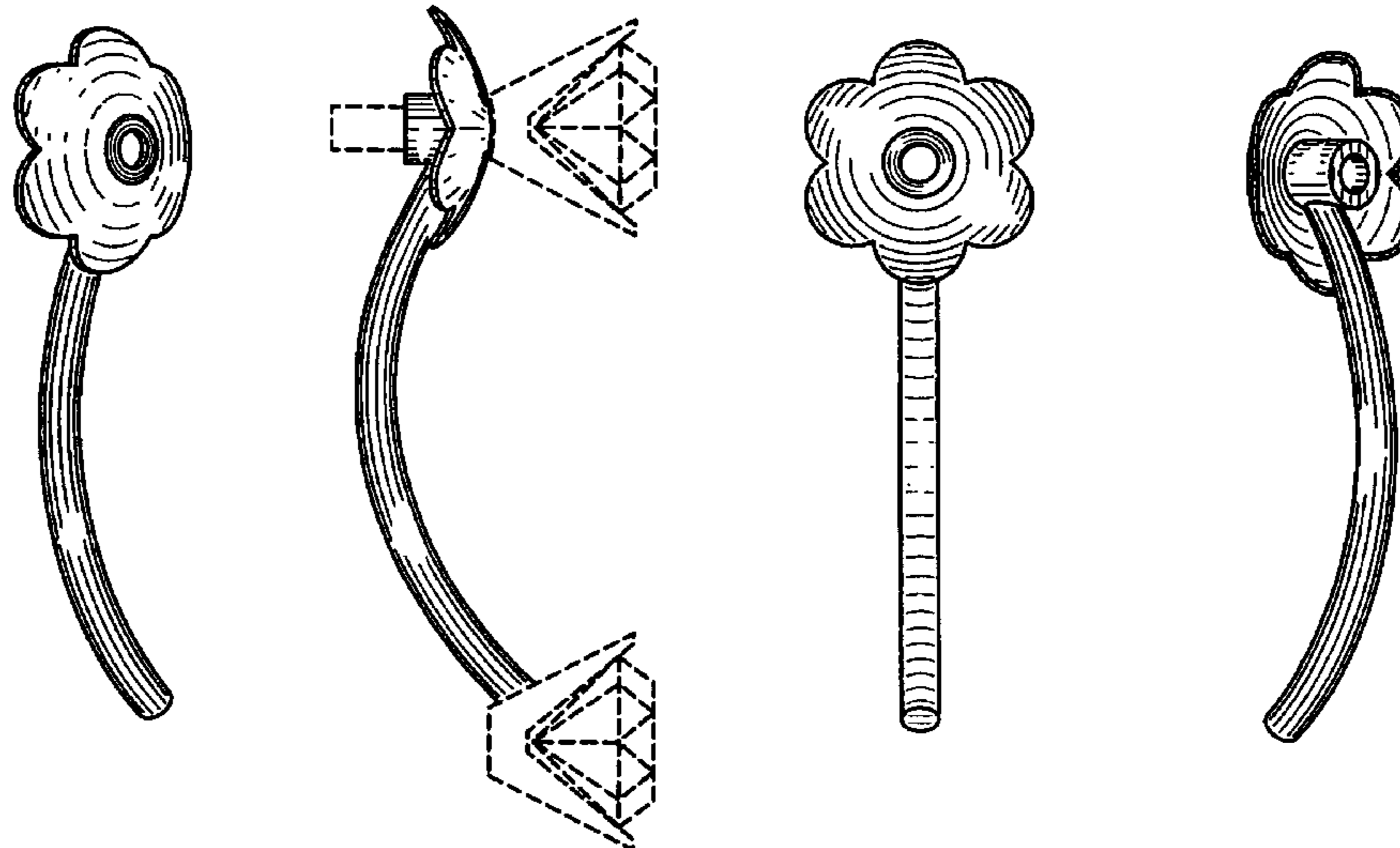
FIG. 6 is a rear perspective view thereof;

FIG. 7 is a top plan view thereof; and,

FIG. 8 is a bottom plan view thereof.

The broken lines in FIG. 2 and FIG. 3 are for purposes of illustration only and form no part of the claimed design.

1 Claim, 2 Drawing Sheets



OTHER PUBLICATIONS

Body Jewellery Shop's Flower Droppers. (N.D.). Retrieved Oct. 10, 2005, from http://www.bodyjewelleryshop.co.uk/body_jewellery_shop/productcategory.cfm?sc=flower__dropper_bananabells_242.cfm.

Earrings by Orogem. (N.D.). Retrieved Oct. 13, 2005, from http://www.orogem.com/fine_jewelry.asp?compview=all&collectionid=5&stonetypei.

Earrings by Orogem. (N.D.). Retrieved Jan. 13, 2006, from http://www.orogem.com/fine_jewelry.asp?compview=all&collectionid=5&stonetypei.

Painful Pleasures Body Jewelry's Bent Barbell. (N.D.). Retrieved Oct. 10, 2005, from <http://www.painfulpleasures.com/xcart/customer/home.php?cat=2&page=1>.

* cited by examiner




FIG. 1




FIG. 2

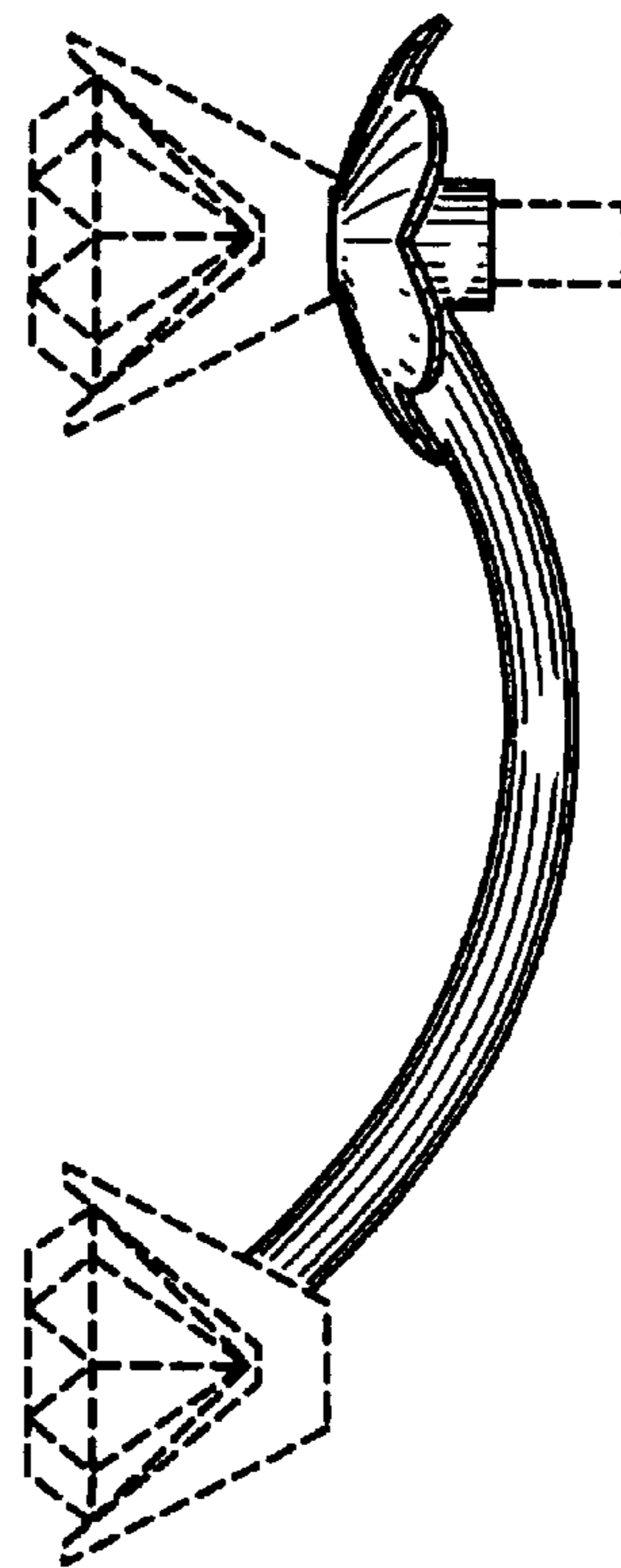


FIG. 3

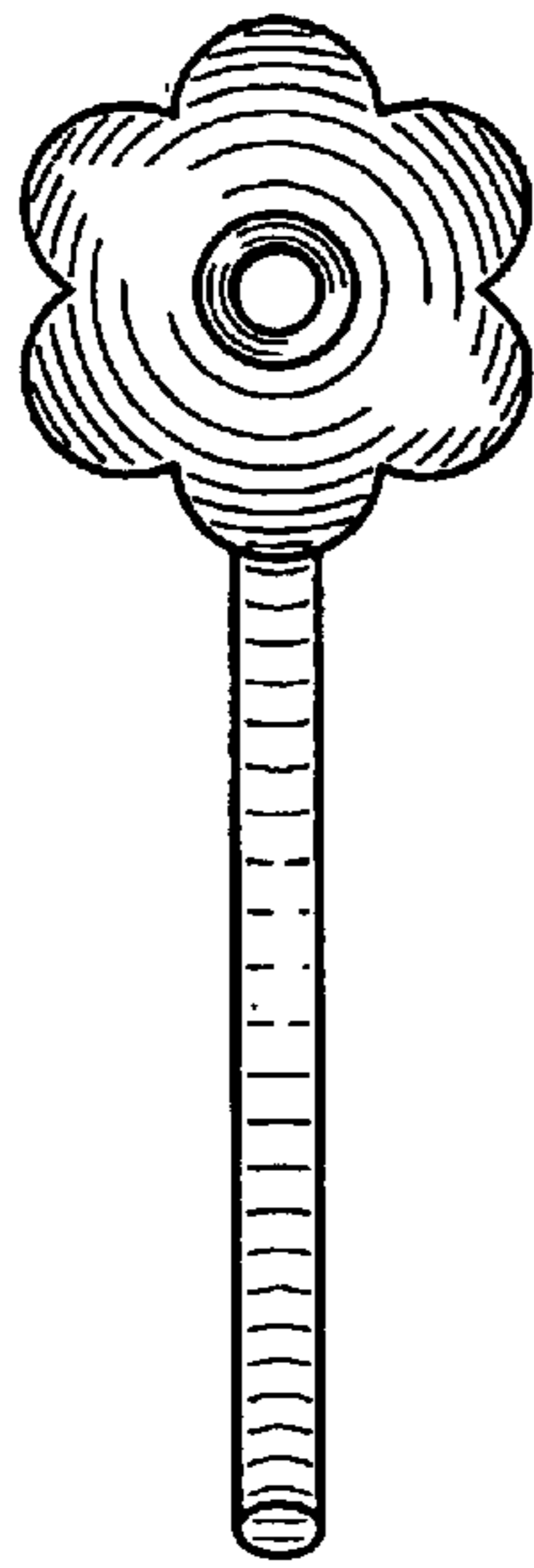


FIG. 4

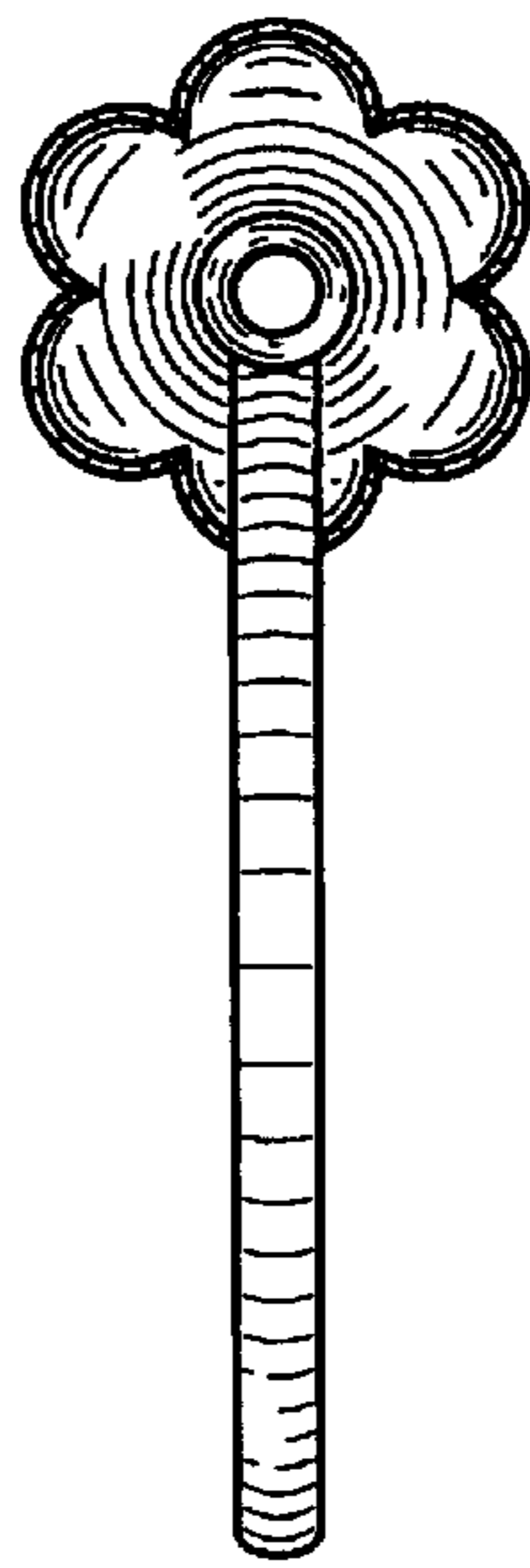


FIG. 5



FIG. 6

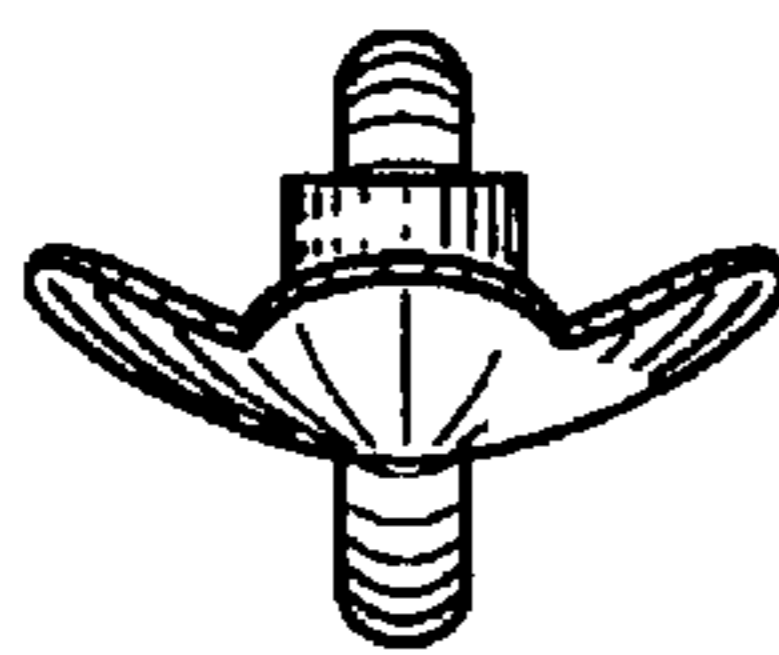


FIG. 7

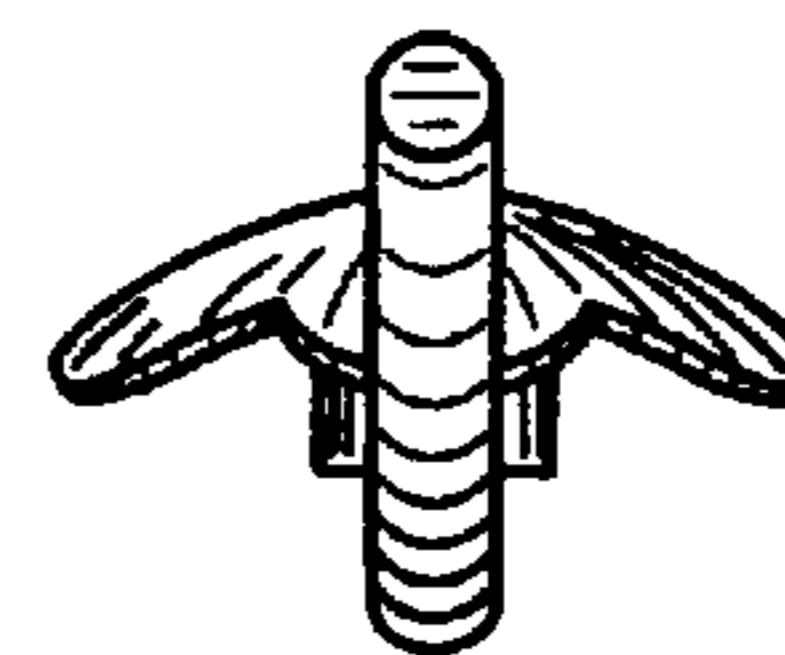


FIG. 8