



US00D538700S

(12) **United States Design Patent**
Stipek

(10) **Patent No.:** **US D538,700 S**

(45) **Date of Patent:** **** Mar. 20, 2007**

(54) **RING**

(76) **Inventor:** **James M. Stipek**, 700 Ward Pkwy.,
Apt. 407, Kansas City, MO (US) 64112

(**) **Term:** **14 Years**

(21) **Appl. No.:** **29/197,620**

(22) **Filed:** **Jan. 16, 2004**

(51) **LOC (8) Cl.** **11-01**

(52) **U.S. Cl.** **D11/36**

(58) **Field of Classification Search** D11/26-39,
D11/3-4, 89-92; 63/15, 15.1, 15.2-15.3,
63/15.4, 15.5-15.6, 15.65, 5.7-15.8, 15.9,
63/26, 27-28, 3, 14.1; 606/204

See application file for complete search history.

(56) **References Cited**

U.S. PATENT DOCUMENTS

D82,672 S	*	12/1930	Gross	D11/34
D137,409 S	*	3/1944	Granat	D11/34
D349,072 S	*	7/1994	Ambar	D11/34
D374,410 S	*	10/1996	Tanory, Jr.	D11/34
D431,793 S	*	10/2000	Ambar	D11/34
D446,470 S	*	8/2001	Itzkowitz	D11/26

D449,245 S	*	10/2001	Ambar	D11/36
D458,181 S	*	6/2002	Itzkowitz	D11/35
D466,432 S	*	12/2002	Itzkowitz	D11/35

OTHER PUBLICATIONS

Photographs of Rings #1-67, 14 pages.*
Bauguetteworld.com/newlook Web Page, The Baguillion
Cut Diamond, Baguette World, Printed Dec. 10, 2002, USA.

* cited by examiner

Primary Examiner—Cathy Anne MacCormac

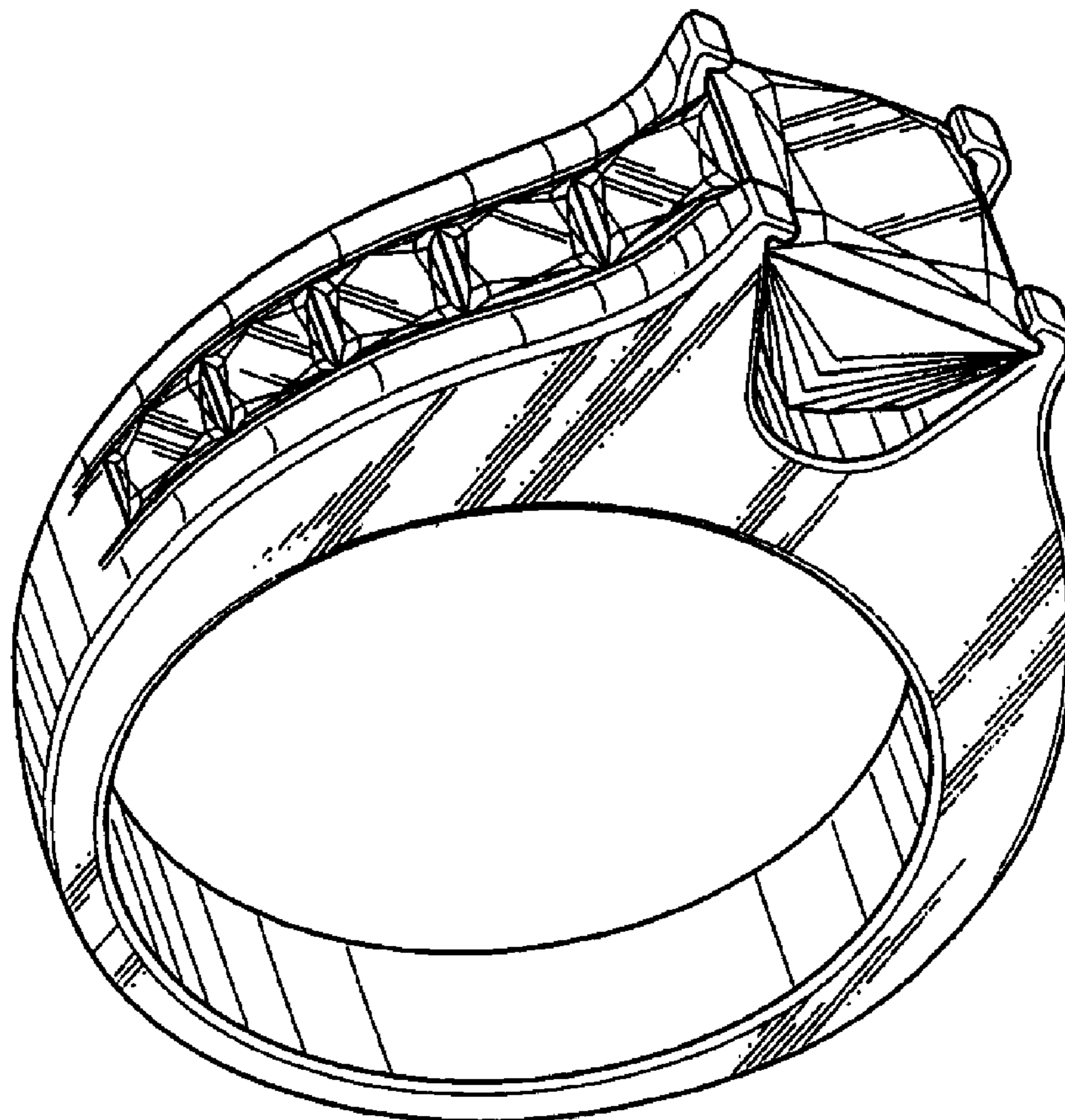
(57) **CLAIM**

The ornamental design for a ring, as shown and described.

DESCRIPTION

FIG. 1 is a perspective view of one embodiment of a ring,
showing the new design;
FIG. 2 is a top view thereof;
FIG. 3 is a right side view thereof, the left side view being
identical;
FIG. 4 is a front view thereof; and,
FIG. 5 is a bottom view thereof.

1 Claim, 3 Drawing Sheets



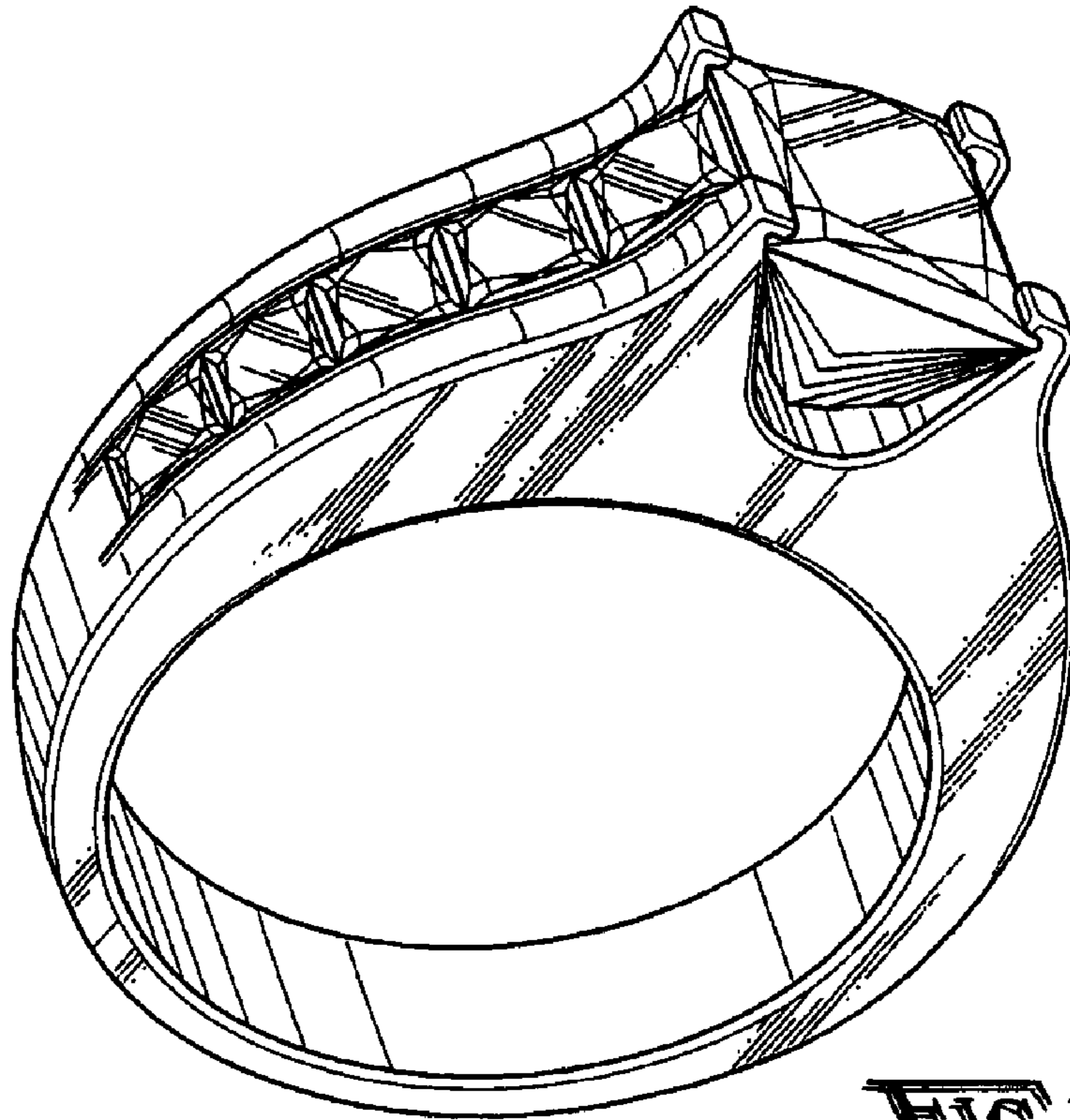


FIG. 1

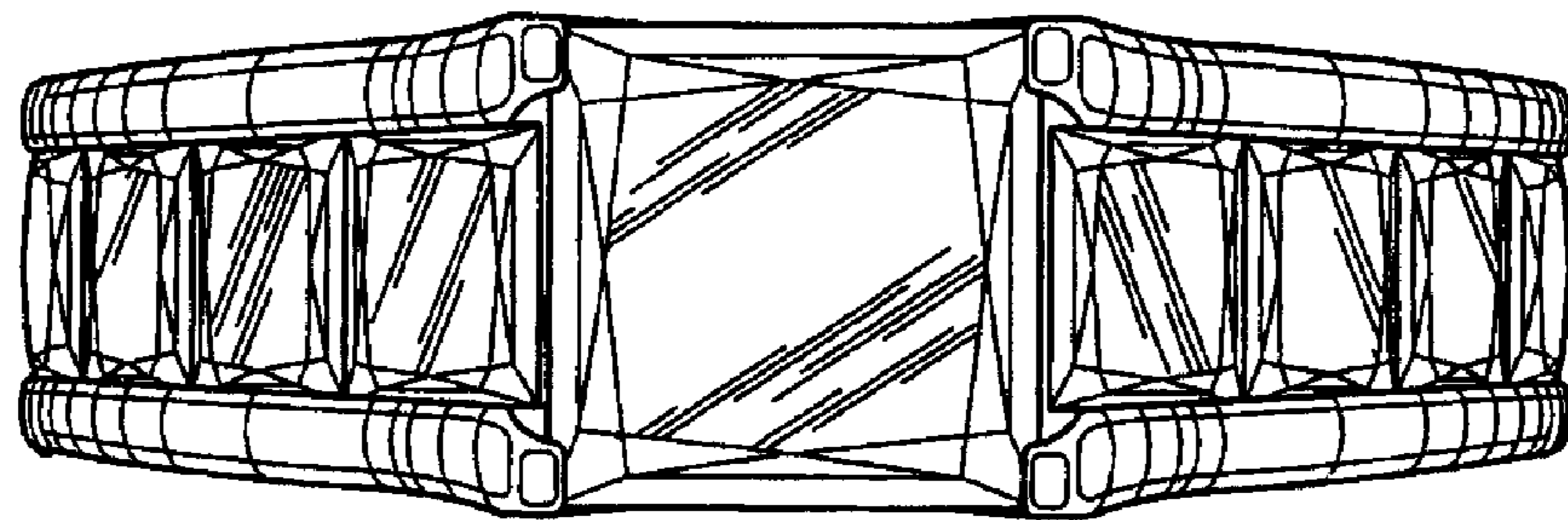


FIG. 2




FIG. 3

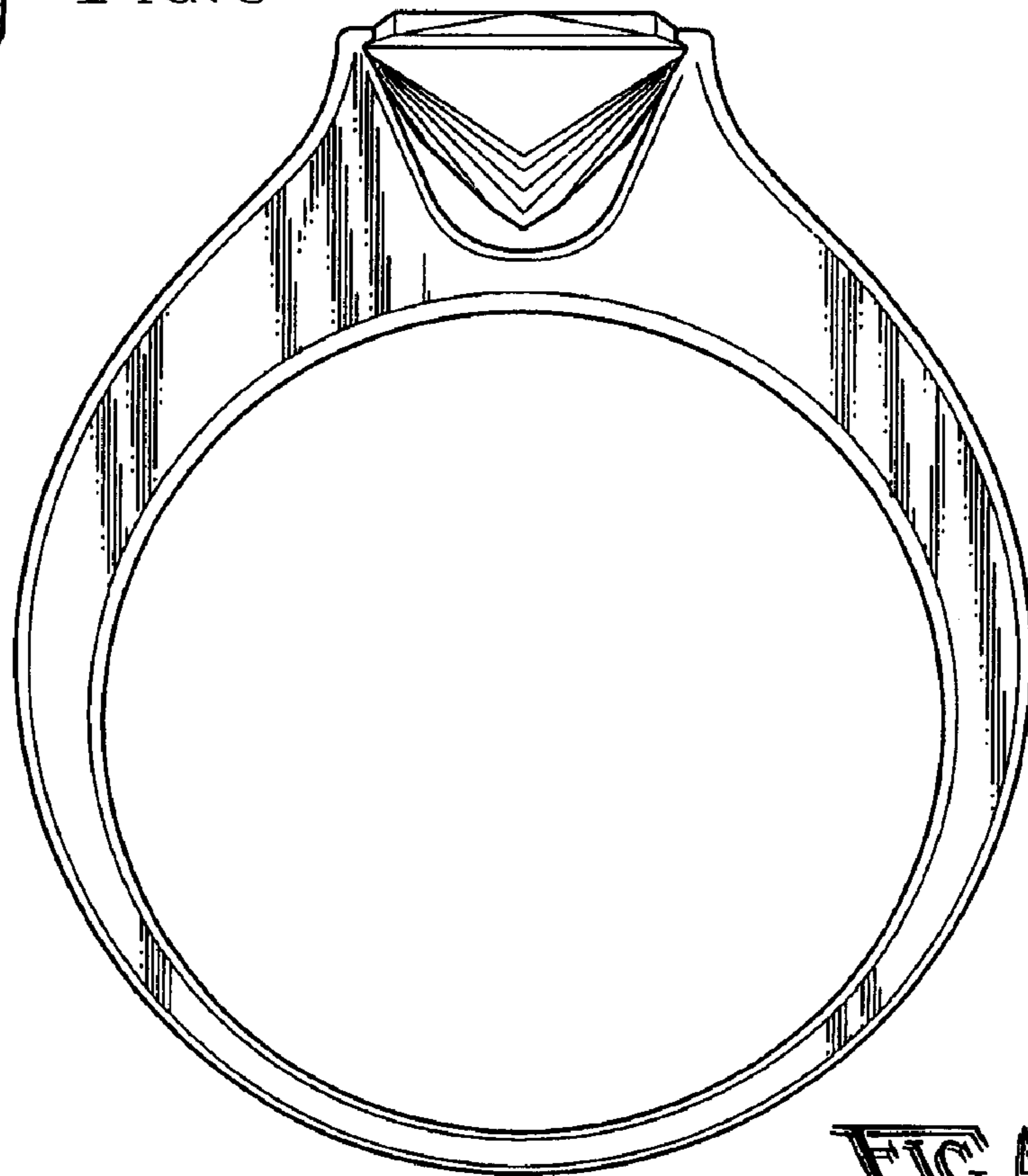


FIG. 4

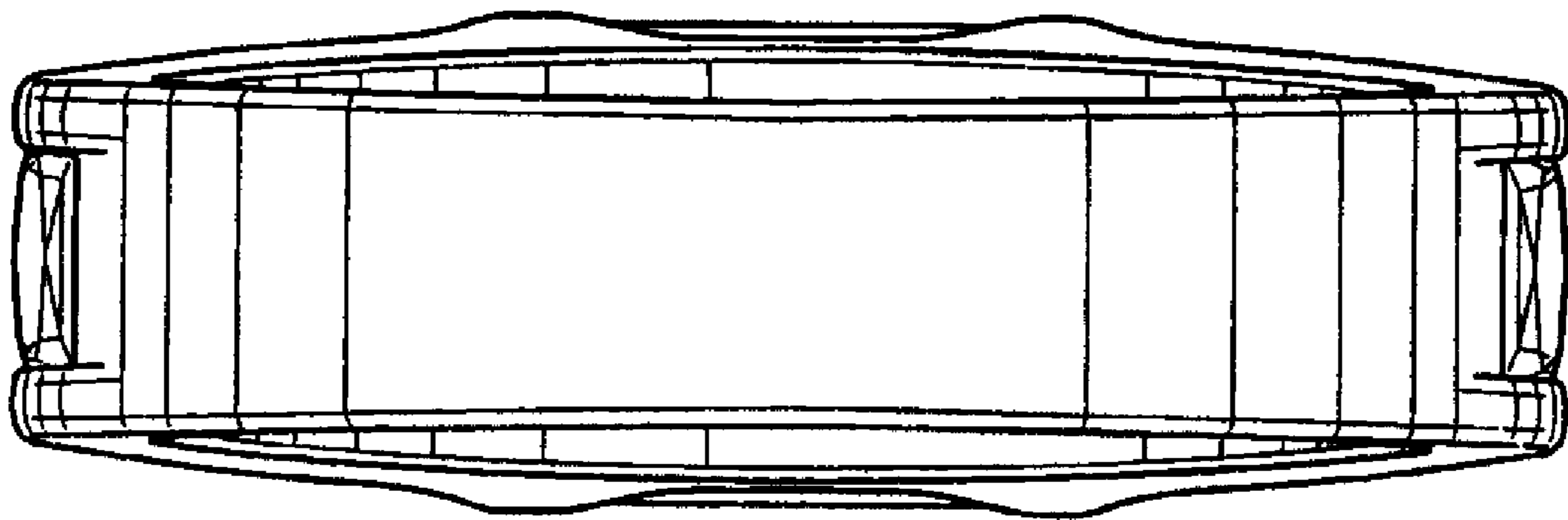


FIG. 5