



US00D538682S

(12) **United States Design Patent**  
**Bodino**

(10) **Patent No.:** **US D538,682 S**  
(45) **Date of Patent:** **\*\* Mar. 20, 2007**

(54) **WATCH**  
(75) **Inventor:** **Giampiero Bodino**, Milan (IT)  
(73) **Assignee:** **Cartier International, B.V.**,  
Amsterdam (NL)  
(\*\*) **Term:** **14 Years**

D421,919 S \* 3/2000 Bodino ..... D10/32  
D447,425 S \* 9/2001 Bodino ..... D10/32  
D454,802 S \* 3/2002 Hegi ..... D10/39  
D490,325 S \* 5/2004 de Limburg-Stirum ..... D10/39  
D496,290 S \* 9/2004 Plan ..... D10/32  
D514,457 S \* 2/2006 Diltoer ..... D10/39

(21) **Appl. No.:** **29/235,357**  
(22) **Filed:** **Aug. 1, 2005**  
(30) **Foreign Application Priority Data**

Feb. 1, 2005 (EM) ..... 000288584-0001

(51) **LOC (8) Cl.** ..... **10-02**  
(52) **U.S. Cl.** ..... **D10/39**  
(58) **Field of Classification Search** ..... D10/30-39,  
D10/123-126; 368/276-278, 281-283, 285,  
368/228, 232  
See application file for complete search history.

(56) **References Cited**

**U.S. PATENT DOCUMENTS**

D250,693 S \* 1/1979 Perrin ..... D10/39  
D251,056 S \* 2/1979 Perrin ..... D10/39  
D382,211 S \* 8/1997 Bodino ..... D10/30  
D388,332 S \* 12/1997 Perrin et al. .... D10/32  
D393,598 S \* 4/1998 Perrin et al. .... D10/39  
D399,435 S \* 10/1998 Gogniat ..... D10/39  
D410,198 S \* 5/1999 Hysek ..... D10/30

**OTHER PUBLICATIONS**

Traditional Home, Oct. 2005, p. 232, 1917 Cartier Tank watch, top of page.\*  
Bailey Banks and Biddle Watch Catalog, 2002, pp. 18 & 19, Concord watches.\*

\* cited by examiner

*Primary Examiner*—Lucy Lieberman  
(74) *Attorney, Agent, or Firm*—Kalow & Springut LLP


(57) **CLAIM**

The ornamental design for a watch, as shown and described.

**DESCRIPTION**

FIG. 1 is a front and right side perspective view of a watch showing my new design;  
FIG. 2 is a front elevation thereof;  
FIG. 3 is a rear elevation thereof;  
FIG. 4 is a left side elevation thereof;  
FIG. 5 is a right side elevation thereof;  
FIG. 6 is a bottom view thereof; and,  
FIG. 7 is a top view thereof.

**1 Claim, 2 Drawing Sheets**






Fig. 1

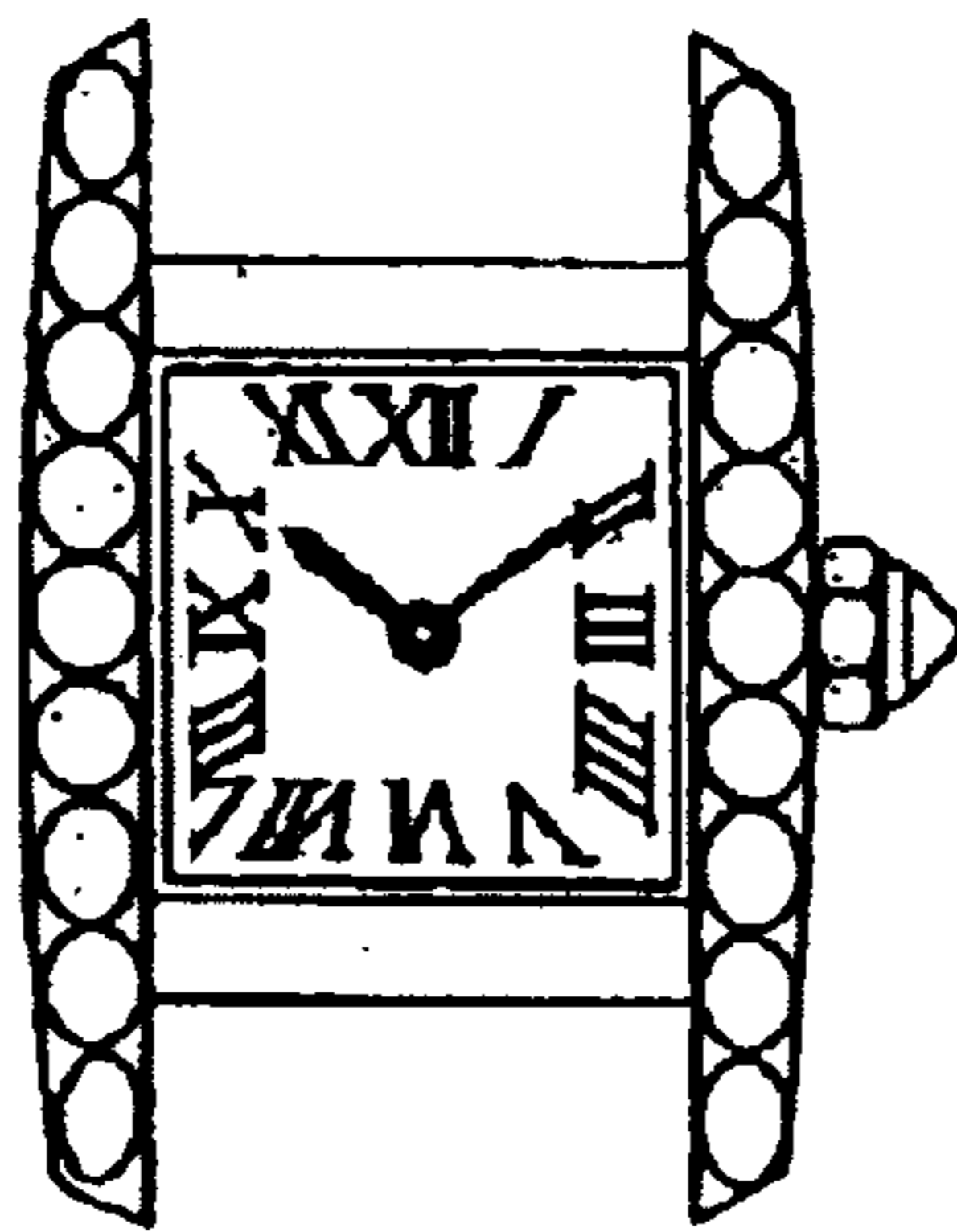


Fig. 2

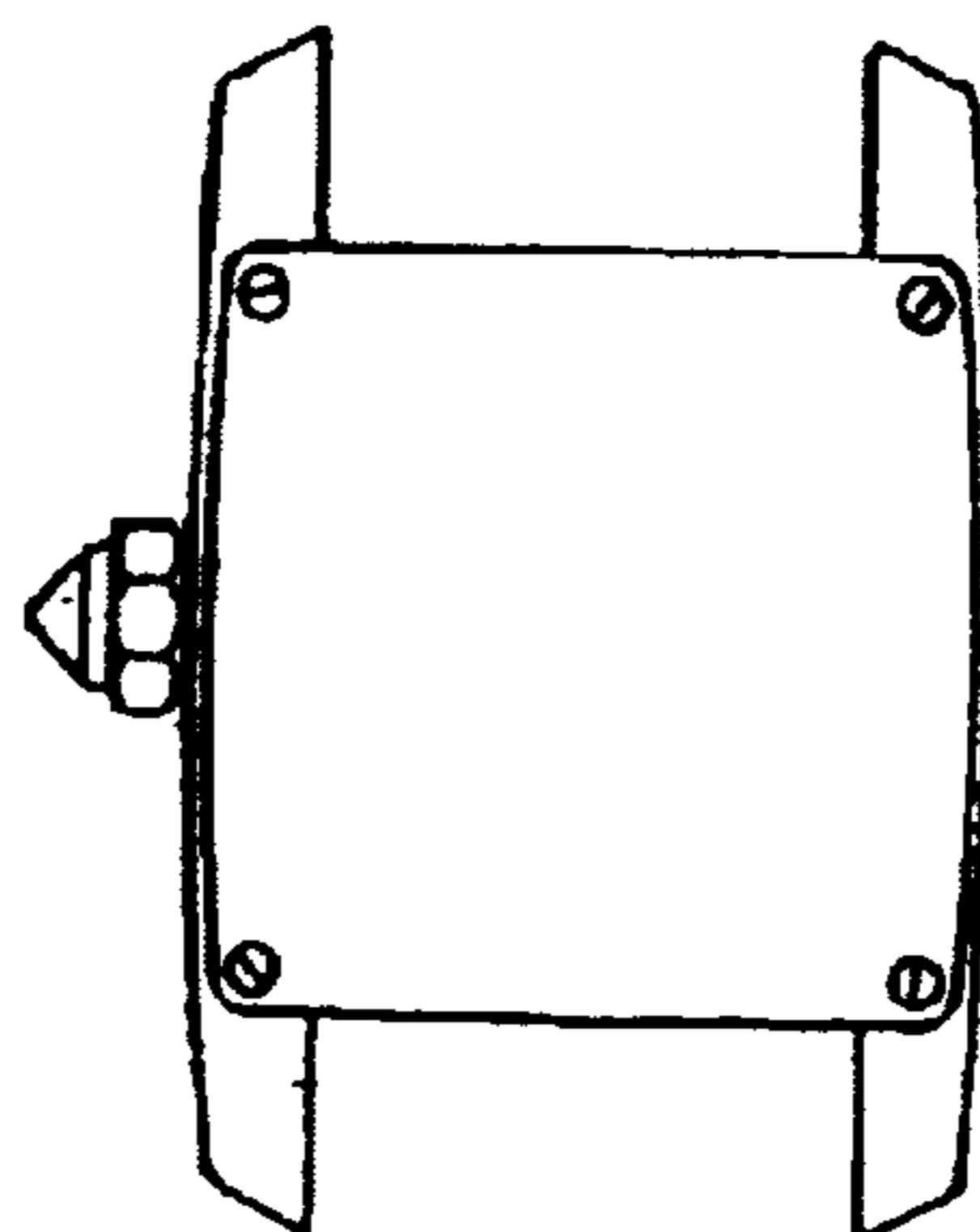


Fig. 3



Fig. 4



Fig. 5




Fig. 6




Fig. 7