



US00D538672S

(12) **United States Design Patent**  
**Eaton et al.**

(10) **Patent No.:** **US D538,672 S**  
(45) **Date of Patent:** **\*\* Mar. 20, 2007**

(54) **BEVERAGE CONTAINER WITH GRIP**  
(75) Inventors: **John A. Eaton**, Sandy Hook, CT (US);  
**Martin Geithmann**, Maumee, OH (US); **David Ryan**, Toledo, OH (US);  
**Lori Bartman**, Sylvania, OH (US)  
(73) Assignee: **Mott's LLP**, Stamford, CT (US)  
(\*\*) Term: **14 Years**  
(21) Appl. No.: **29/202,081**  
(22) Filed: **Mar. 25, 2004**  
(51) **LOC (8) Cl.** ..... **09-01**  
(52) **U.S. Cl.** ..... **D9/543; D9/541; D9/560**  
(58) **Field of Classification Search** ..... D9/516,  
D9/530, 539-543, 560, 565, 570-571, 574-575,  
D9/434; 215/381-385, 396, 398  
See application file for complete search history.

D385,497 S \* 10/1997 Krishnakumar et al. .... D9/543  
D393,210 S 4/1998 Ewing, Jr.  
5,758,790 A 6/1998 Ewing, Jr.  
5,806,709 A 9/1998 Marshall, II  
5,862,929 A 1/1999 Takeuchi et al.  
5,908,127 A 6/1999 Weick et al.  
D412,119 S \* 7/1999 Guertin ..... D9/520  
5,927,533 A 7/1999 Payne et al.  
D421,721 S \* 3/2000 Guertin ..... D9/520  
D433,947 S 11/2000 Ewing, Jr.  
6,173,850 B1 1/2001 Scheetz  
D450,590 S 11/2001 Van Dyk et al.  
D458,849 S \* 6/2002 Burleson et al. .... D9/560  
D459,234 S \* 6/2002 Bourque et al. .... D9/543  
6,398,052 B1 6/2002 Cheng et al.  
6,695,163 B2 2/2004 Michalowski  
D515,434 S \* 2/2006 Zboch et al. .... D9/543 X  
2004/0000533 A1 1/2004 Kamineni et al.

**FOREIGN PATENT DOCUMENTS**

WO WO 92/12901 8/1992

\* cited by examiner

*Primary Examiner*—Carol Rademaker  
*Assistant Examiner*—Anna Burmeister  
(74) *Attorney, Agent, or Firm*—Robert G. Crouch; Marsh  
Fischman & Brey Fogle, LLP

(57) **CLAIM**

The ornamental design for a beverage container with grip, as shown and described.

**DESCRIPTION**

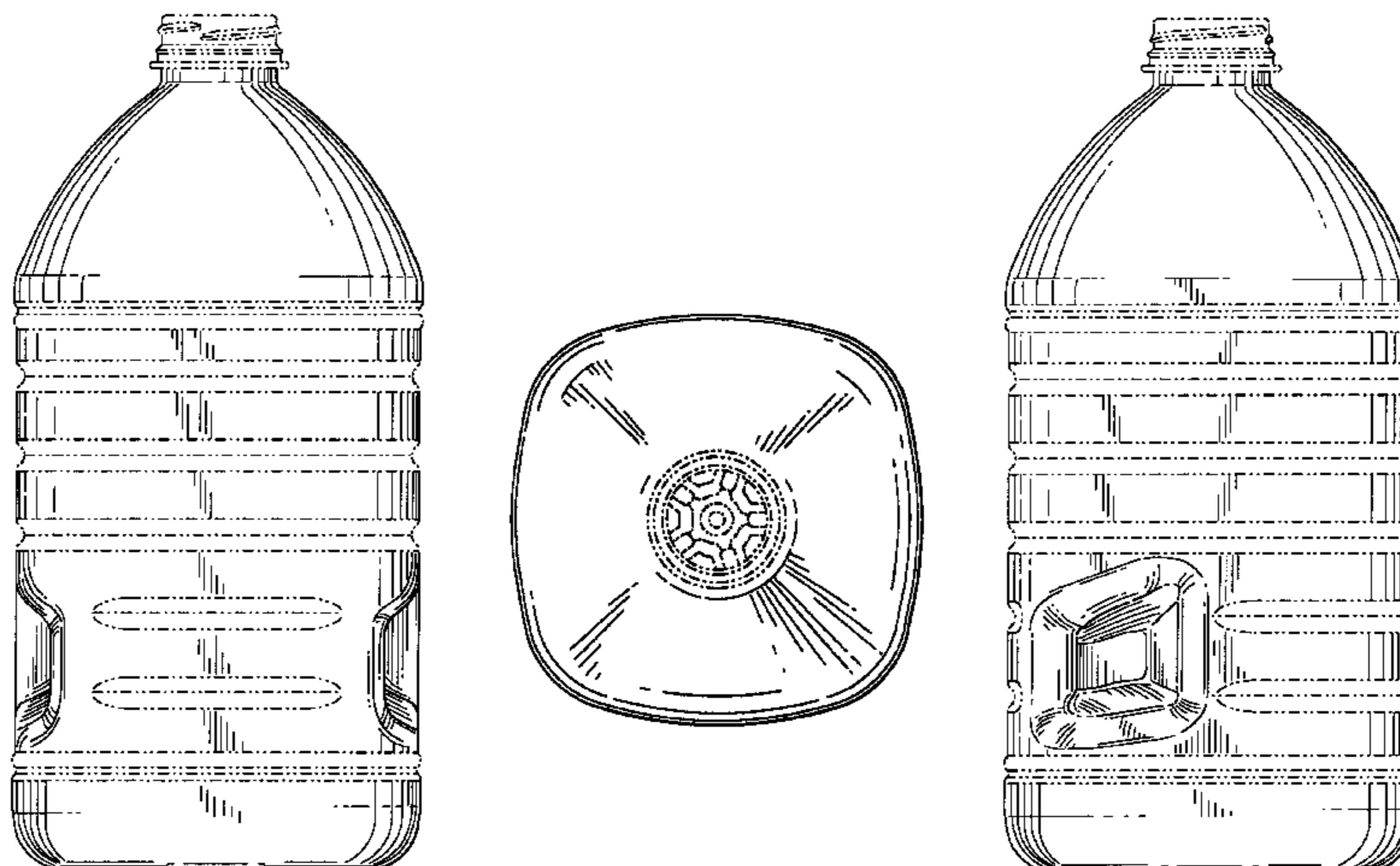
FIG. 1 is a rear elevation view of the beverage container with grip of the claimed design;  
FIG. 2 is a front elevation view thereof;  
FIG. 3 is a top plan view thereof;  
FIG. 4 is a bottom plan view thereof;  
FIG. 5 is a right side elevation view thereof, the left side elevation view being a mirrored image; and,  
FIG. 6 is a top, front, right perspective view thereof.  
The broken lines shown in the drawings are for illustrative purposes only and form no part of the claimed design.

**1 Claim, 3 Drawing Sheets**

(56) **References Cited**

**U.S. PATENT DOCUMENTS**

1,602,391 A 10/1926 Creaver  
D193,216 S \* 7/1962 Laudano ..... D9/540  
3,152,710 A 10/1964 Platte  
3,198,377 A 8/1965 Buckley  
3,225,950 A 12/1965 Fulcher  
3,308,997 A 3/1967 Kelly  
3,708,082 A 1/1973 Platt  
D227,343 S \* 6/1973 Finkel ..... D9/541  
D250,392 S \* 11/1978 Leary et al. .... D9/543  
D250,574 S 12/1978 Boyle  
D259,021 S 4/1981 Khovaylo et al.  
D262,267 S \* 12/1981 Cox ..... D9/543  
D280,709 S \* 9/1985 Waring ..... D9/520  
4,885,809 A 12/1989 Muchmore  
4,923,098 A 5/1990 Schoonover et al.  
5,052,567 A 10/1991 Colani  
5,101,990 A 4/1992 Krishnakumar et al.  
5,158,190 A 10/1992 Sosenko  
D347,391 S \* 5/1994 Guertin ..... D9/570 X  
D349,045 S 7/1994 Schmitt  
5,423,452 A 6/1995 Tardif  
5,435,451 A 7/1995 Dyer  
D379,763 S 6/1997 Ewing, Jr.



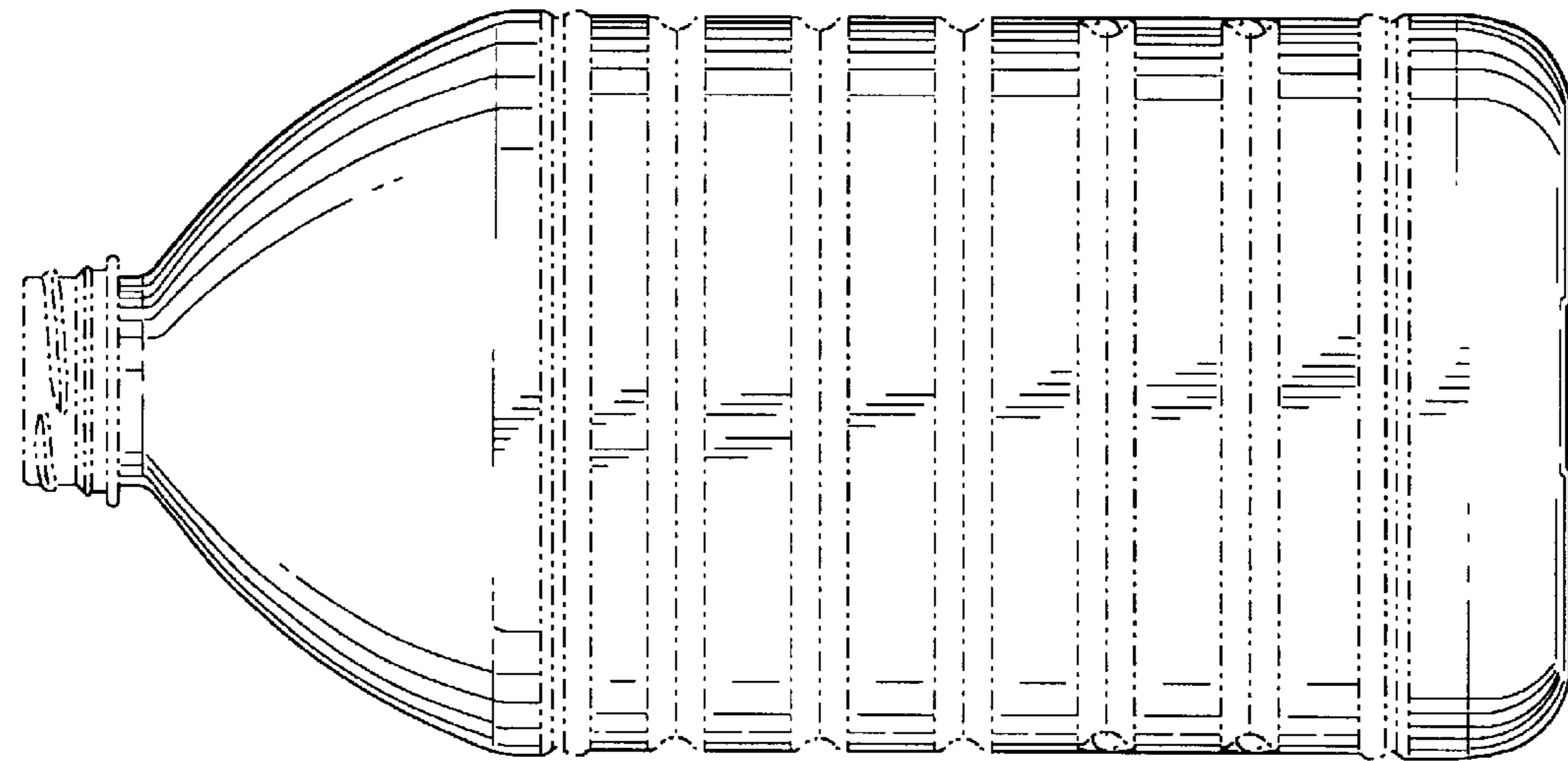


FIG.2

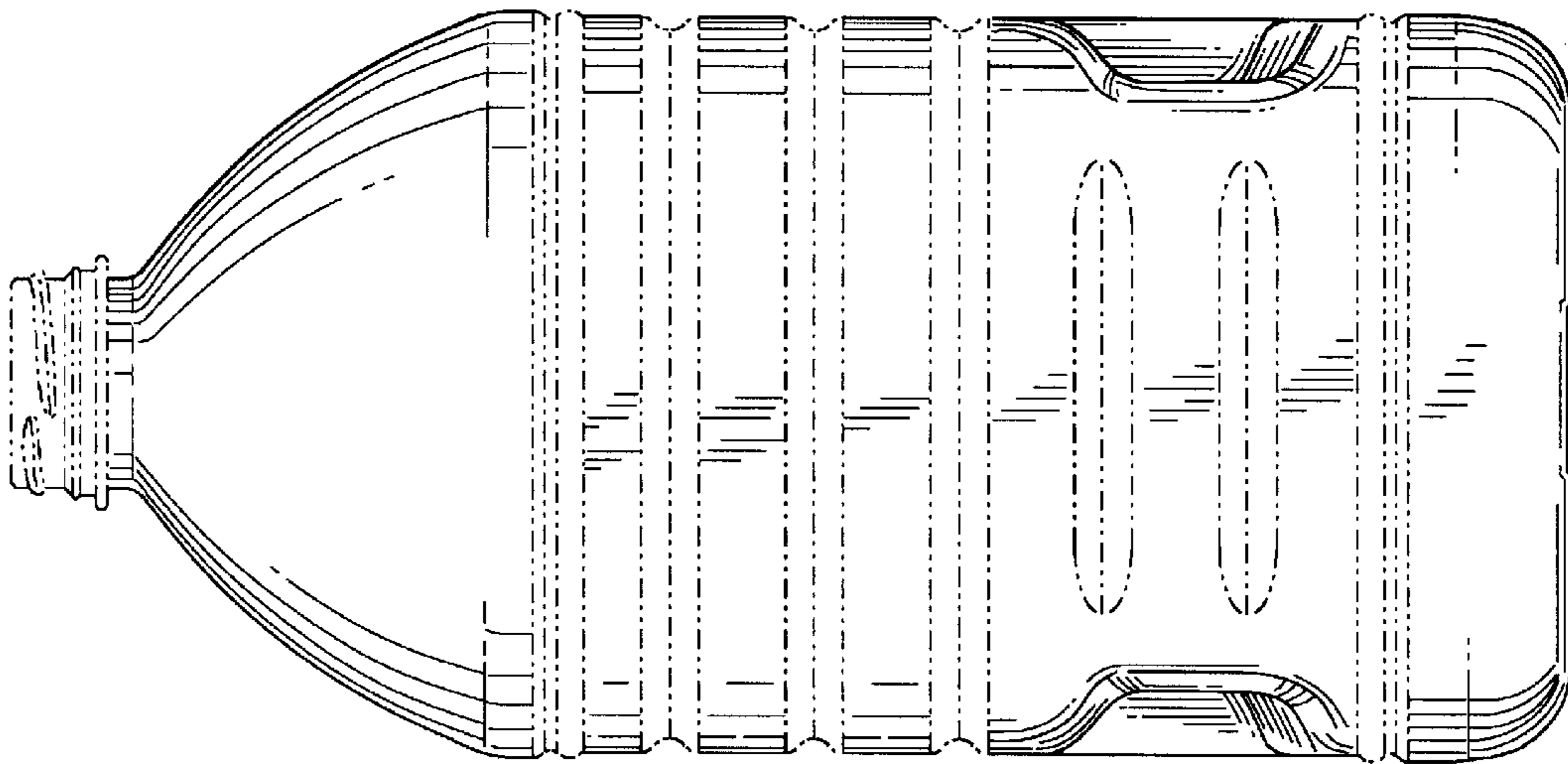


FIG.1

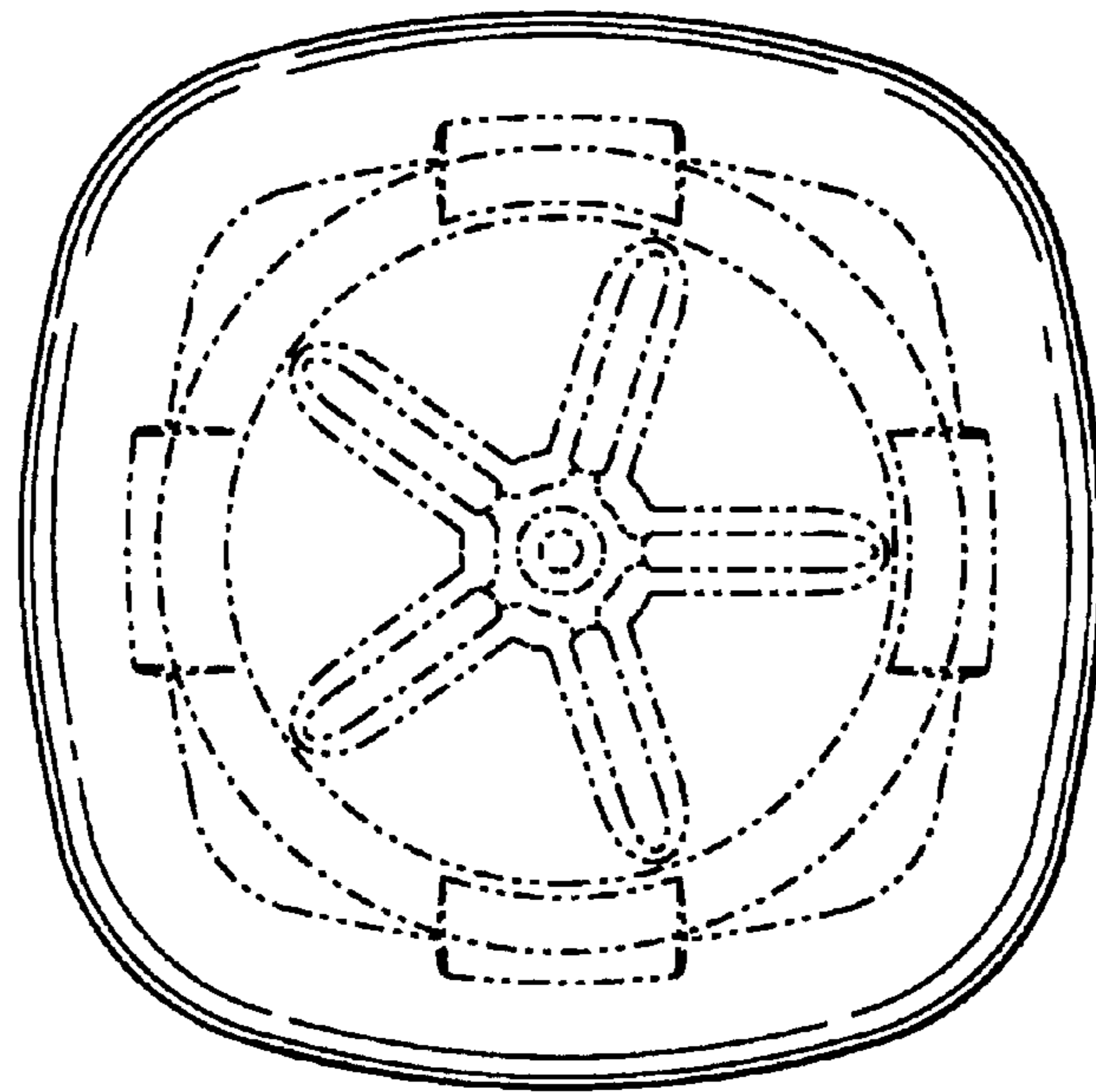


FIG. 4

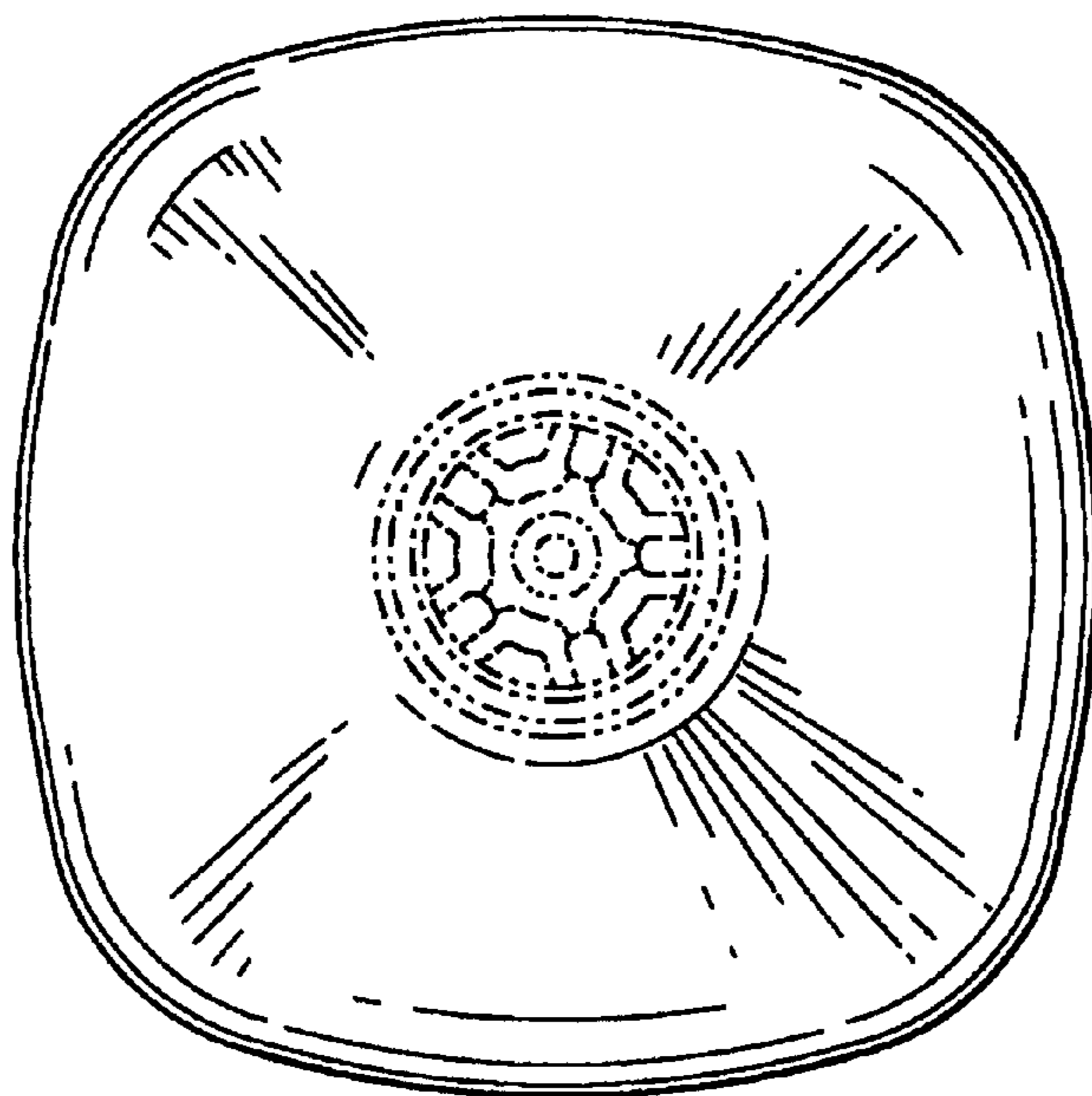


FIG. 3



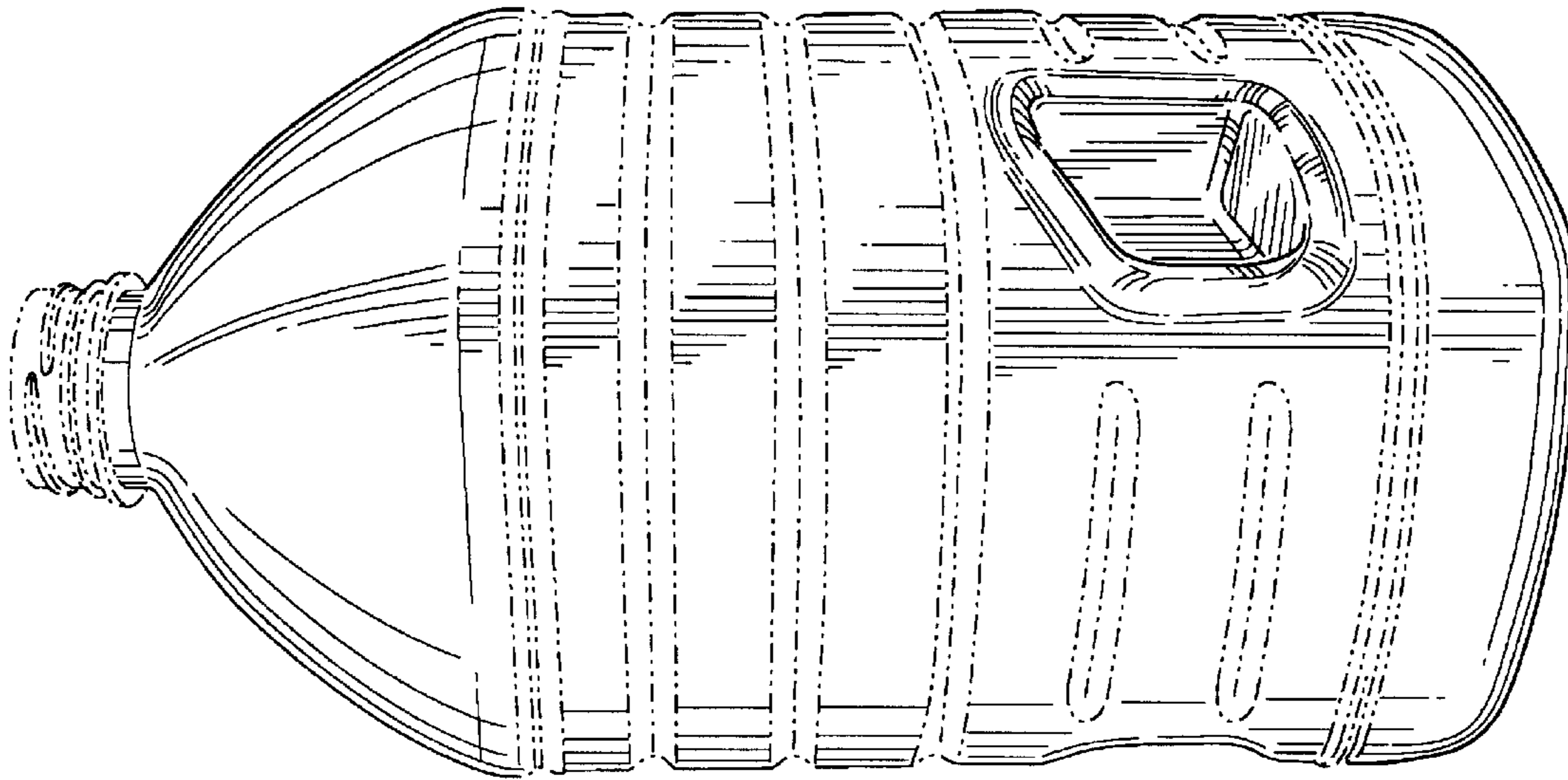


FIG. 6

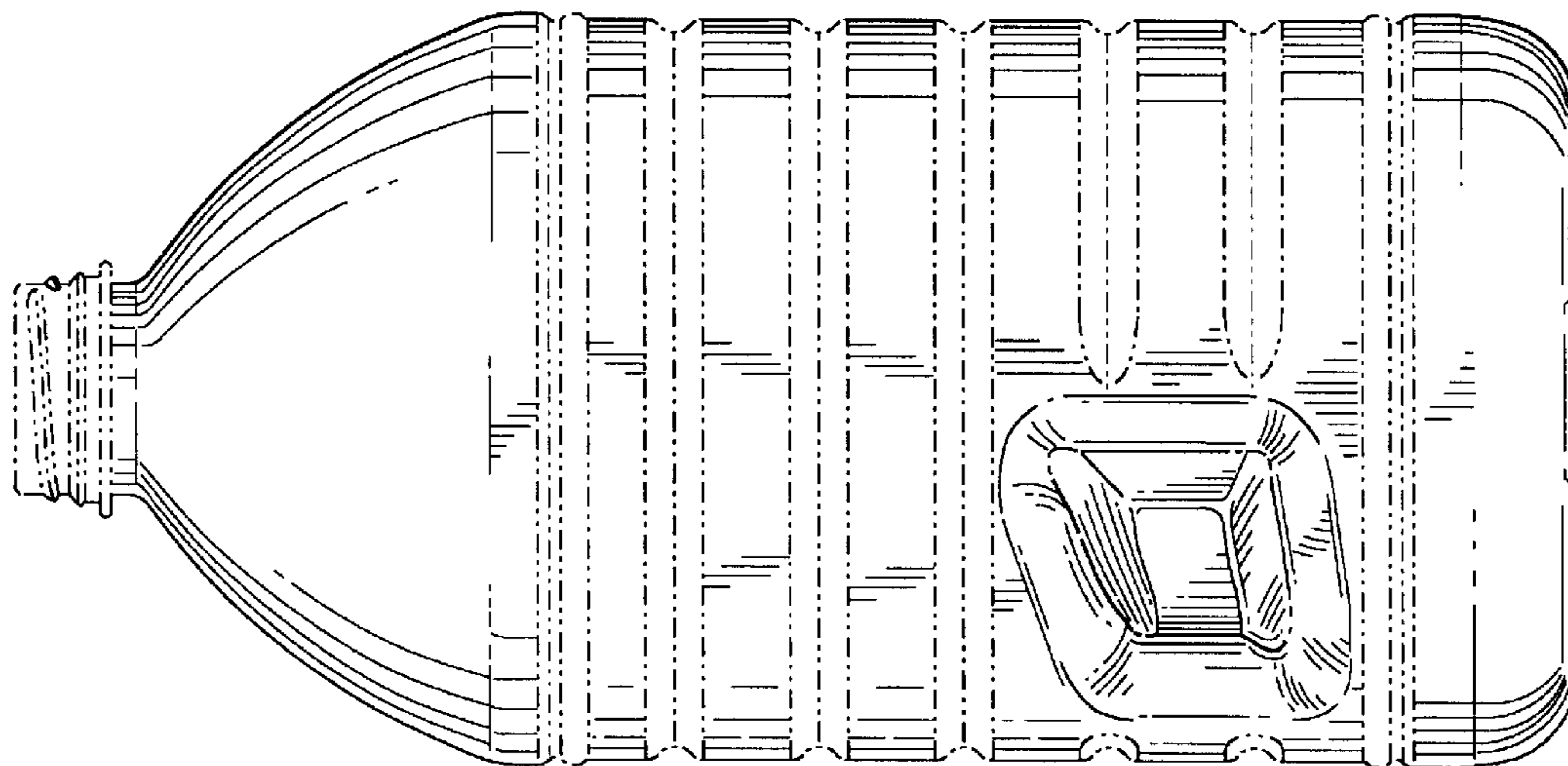


FIG. 5