



US00D538671S

(12) **United States Design Patent**  
**O'Danahue**

(10) **Patent No.:** **US D538,671 S**

(45) **Date of Patent:** **\*\* Mar. 20, 2007**

(54) **BOTTLE**

(75) Inventor: **Sam O'Danahue**, New York City, NY  
(US)

(73) Assignee: **Societe Anonyme des Eaux Minerales**  
**d'Evian**, Evian (FR)

(\*\*) Term: **14 Years**

(21) Appl. No.: **29/208,002**

(22) Filed: **Jun. 23, 2004**

(30) **Foreign Application Priority Data**

Dec. 23, 2003 (FR) ..... 03 6234

(51) **LOC (8) Cl.** ..... **09-01**

(52) **U.S. Cl.** ..... **D9/538**

(58) **Field of Classification Search** ..... D9/516,  
D9/520, 537, 538, 540, 541, 542, 543, 549,  
D9/551, 552, 553, 556, 557, 558, 554, 564,  
D9/565, 566, 567, 569, 571; 215/381, 382,  
215/383, 384, 385, 396, 398

See application file for complete search history.

(56) **References Cited**

**U.S. PATENT DOCUMENTS**

D370,178 S \* 5/1996 Petre et al. .... D9/520  
D385,796 S \* 11/1997 Richardson ..... D9/537  
D386,088 S \* 11/1997 Satoh ..... D9/536  
D395,002 S \* 6/1998 Monahan ..... D9/649  
D396,640 S \* 8/1998 Conrad et al. .... D9/502  
D401,860 S \* 12/1998 Mentasti Granelli ..... D9/538  
D409,493 S \* 5/1999 Waggaman et al. .... D9/520  
D414,700 S \* 10/1999 Zogg ..... D9/502

5,988,417 A \* 11/1999 Cheng et al. .... 215/383  
D423,940 S \* 5/2000 Chimetto ..... D9/541  
D447,411 S \* 9/2001 Lichtman et al. .... D9/434  
D453,686 S \* 2/2002 Petursdottir ..... D9/570  
D460,917 S \* 7/2002 Trabal ..... D9/551  
D469,696 S \* 2/2003 Bryant et al. .... D9/538  
D503,341 S \* 3/2005 Delmotte ..... D9/538  
D504,069 S \* 4/2005 Gross et al. .... D9/538  
2005/0067370 A1 \* 3/2005 Tanaka et al. .... 215/382  
2006/0186083 A1 \* 8/2006 Joshi et al. .... 215/381

\* cited by examiner

*Primary Examiner*—Stella Reid

*Assistant Examiner*—Elizabeth Oswecki

(74) *Attorney, Agent, or Firm*—Oblon, Spivak, McClelland,  
Maier & Neustadt, P.C.

(57) **CLAIM**

The ornamental design for a bottle, as shown and described.

**DESCRIPTION**

FIG. 1 is a front elevational view of a bottle, showing my design;

FIG. 2 is an enlarged, partial, front elevational view of a lower portion of the bottle;

FIG. 3 is a left side elevational view of the bottle;

FIG. 4 is an enlarged, partial, left side elevational view of the lower portion of the bottle;

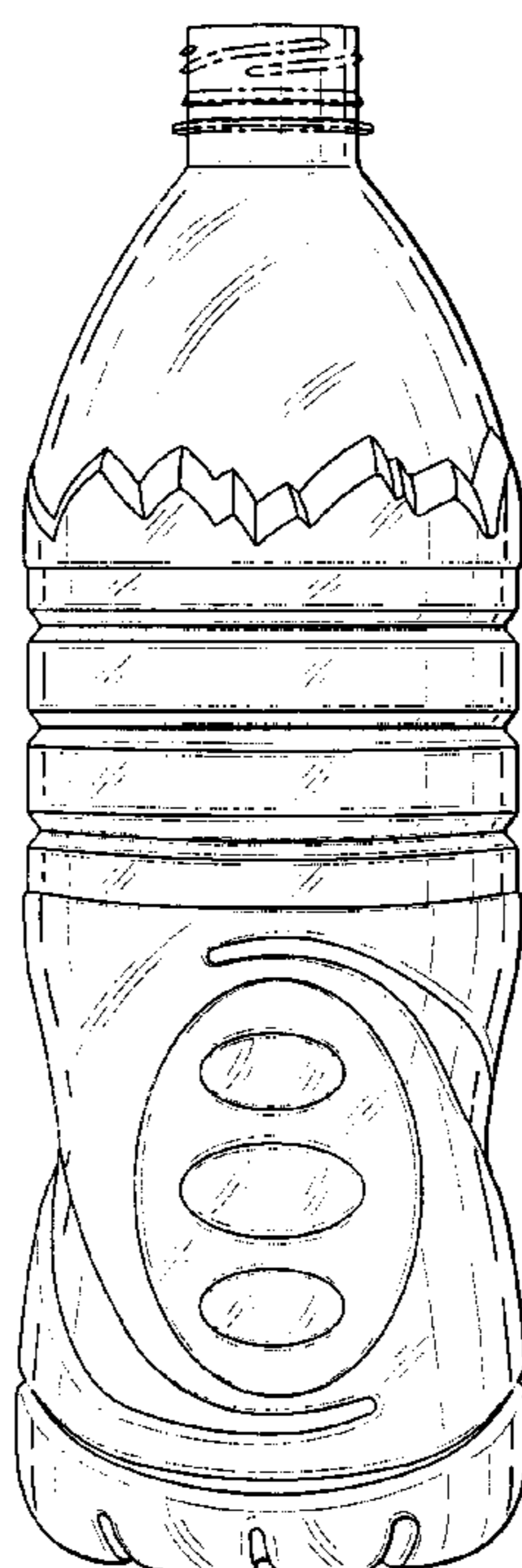
FIG. 5 is a front and left side perspective view of the bottle;


FIG. 6 is a perspective view of the bottom of the bottle; and,

FIG. 7 is a front and bottom perspective view of the bottle.

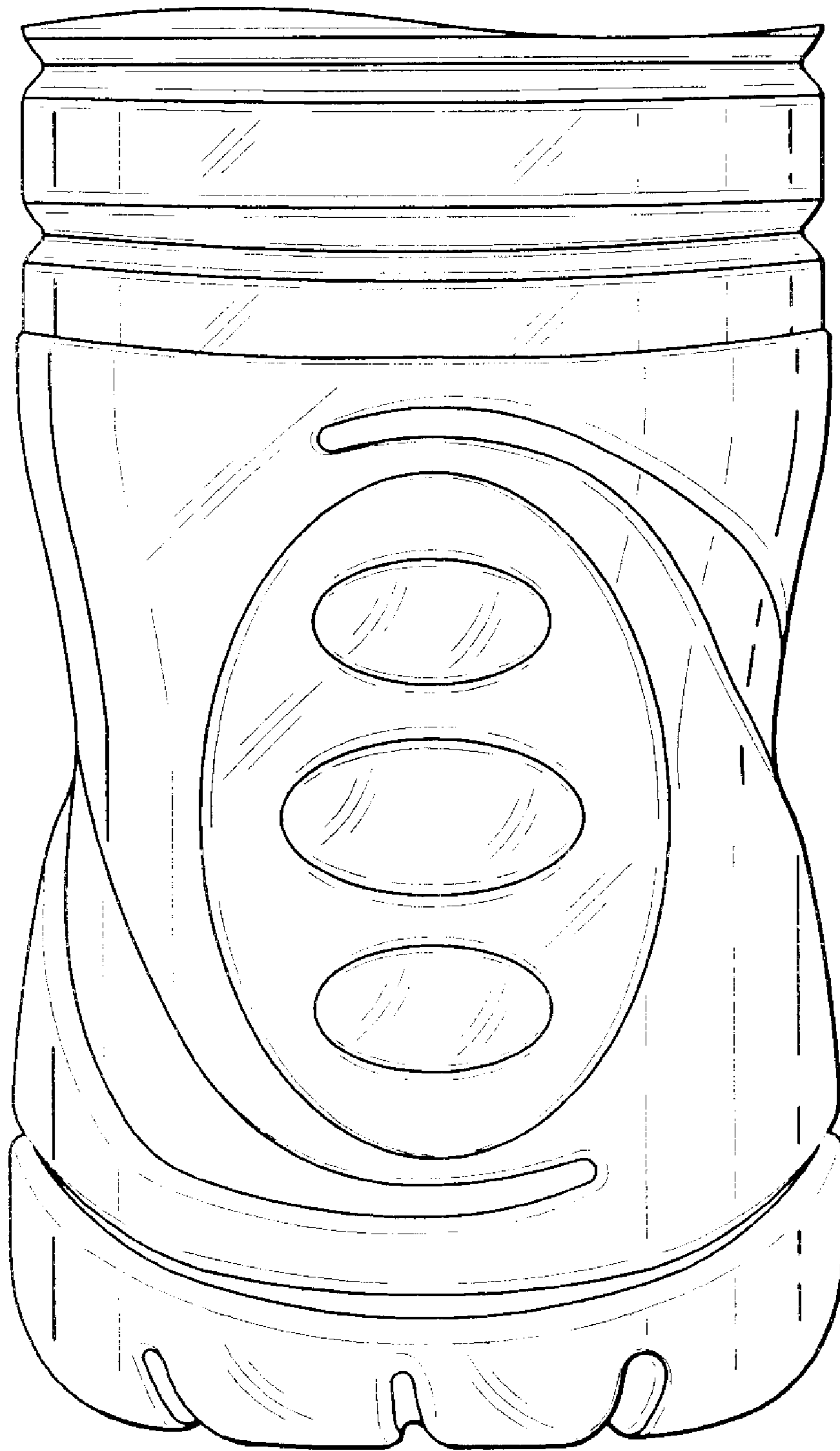
The structure shown in phantom lines in the figures is shown for illustrative purposes only and forms no part of the claim design.

**1 Claim, 7 Drawing Sheets**





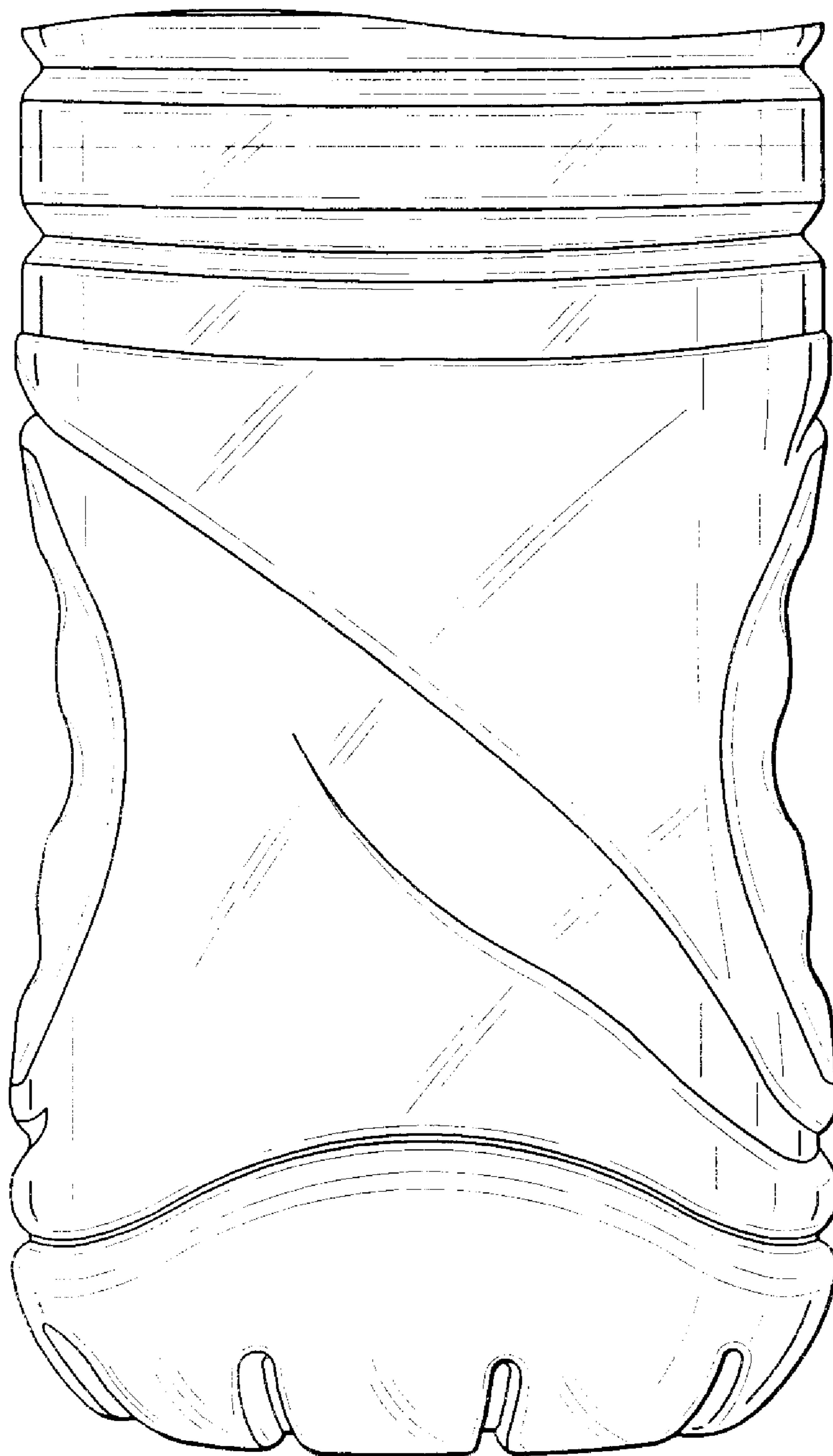
*FIG. 1*




*FIG. 2*



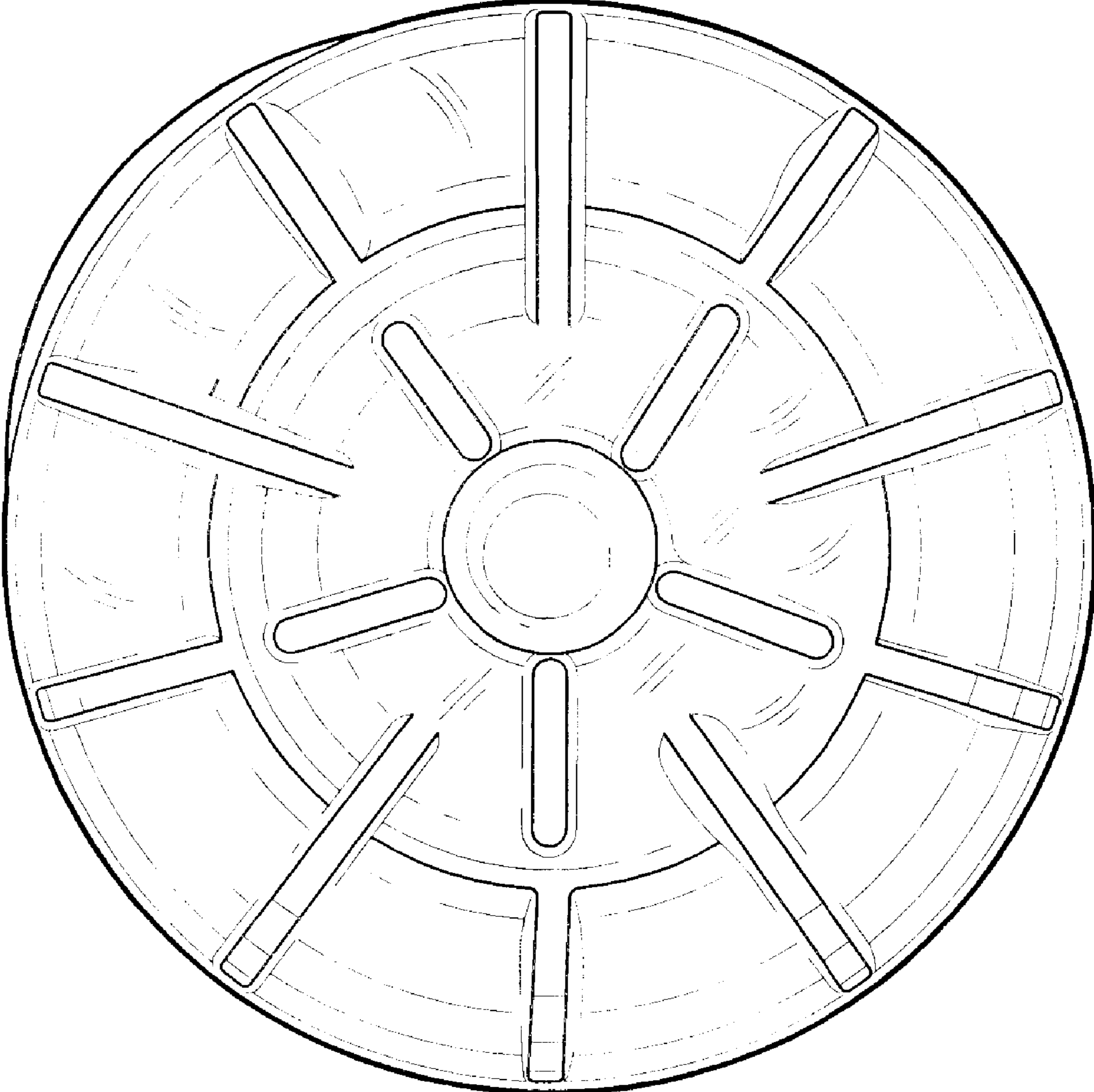
*FIG. 3*




*FIG. 4*



*FIG. 5*



*FIG. 6*



*FIG. 7*