



US00D538657S

(12) **United States Design Patent**  
**Webb et al.**

(10) **Patent No.:** **US D538,657 S**  
(45) **Date of Patent:** **\*\* Mar. 20, 2007**

(54) **WATER BOTTLE**  
(75) Inventors: **Alan Webb**, Prior Lake, MN (US);  
**Walter I. Bieger**, St. Paul, MN (US)  
(73) Assignee: **Webb Business Promotions,**  
**Incorporated**, Rosemount, MN (US)  
(\*\*) Term: **14 Years**

D391,447 S 3/1998 Reid  
D415,428 S \* 10/1999 Keller et al. .... D9/503  
6,065,624 A 5/2000 Steinke  
D427,909 S \* 7/2000 Doritty et al. .... D9/500  
D464,849 S \* 10/2002 Norris et al. .... D7/523  
D465,385 S 11/2002 Miller  
D477,500 S 7/2003 Smith  
D482,933 S \* 12/2003 Norris et al. .... D7/533  
D501,362 S 2/2005 Gauss

(21) Appl. No.: **29/217,722**  
(22) Filed: **Nov. 19, 2004**

(51) **LOC (8) Cl.** ..... **09-01**  
(52) **U.S. Cl.** ..... **D9/500**  
(58) **Field of Classification Search** ..... D9/500,  
D9/502-504, 516, 529-530, 537-539, 549,  
D9/557-558, 691-692, 716, 763, 772, 776,  
D9/778, 779; 215/379, 381, 382-384; 220/660,  
220/662, 669, 675  
See application file for complete search history.

**OTHER PUBLICATIONS**

Nalgene Outdoor Store, ©2004, <http://www.nalgene-outdoor.com/store/>, date printed Mar. 1, 2005.

\* cited by examiner

*Primary Examiner*—Ian Simmons  
*Assistant Examiner*—Dana Sipos  
(74) *Attorney, Agent, or Firm*—Merchant & Gould P.C.

(57) **CLAIM**

The ornamental design for a water bottle, as shown and described.

(56) **References Cited**

**U.S. PATENT DOCUMENTS**

D197,919 S \* 4/1964 Runyun ..... D9/500  
D218,288 S \* 8/1970 Hilliard ..... D9/773  
D227,554 S \* 7/1973 Bagguley ..... D9/776  
D227,556 S \* 7/1973 Bagguley ..... D9/776  
D295,259 S \* 4/1988 Goettner ..... D9/500  
D337,273 S 7/1993 Thatcher  
D337,274 S 7/1993 Thatcher  
D351,313 S 10/1994 Giard, Jr.  
D359,654 S 6/1995 Westgerdes  
D383,941 S 9/1997 Petrie

**DESCRIPTION**

FIG. 1 is a top, front perspective view of a water bottle showing our new design;  
FIG. 2 is a front elevational view thereof, the rear elevational view being identical;  
FIG. 3 is a top plan view thereof; and,  
FIG. 4 is a bottom plan view thereof.  
The broken lines shown in the drawings are for illustrative purposes only and form no part of the claimed design.

**1 Claim, 3 Drawing Sheets**

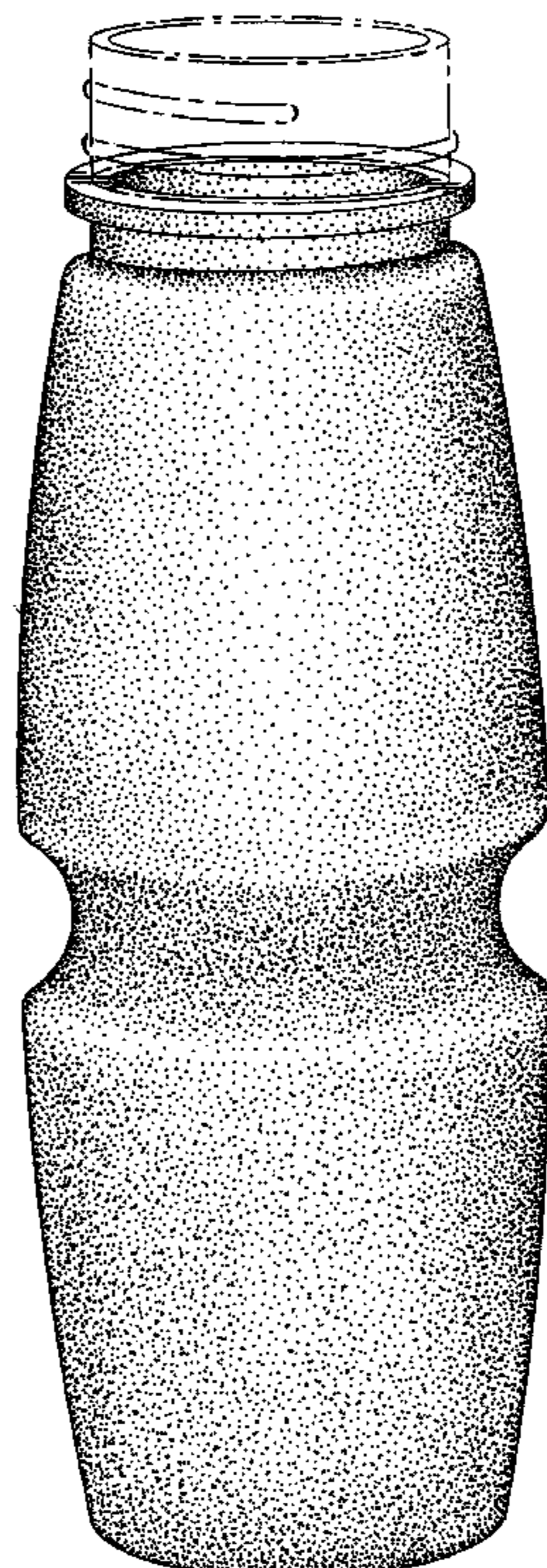


FIG. 1

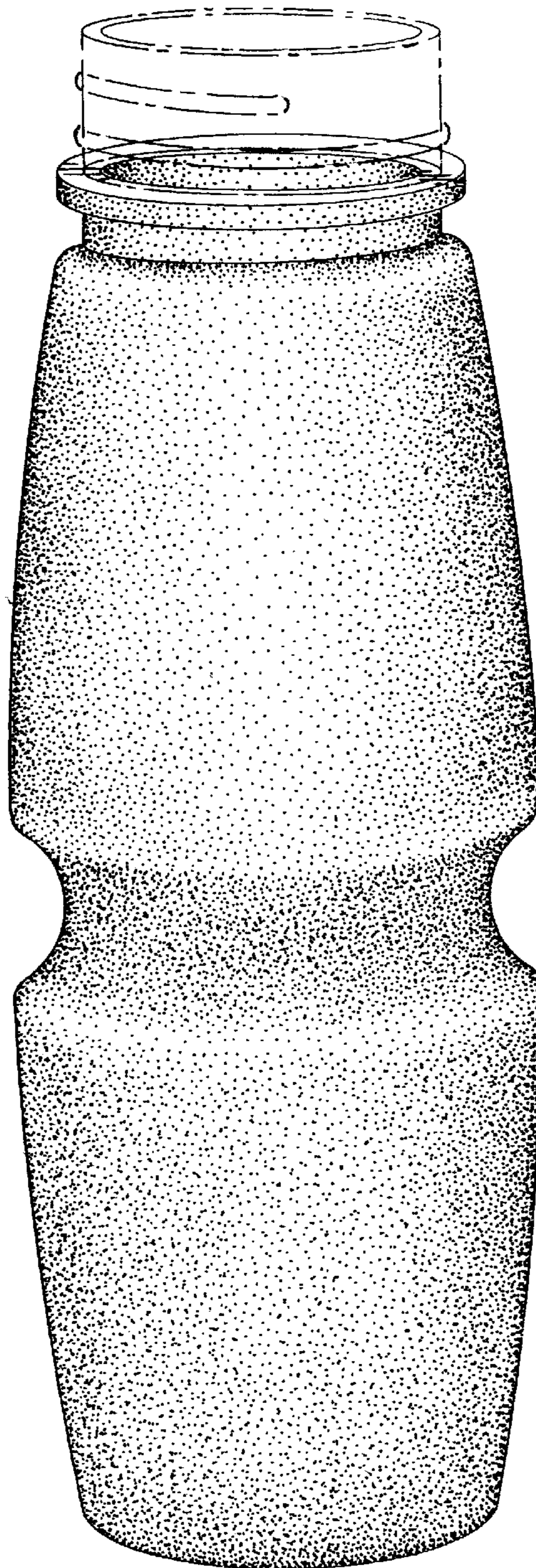


FIG. 2

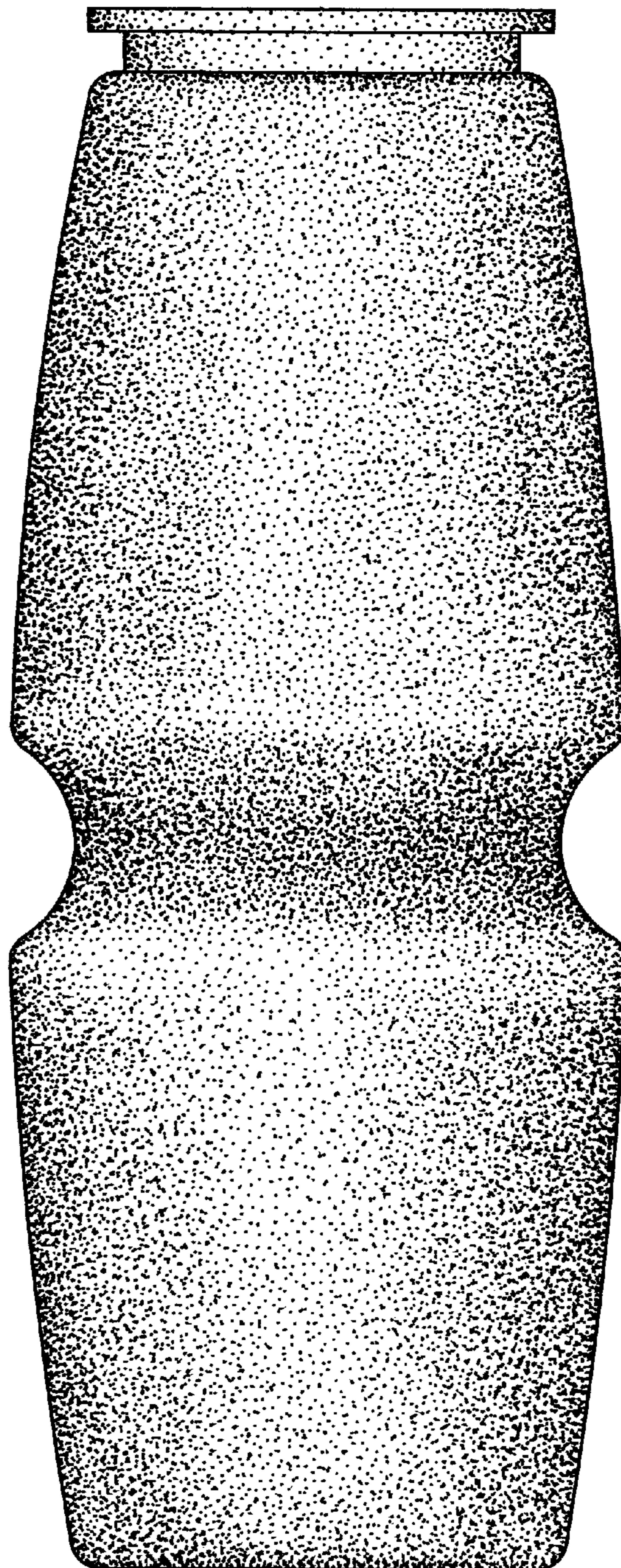


FIG. 3

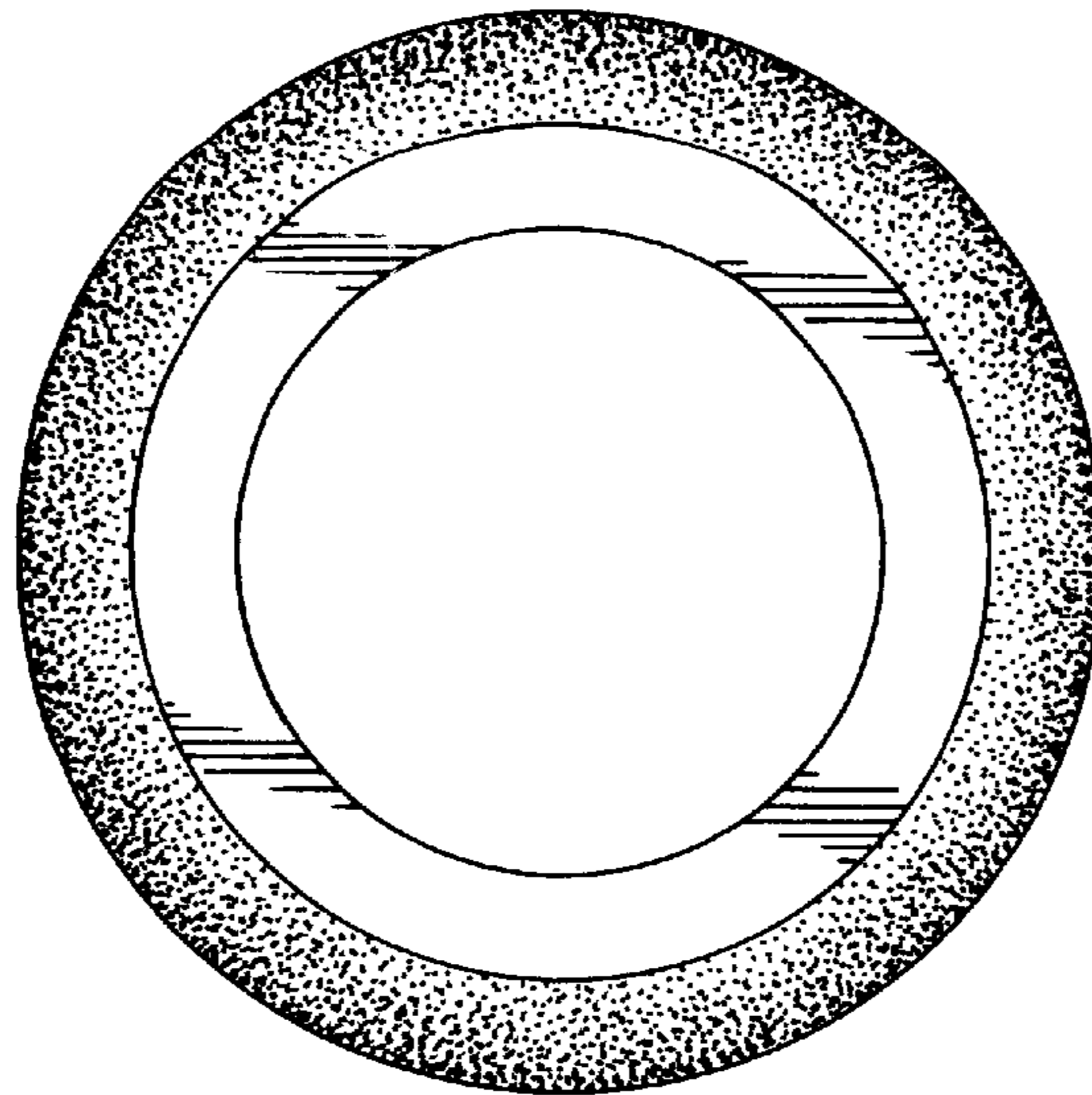


FIG. 4

