



US00D538643S

(12) **United States Design Patent**
Babbino et al.

(10) **Patent No.:** **US D538,643 S**
(45) **Date of Patent:** **** Mar. 20, 2007**

(54) **EYEWEAR BOX**

(75) Inventors: **Salvatore Babbino**, Manalapan, NJ
(US); **Marcos Behar**, Brooklyn, NY
(US)

(73) Assignee: **Marsalle, Inc.**, Brooklyn, NY (US)

(**) Term: **14 Years**

(21) Appl. No.: **29/211,002**

(22) Filed: **Aug. 10, 2004**

(51) **LOC (8) Cl.** **09-03**

(52) **U.S. Cl.** **D9/430**

(58) **Field of Classification Search** D9/414,
D9/424, 430-433, 737, 721, 418, 42; 206/316.1,
206/494, 822; 229/109, 110, 115; 220/410;
D99/1, 28; D13/156

See application file for complete search history.

(56) **References Cited**

U.S. PATENT DOCUMENTS

3,121,525 A * 2/1964 Hayes 206/523
D277,803 S * 2/1985 Franko et al. D99/28
D292,839 S * 11/1987 Brogdon D99/1

D306,402 S * 3/1990 Colla D9/414
D337,270 S * 7/1993 Brockman D9/430
D354,736 S * 1/1995 Hallett et al. D13/156
5,487,468 A * 1/1996 Sheahan 206/242
D373,306 S * 9/1996 Baxter D9/754
D394,386 S * 5/1998 Fischer D9/432
D424,026 S * 5/2000 Kabat D13/184

* cited by examiner

Primary Examiner—Stella Reid

Assistant Examiner—Mark Goodwin

(74) *Attorney, Agent, or Firm*—Scully, Scott, Murphy &
Presser, PC

(57) **CLAIM**

The ornamental design for eyewear box, as shown and described.

DESCRIPTION

FIG. 1 is a perspective view of an eyewear box showing our new design;

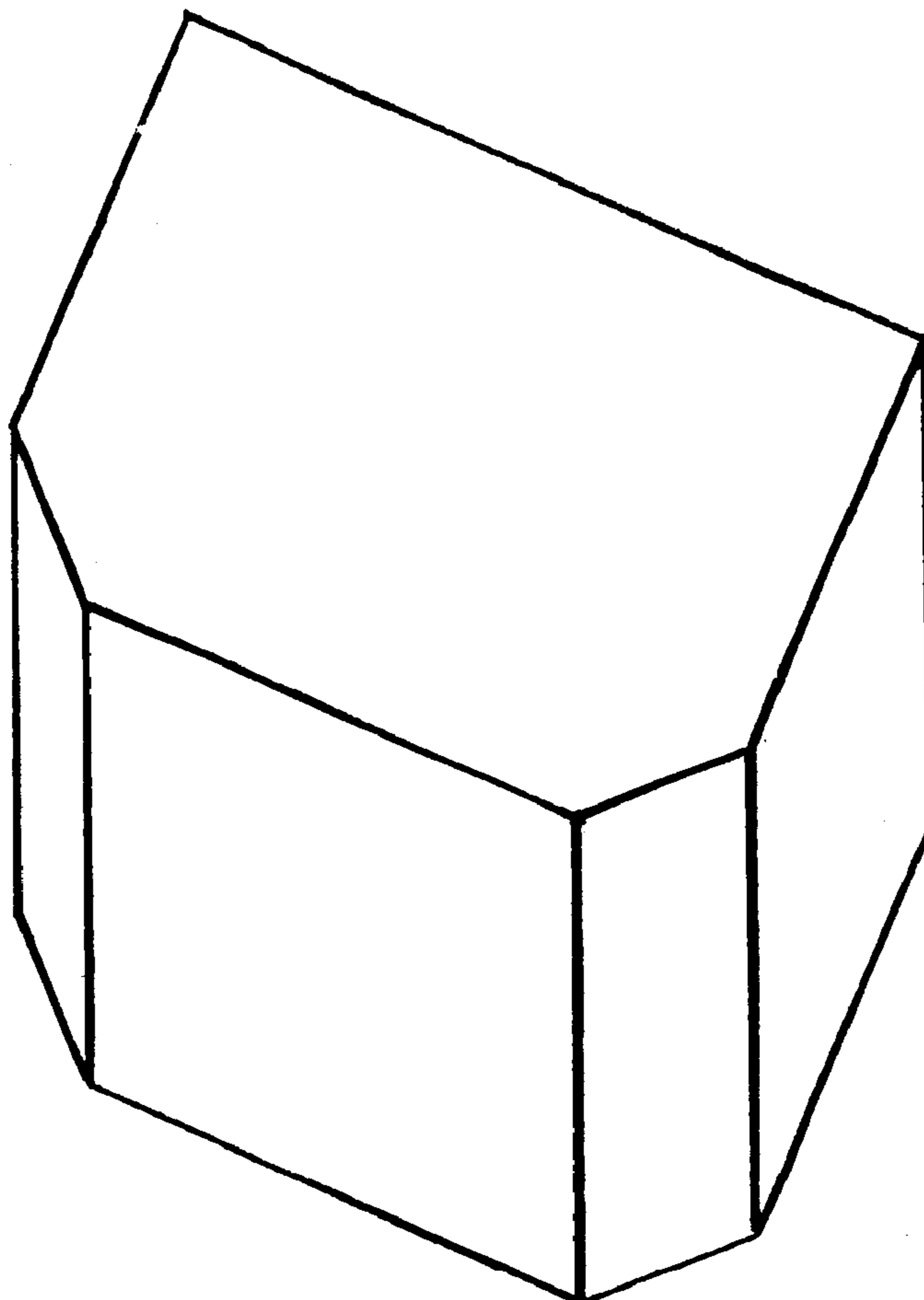
FIG. 2 is a second perspective view thereof;

FIG. 3 is a front elevational view of the eyewear box; and,

FIG. 4 is a top plan view of the eyewear box.

The views not shown form no part of the claimed design.

1 Claim, 2 Drawing Sheets



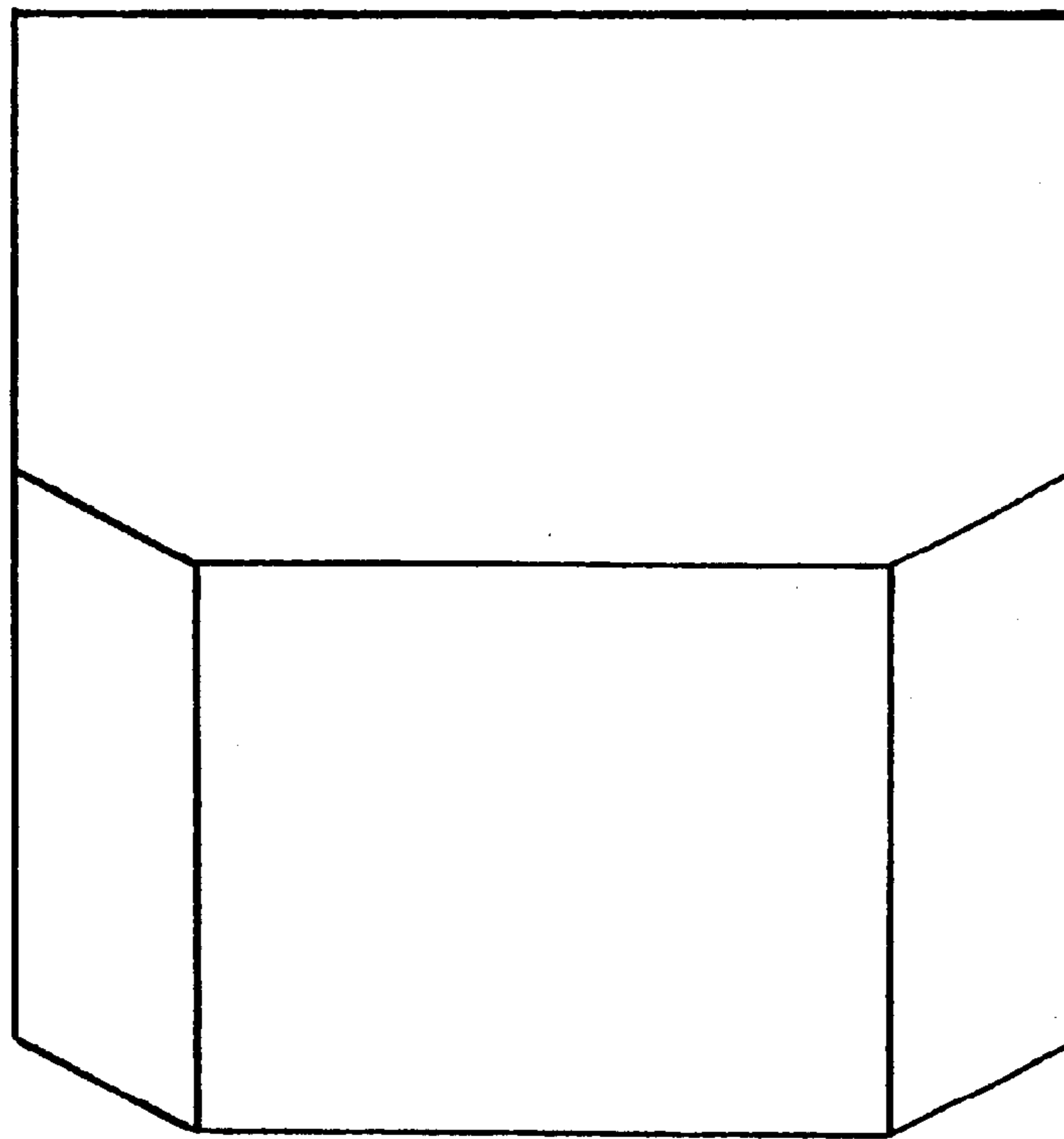


Figure 1

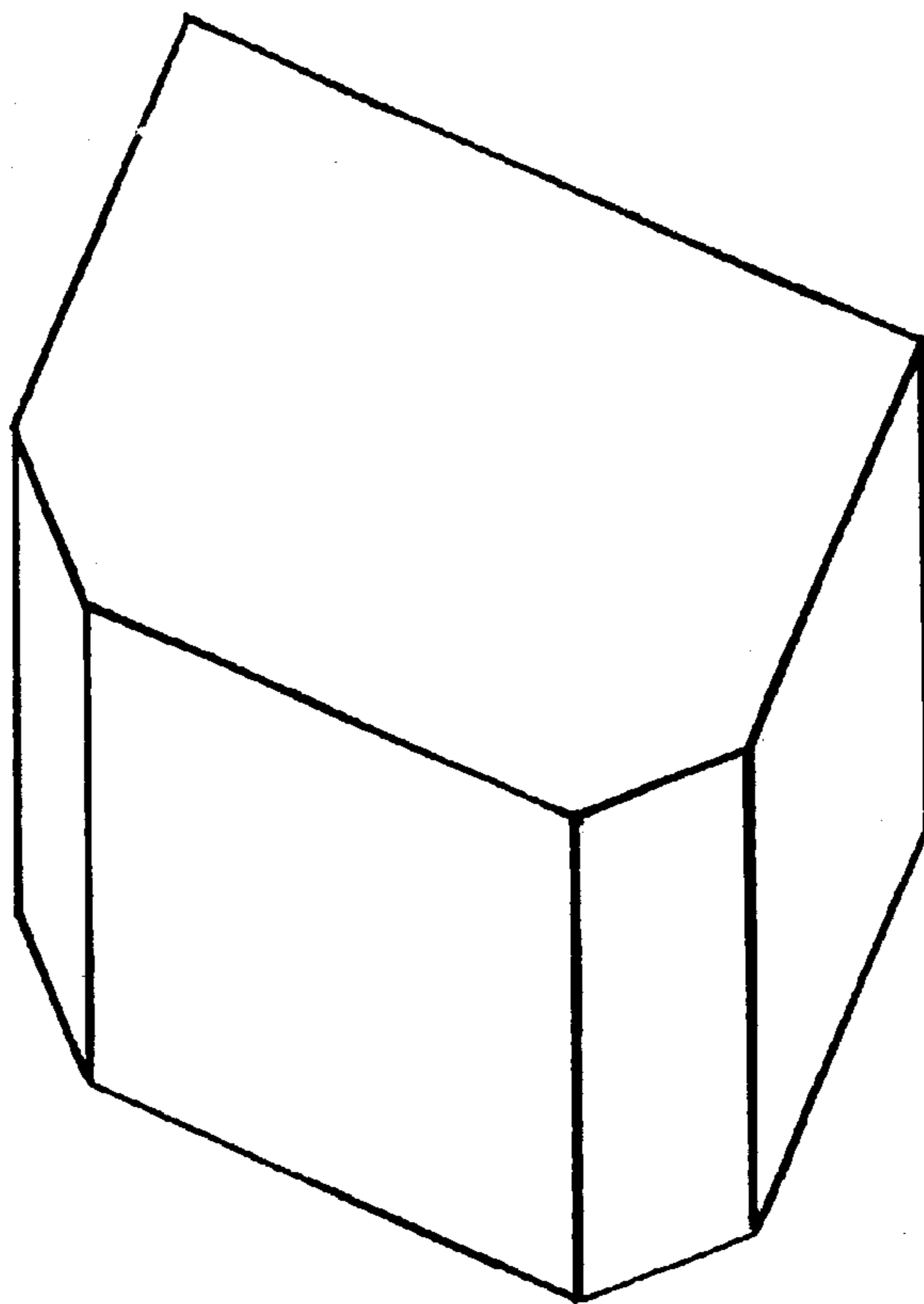


Figure 2




Figure 3

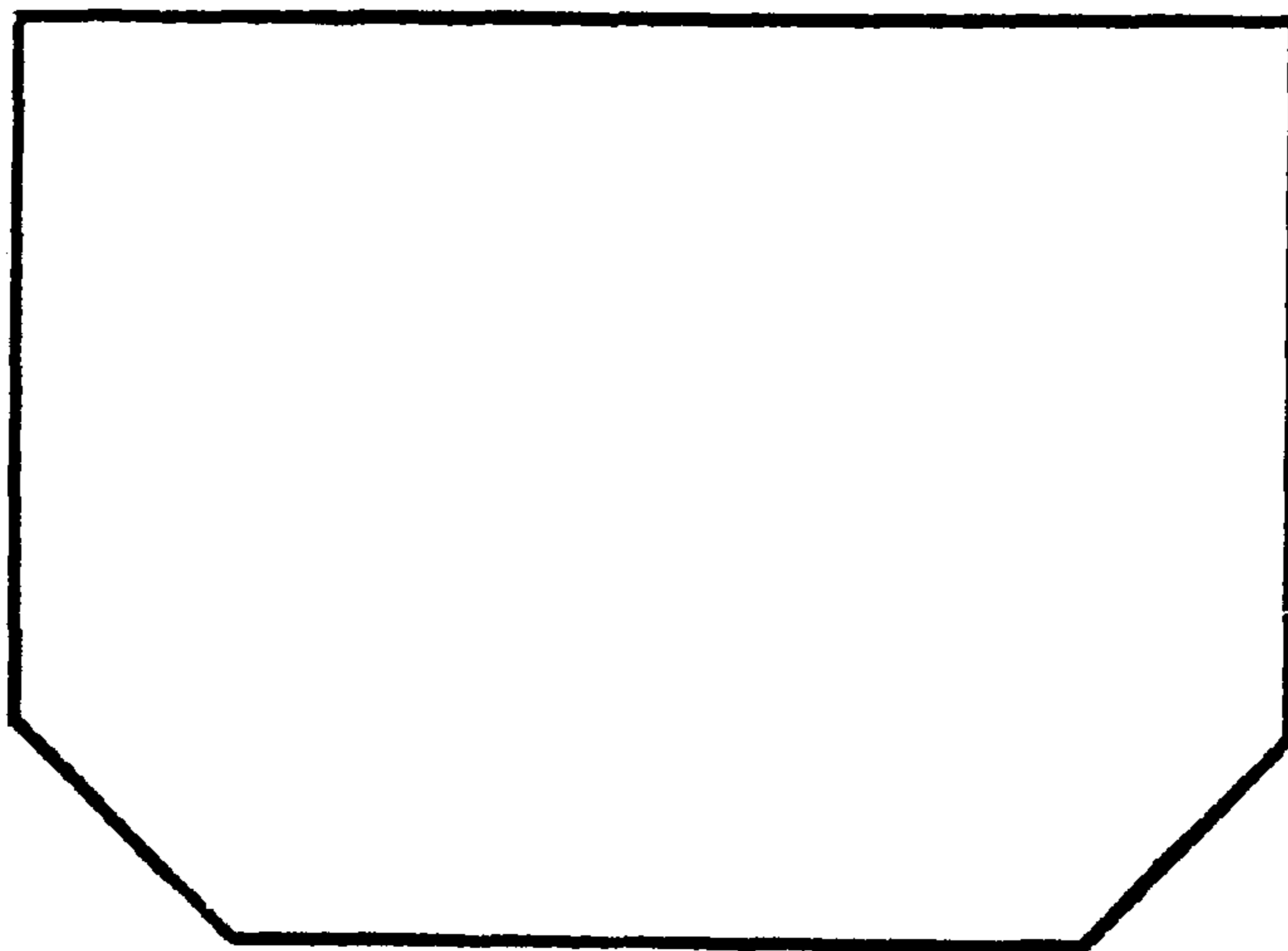


Figure 4