



US00D538603S

(12) **United States Design Patent**
Garrard et al.

(10) **Patent No.:** **US D538,603 S**

(45) **Date of Patent:** **** Mar. 20, 2007**

(54) **ATTACHABLE BEVERAGE COASTER**

D409,359 S * 5/1999 Condi D2/916
D490,594 S * 6/2004 Wiirre D2/917

(76) Inventors: **Carrie Olsen Garrard**, 526 Cooper Dr., Benicia, CA (US) 94510; **Ian Robert Garrard**, 526 Cooper Dr., Benicia, CA (US) 94510

* cited by examiner

Primary Examiner—Terry A. Wallace

(**) Term: **14 Years**

(57) **CLAIM**

The ornamental design for a attachable beverage coaster, as shown and described.

(21) Appl. No.: **29/261,740**

(22) Filed: **Jun. 19, 2006**

DESCRIPTION

(51) **LOC (8) Cl.** **07-01**

(52) **U.S. Cl.** **D7/625**

(58) **Field of Classification Search** D7/619.1–625,
D7/604, 606; D2/916, 917, 897; 248/346.11,
248/311.2; 220/737; 215/393–398

FIG. 1 is a perspective view of an attachable beverage coaster showing our new design, the broken lines showing the glass are for illustrative purposes only and form no part of the claimed design;

FIG. 2 is a top view thereof;

FIG. 3 is a front view thereof;

FIG. 4 is a back view thereof;

FIG. 5 is a right side view, the left hand view being a mirror image thereof; and,

FIG. 6 is a bottom view.


See application file for complete search history.

(56) **References Cited**

U.S. PATENT DOCUMENTS

D349,217 S * 8/1994 Spencer D7/625

1 Claim, 1 Drawing Sheet



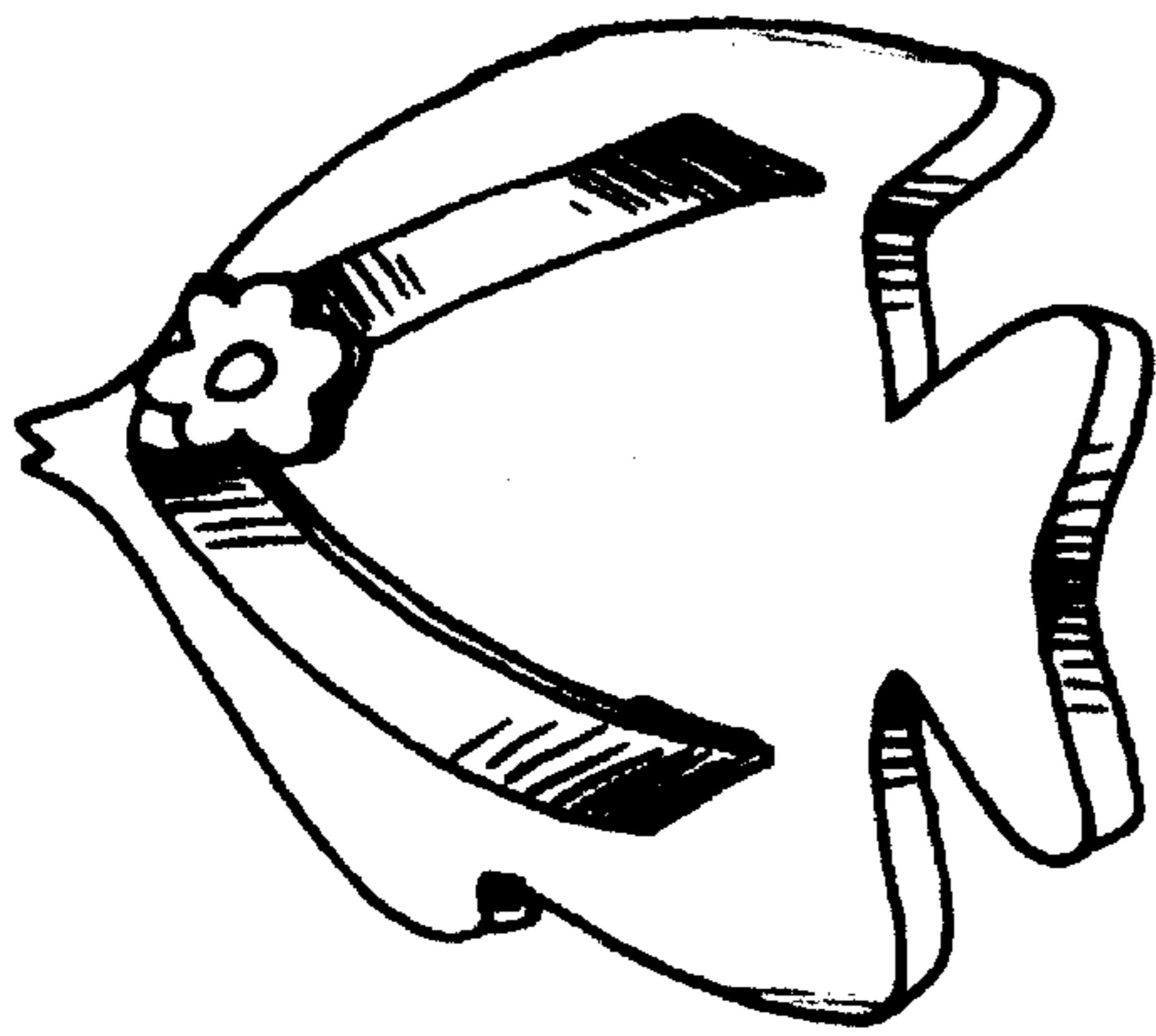


Fig. 2




Fig. 3



Fig. 4




Fig. 5

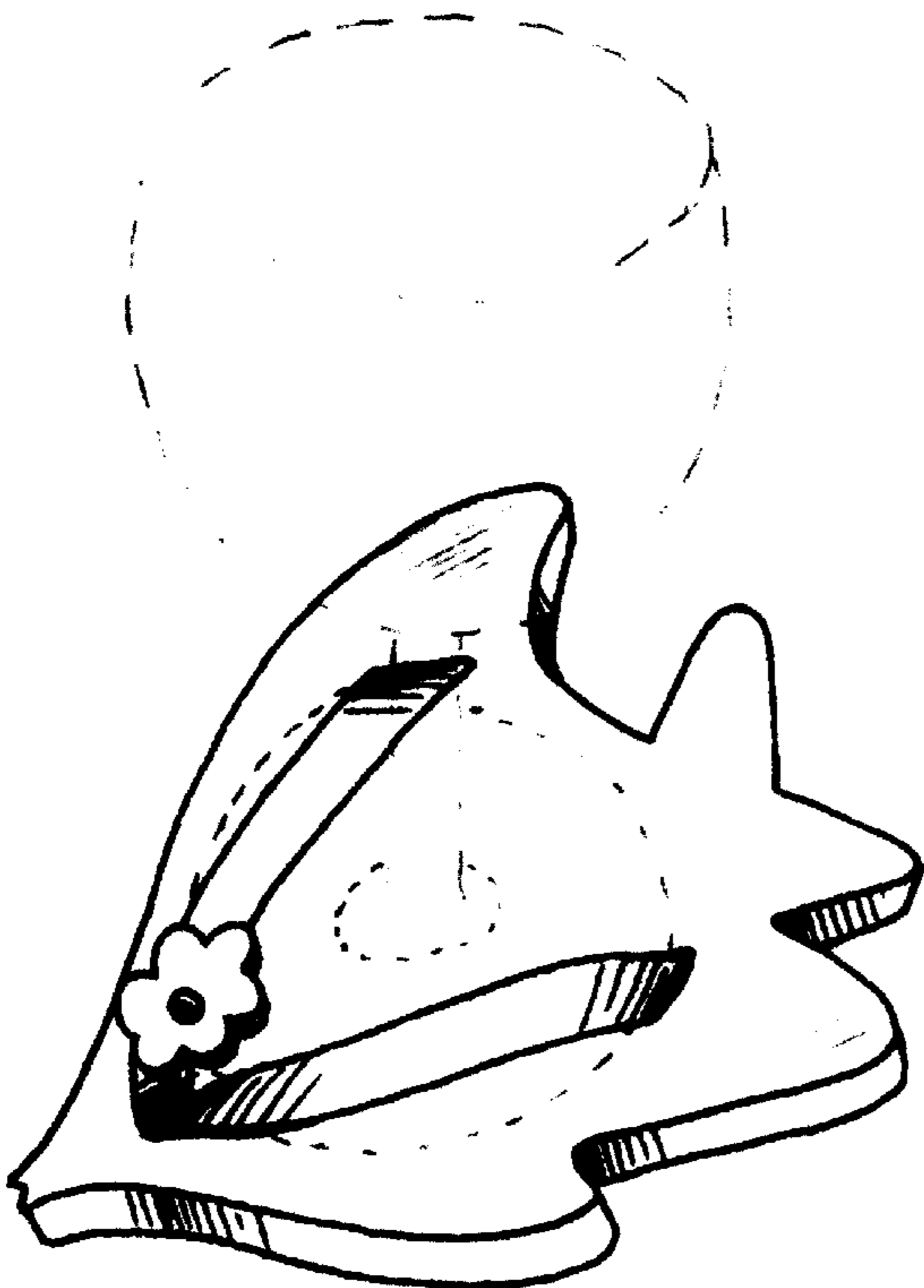


Fig. 1

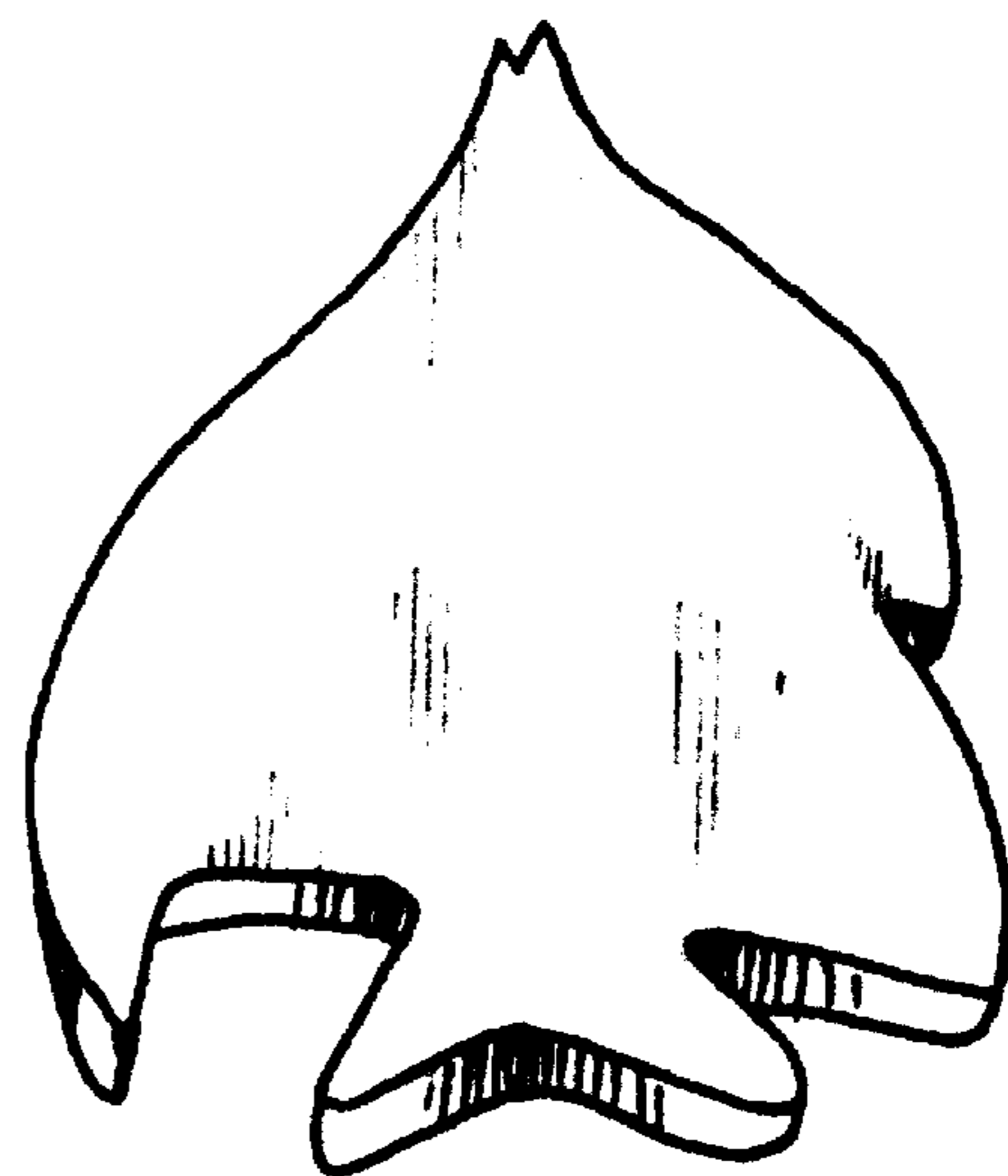


Fig. 6