



US00D538598S

(12) **United States Design Patent**
Haataja

(10) **Patent No.: US D538,598 S**

(45) **Date of Patent: ** Mar. 20, 2007**

- (54) **CUP**
- (75) **Inventor: Liisa Haataja**, Easton, PA (US)
- (73) **Assignee: WKI Holding Company, Inc.**,
Rosemont, IL (US)
- (**) **Term: 14 Years**

- D483,611 S * 12/2003 Diak Ghanem D7/523
- D483,615 S * 12/2003 Norris et al. D7/533
- D489,574 S * 5/2004 Copeland D7/536
- D502,633 S * 3/2005 Liu D7/523
- D507,152 S * 7/2005 Trombly D7/536
- D508,594 S * 8/2005 Snell D34/1
- D517,369 S * 3/2006 Harris et al. D7/509
- D526,848 S * 8/2006 Bodum D7/523

- (21) **Appl. No.: 29/220,512**
- (22) **Filed: Dec. 30, 2004**
- (51) **LOC (8) Cl. 07-01**
- (52) **U.S. Cl. D7/536; D7/523**
- (58) **Field of Classification Search** D7/509,
D7/510, 511, 523, 531, 532, 533, 53; D24/197,
D24/199; 220/703, 592.1, 592.17, 719, 603,
220/715, 212, 711, 713; 215/376, 388, 387,
215/12.1, DIG. 7; D9/530, 525, 446; 229/400
See application file for complete search history.

OTHER PUBLICATIONS

Costa, Janice Anne, "International Trends Design Excellence," Kitchen & Bath Design News, Jan. 2005, p. 76, USA.

Images of Wawa® brand storage container, obtained by Applicant Sep. 2004.

* cited by examiner

Primary Examiner—M. N. Pandozzi

(74) *Attorney, Agent, or Firm*—McDermott Will & Emery LLP

(56) **References Cited**

U.S. PATENT DOCUMENTS

- D38,248 S * 9/1906 Helmer D7/523
- 1,128,216 A * 2/1915 Anderson 215/382
- D47,354 S * 5/1915 Anderson D7/523
- 2,895,636 A * 7/1959 Martin 220/574
- D203,402 S * 1/1966 Winblad D7/536
- D212,592 S * 11/1968 Metzler D7/531
- D222,732 S * 12/1971 Howard D7/536
- D255,967 S * 7/1980 Andersen D7/536
- D276,782 S * 12/1984 Unger D7/536
- D277,353 S * 1/1985 Everhan D7/536
- D433,205 S * 10/2000 Cayouette D34/1
- D460,324 S * 7/2002 Norris et al. D7/533
- D462,239 S * 9/2002 Schibuola D7/534
- D463,954 S * 10/2002 Wellner D7/536
- 6,511,031 B2 * 1/2003 Lin 248/346.11
- D469,658 S * 2/2003 Norris et al. D7/523
- 6,634,417 B1 * 10/2003 Kolowich 165/10

(57) **CLAIM**

I claim the ornamental design for a cup, as shown and described.

DESCRIPTION

FIG. 1 is a perspective view of a cup according to the new design;
 FIG. 2 is a front view thereof, the rear view being a mirror image thereof;
 FIG. 3 is a left side elevation view of the cup shown in FIG. 1;
 FIG. 4 is a right side elevation view of the cup shown in FIG. 1;
 FIG. 5 is a top view of the cup shown in FIG. 1; and,
 FIG. 6 is a bottom view of the cup shown in FIG. 1.
 The broken lines in the drawings are for illustrative purposes only and form no part of the claimed design.

1 Claim, 1 Drawing Sheet




FIG. 1




FIG. 2




FIG. 3

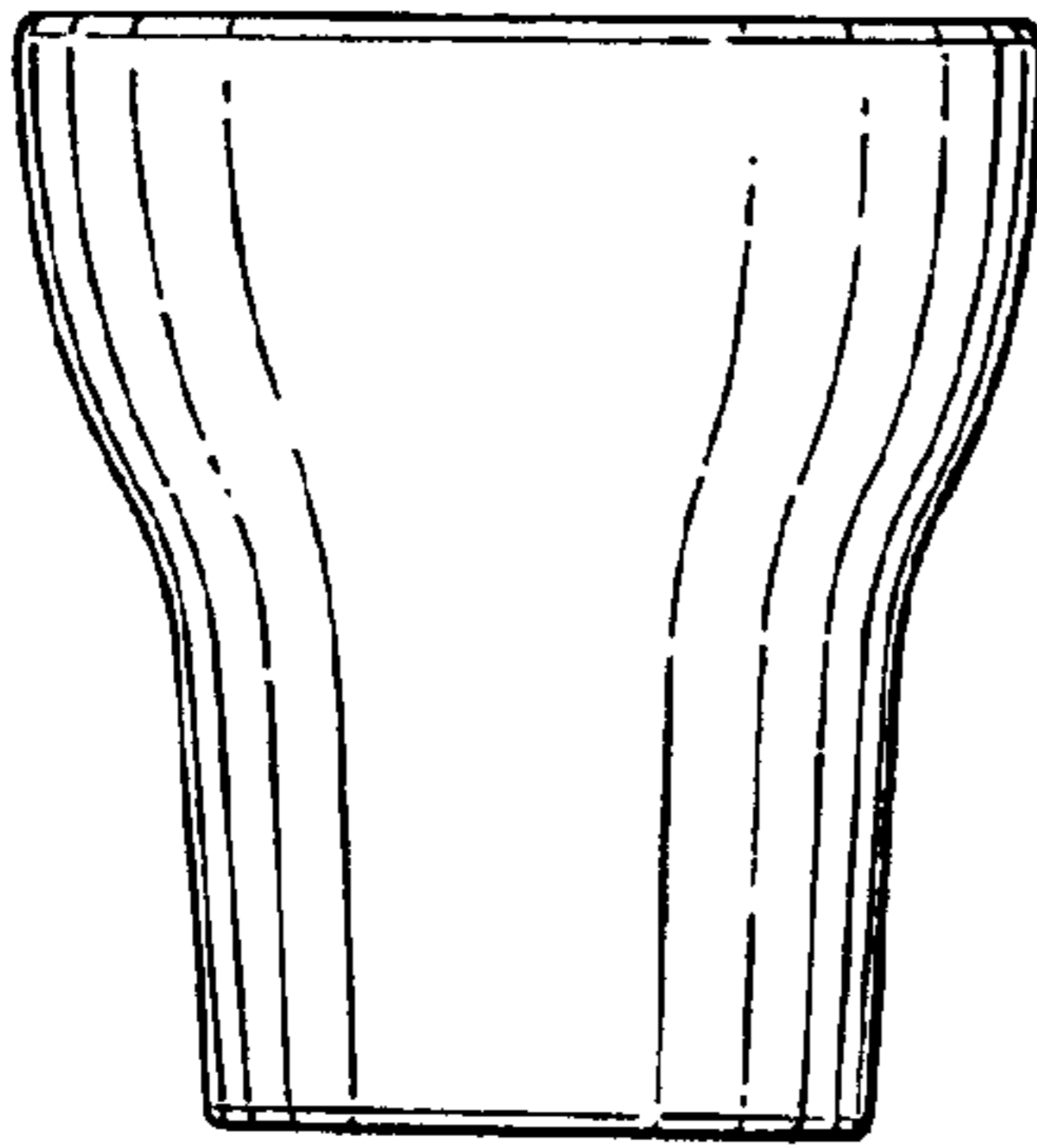


FIG. 4

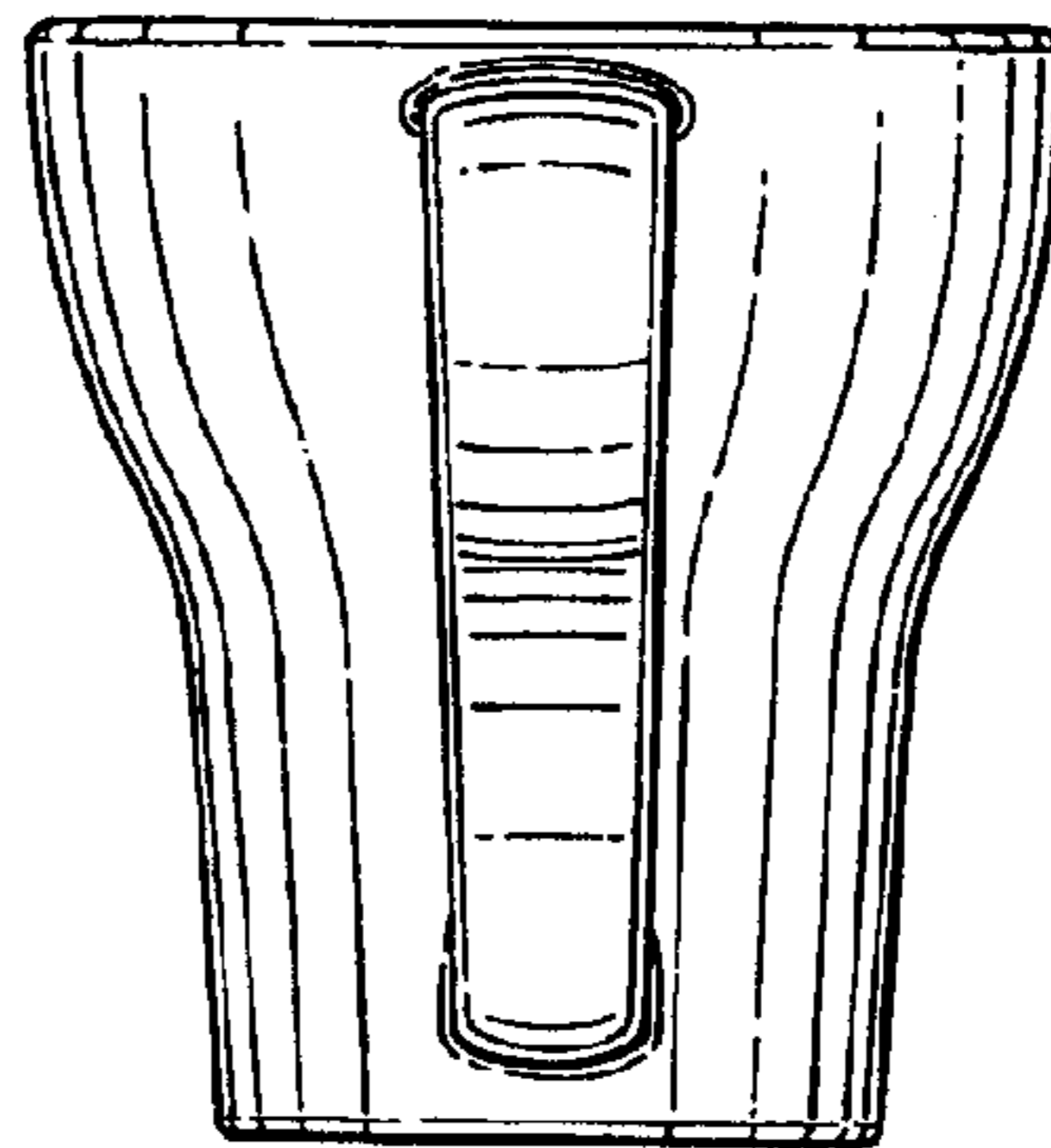


FIG. 5

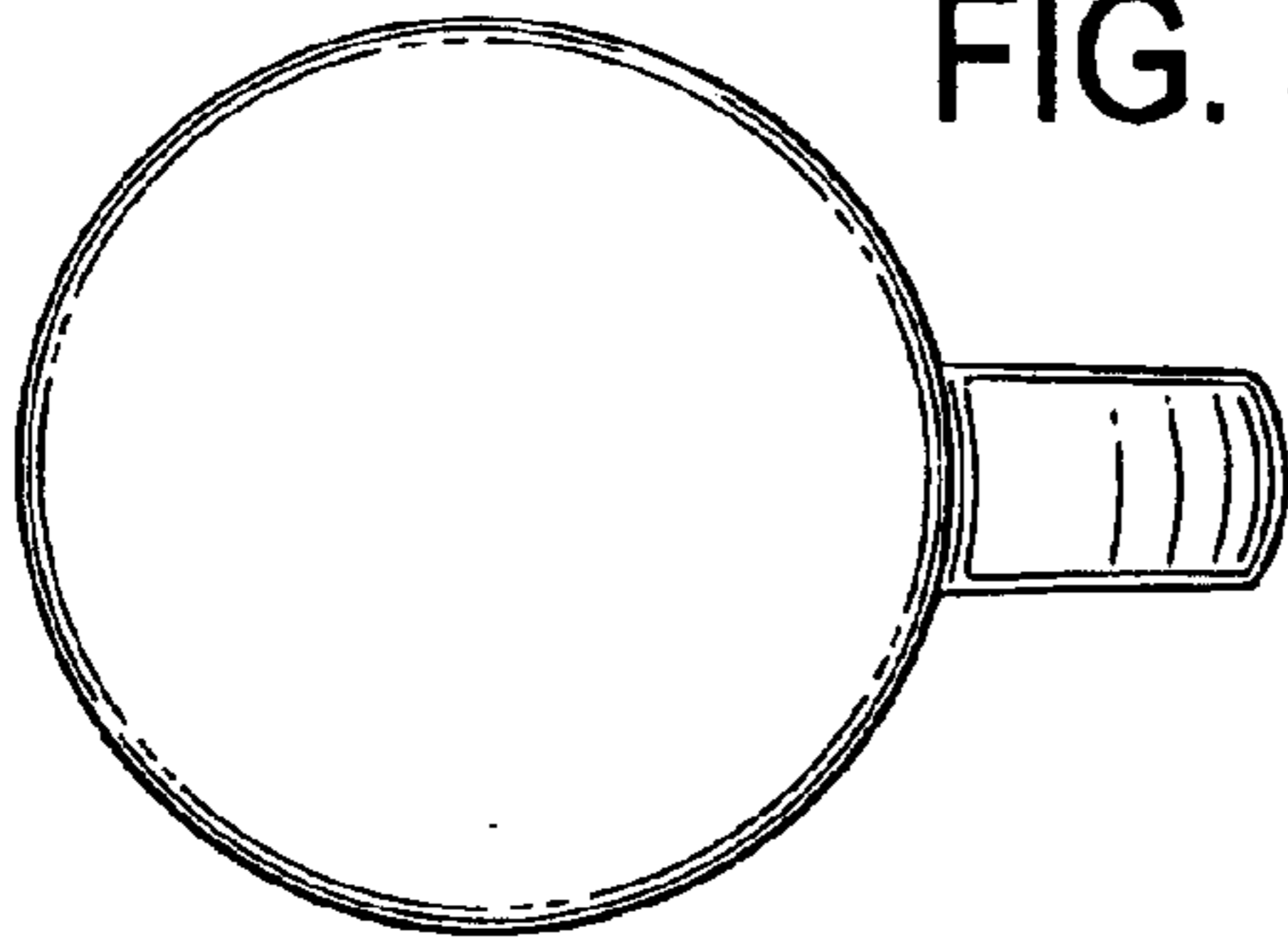


FIG. 6

