



US00D538597S

(12) **United States Design Patent**  
**Kim**

(10) **Patent No.:** **US D538,597 S**  
(45) **Date of Patent:** **\*\* Mar. 20, 2007**

(54) **WATER BOTTLE**

(75) Inventor: **Chang-Ho Kim**, Incheon (KR)

(73) Assignee: **Hana Cobi Co., Ltd.**, Seoul (KR)

(\*\*) Term: **14 Years**

(21) Appl. No.: **29/223,208**

(22) Filed: **Feb. 11, 2005**

(30) **Foreign Application Priority Data**

Sep. 22, 2004 (KR) ..... 30-2004-0029469  
Sep. 22, 2004 (KR) ..... 30-2004-0029468

(51) **LOC (8) Cl.** ..... **07-01**

(52) **U.S. Cl.** ..... **D7/510; D7/511; D7/523**

(58) **Field of Classification Search** ..... D7/509,  
D7/510, 511, 523, 531, 532, 533, 536; D24/197,  
D24/199; 220/703, 592.16, 592.17, 719,  
220/603, 715, 212, 711, 713; 215/376, 388,  
215/387, 12.1, DIG. 7; D9/530, 525, 446;  
229/400

See application file for complete search history.

(56) **References Cited**

**U.S. PATENT DOCUMENTS**

5,088,614 A \* 2/1992 Dumestre ..... 220/713  
D356,160 S \* 3/1995 Cautereels ..... D24/197  
D382,811 S \* 8/1997 Kotyuk et al. .... D9/542  
D437,229 S \* 2/2001 Andrew ..... D9/516

6,250,487 B1 \* 6/2001 Tebeau ..... 215/11.1  
D460,560 S \* 7/2002 Chomik et al. .... D24/197  
D460,894 S \* 7/2002 Ziegenfus et al. .... D7/523  
D478,779 S \* 8/2003 Stamper et al. .... D7/510  
D480,267 S \* 10/2003 Freed et al. .... D7/510  
D490,651 S \* 6/2004 Ford et al. .... D7/509  
D505,830 S \* 6/2005 Smith et al. .... D7/509  
D510,235 S \* 10/2005 Sorensen ..... D7/510  
D519,784 S \* 5/2006 Karp ..... D7/523  
D521,803 S \* 5/2006 Bieger ..... D7/396.4  
D522,372 S \* 6/2006 Wang et al. .... D9/542  
D528,861 S \* 9/2006 Herrera ..... D7/510  
D528,862 S \* 9/2006 Li ..... D7/510

\* cited by examiner

*Primary Examiner*—M. N. Pandozzi

(74) *Attorney, Agent, or Firm*—Birch, Stewart, Kolasch & Birch, LLP

(57) **CLAIM**

The ornamental design for a water bottle, as shown.

**DESCRIPTION**

FIG. 1 is a perspective view of the water bottle showing my new design;

FIG. 2 is a front view thereof;

FIG. 3 is a rear view thereof;

FIG. 4 is a left side view thereof;

FIG. 5 is a right side view thereof;

FIG. 6 is a top view thereof; and,

FIG. 7 is a bottom view thereof.

**1 Claim, 6 Drawing Sheets**

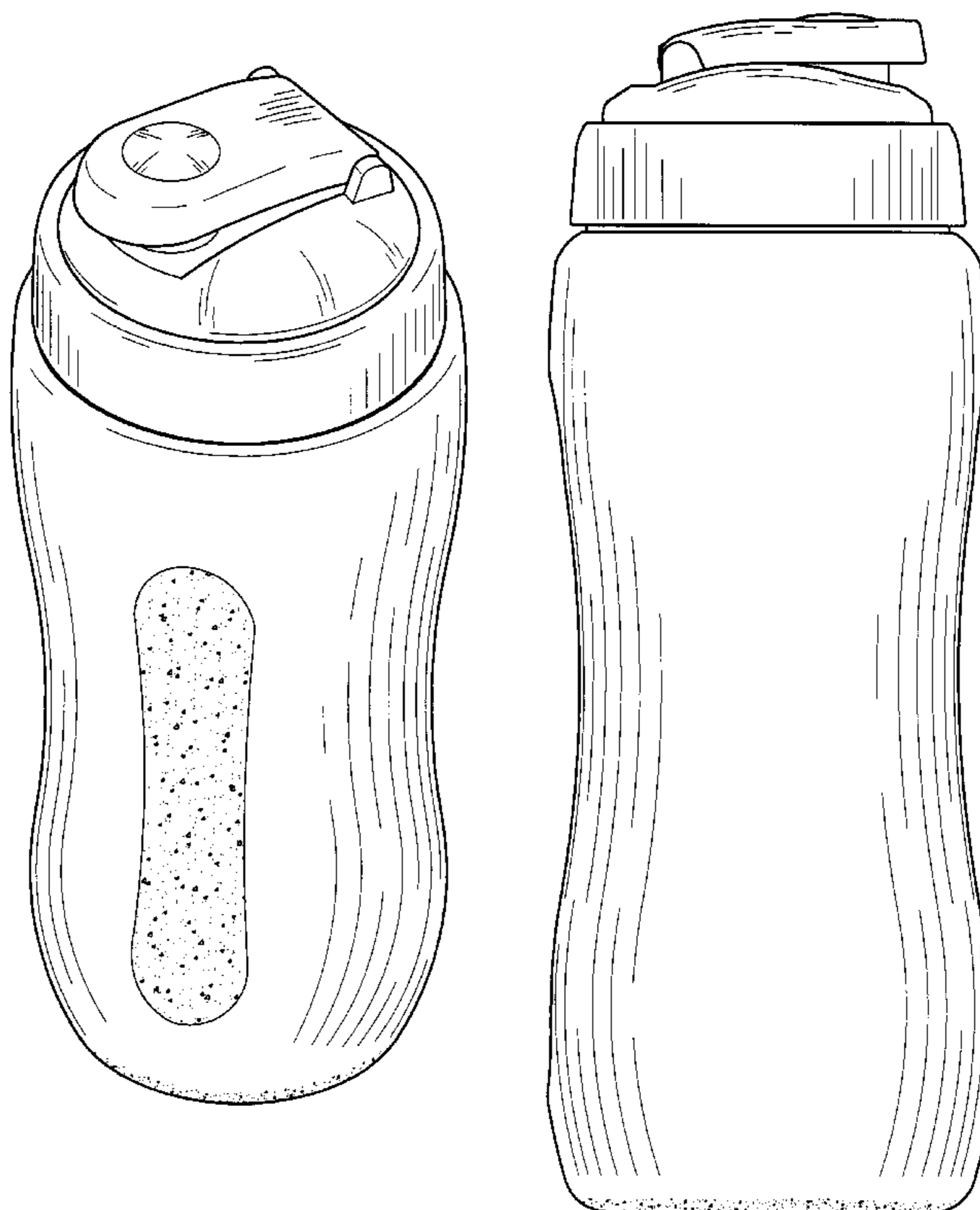


Fig. 1

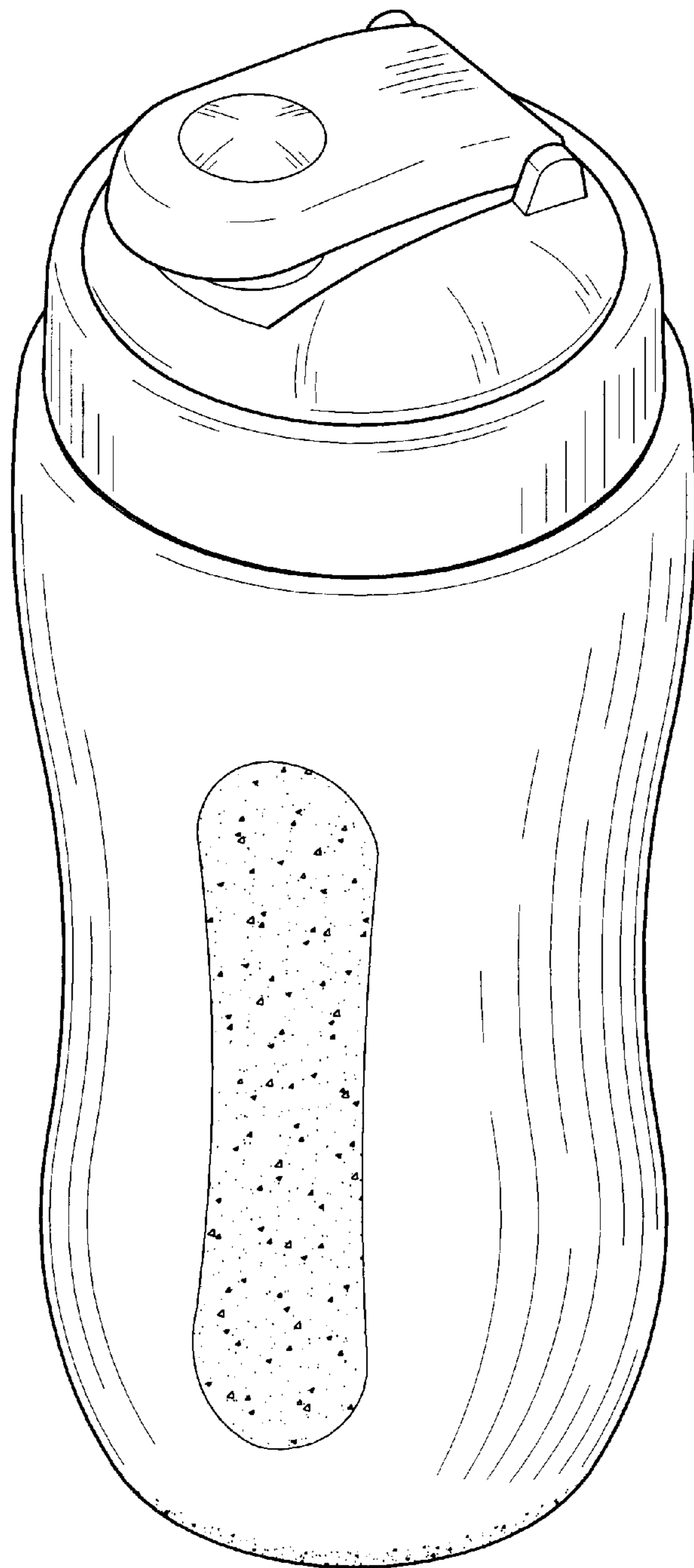


Fig.2

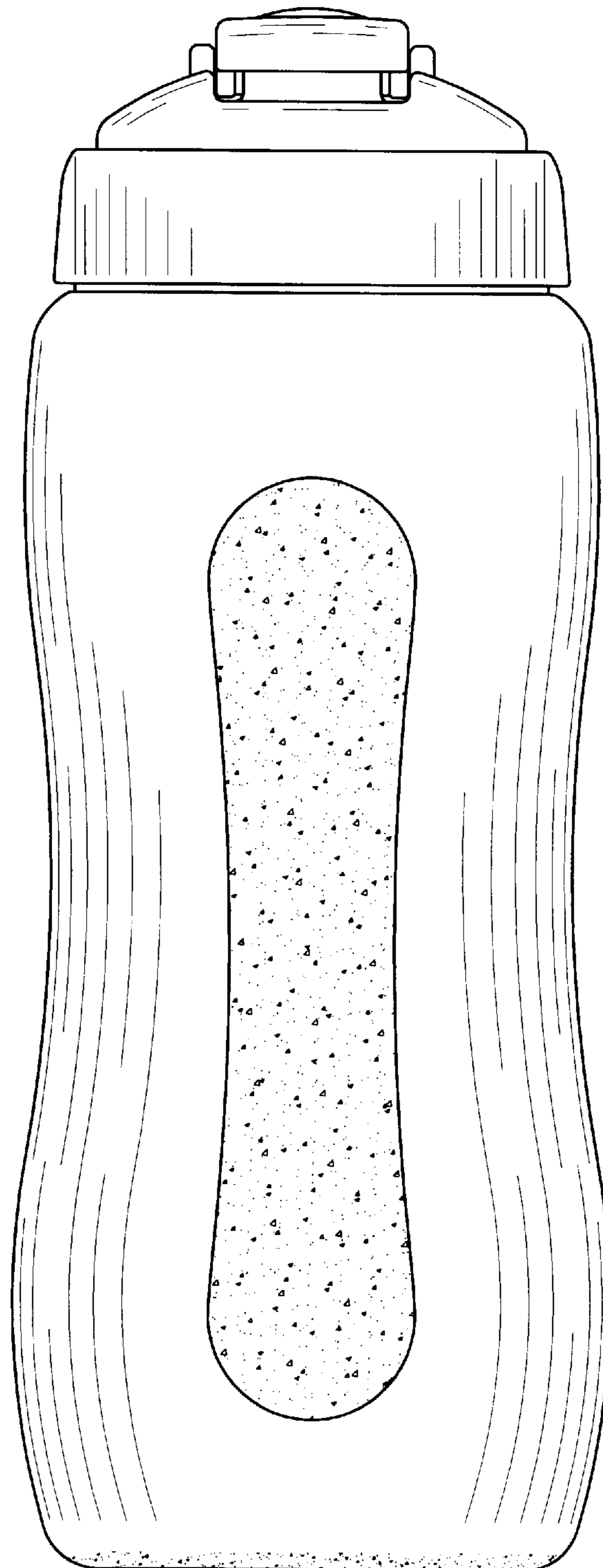


Fig.3

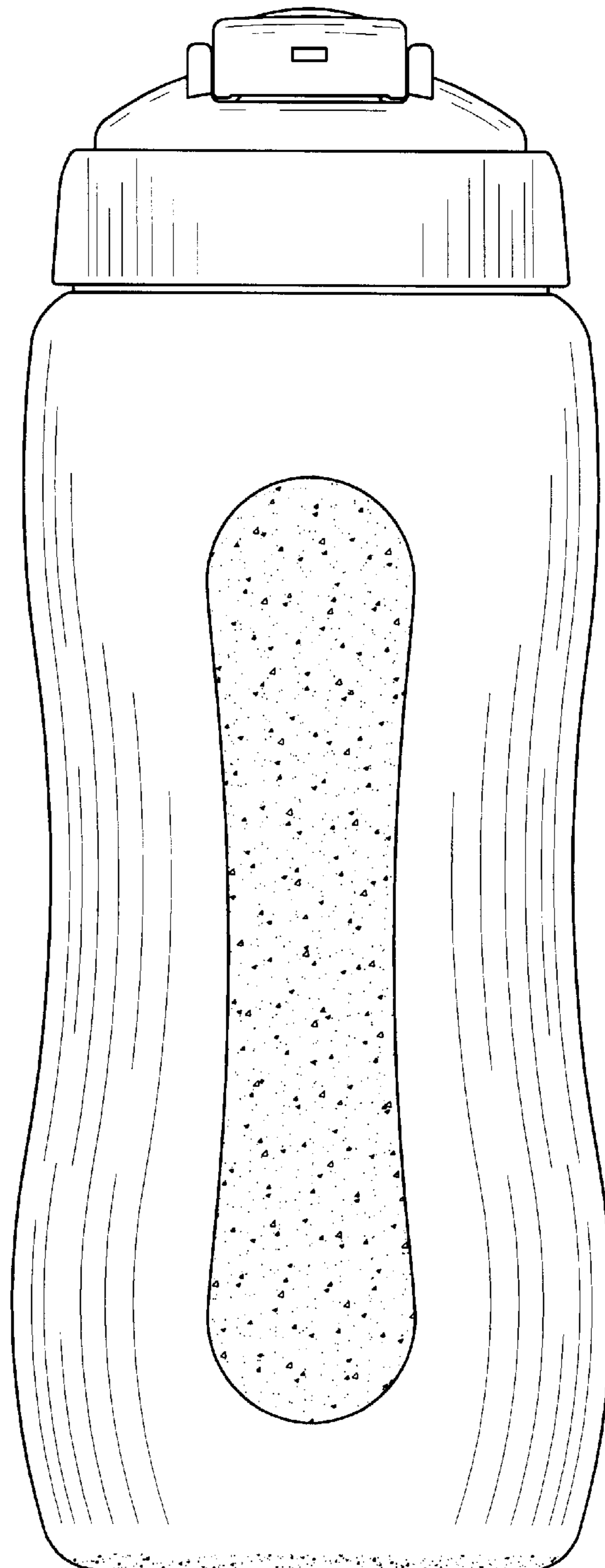


Fig.4

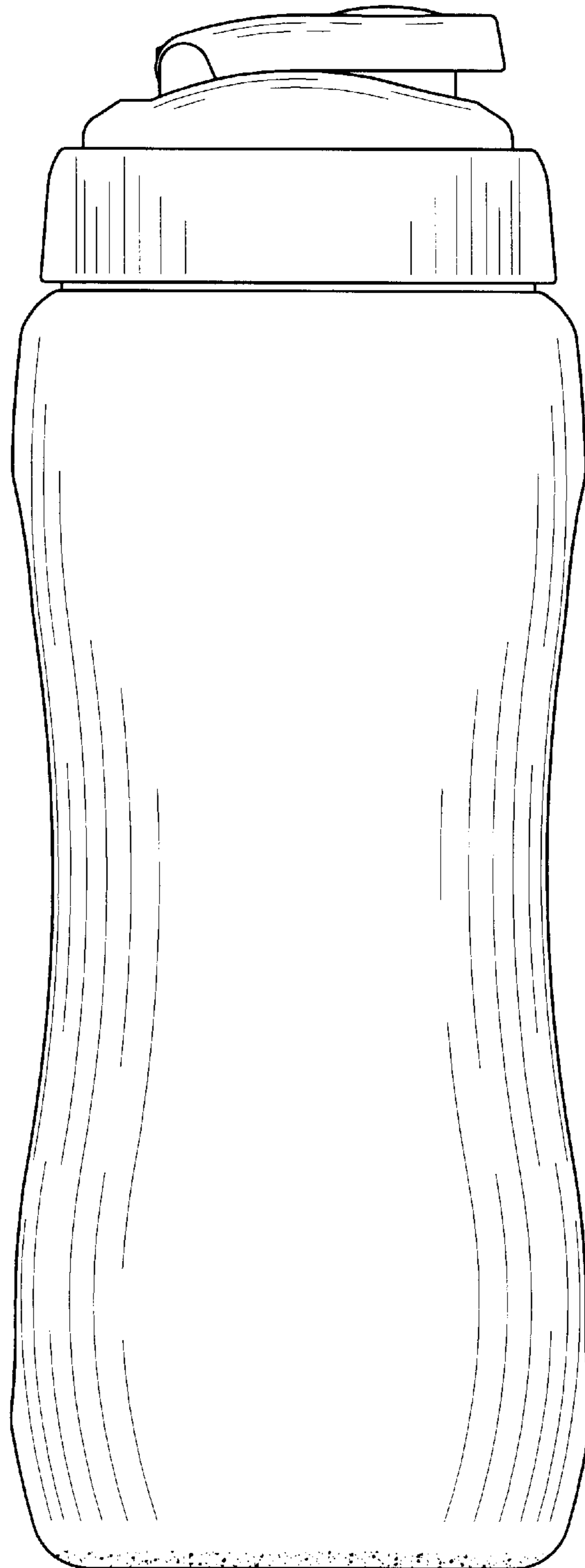


Fig.5

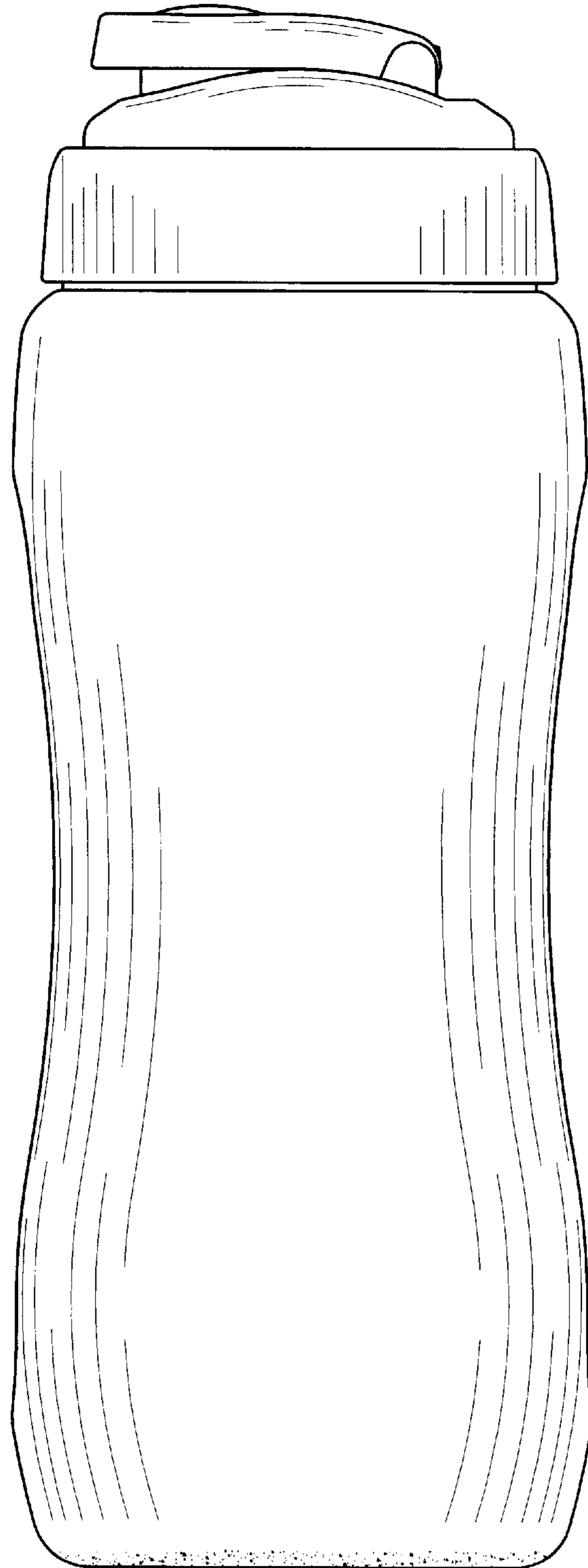


Fig.6

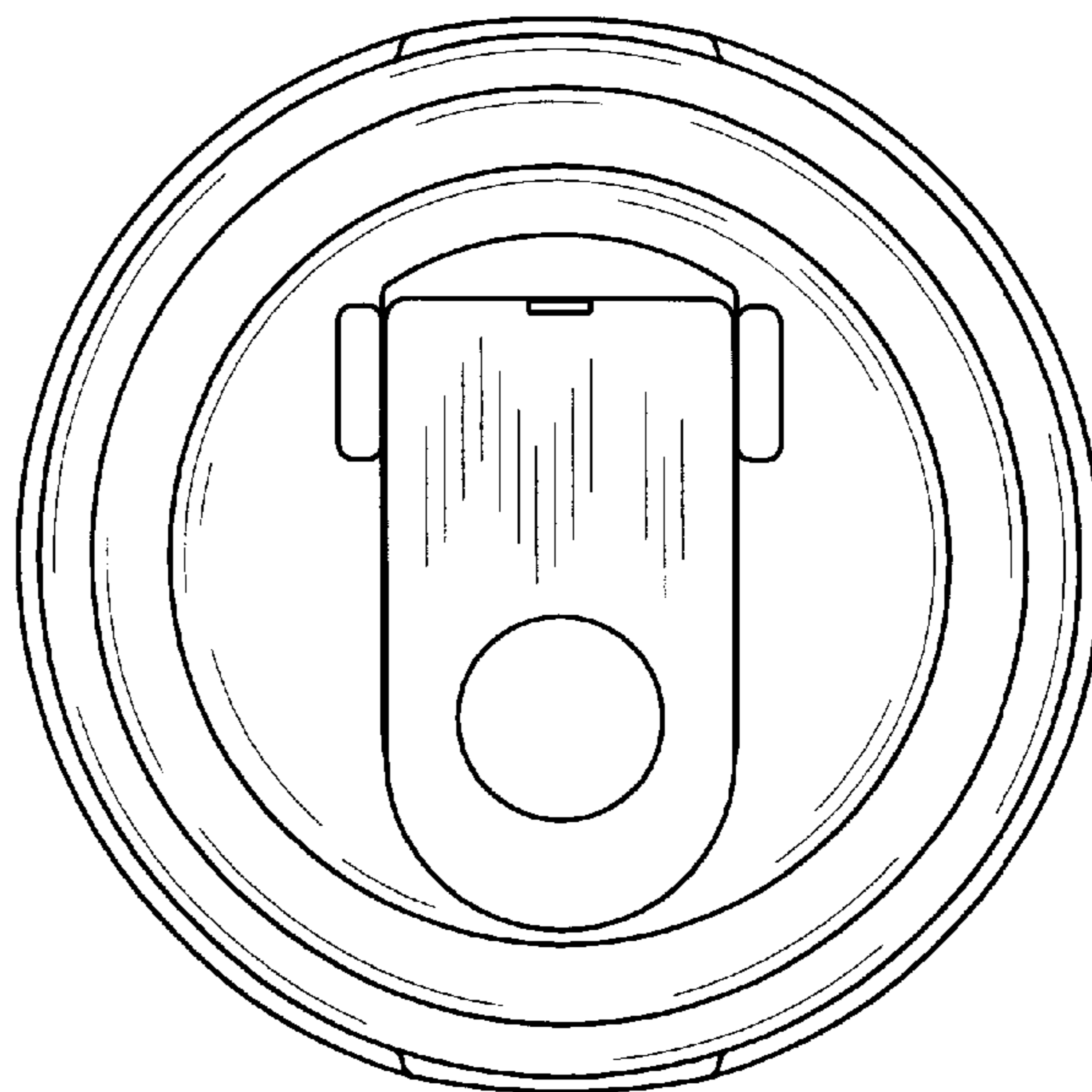


Fig.7

