



US00D538592S

(12) **United States Design Patent**  
**McKenzie**

(10) **Patent No.:** **US D538,592 S**  
(45) **Date of Patent:** **\*\* Mar. 20, 2007**

(54) **BARBEQUE LID**

(75) Inventor: **Stuart T. McKenzie**, Wyevale (CA)

(73) Assignee: **Fiesta Barbeques Limited**, Brampton (CA)

(\*\*) Term: **14 Years**

(21) Appl. No.: **29/237,517**

(22) Filed: **Sep. 2, 2005**

(30) **Foreign Application Priority Data**

Mar. 4, 2005 (CA) ..... 110257

(51) **LOC (8) Cl.** ..... **07-02**

(52) **U.S. Cl.** ..... **D7/402**

(58) **Field of Classification Search** ..... D7/332,  
D7/334-337, 402-405, 417; 126/25 R, 25 A,  
126/25 AA, 25 B, 41 R, 50, 59, 59.5, 37 R,  
126/9 R, 9 B, 29-30, 276, 332, 334; 211/215,  
211/134-135, 153; 99/340, 481-482, 444;  
426/314; 312/236

See application file for complete search history.

(56) **References Cited**

**U.S. PATENT DOCUMENTS**

- D377,734 S 2/1997 Bird et al.
- D433,279 S \* 11/2000 Schlosser et al. .... D7/402
- D435,396 S 12/2000 Wagner
- D436,004 S 1/2001 Wagner
- D461,359 S \* 8/2002 Coleman et al. .... D7/334
- D462,227 S \* 9/2002 Alden et al. .... D7/334

- D462,234 S 9/2002 Alden et al.
- D470,357 S 2/2003 Home
- D471,057 S \* 3/2003 Chung ..... D7/334
- D471,761 S \* 3/2003 Choi et al. .... D7/402
- D472,422 S 4/2003 Pai
- D472,756 S 4/2003 Pai
- D491,414 S \* 6/2004 Nichols et al. .... D7/402
- D494,009 S \* 8/2004 Joss et al. .... D7/402
- D521,308 S 5/2006 Tseng
- 2002/0020303 A1 2/2002 Johnson
- 2002/0020405 A1 2/2002 Coleman et al.
- 2003/0029436 A1 2/2003 Cerden et al.
- 2004/0154608 A1 8/2004 Ward et al.

\* cited by examiner

*Primary Examiner*—Ruth McInroy

(74) *Attorney, Agent, or Firm*—McCarthy Tétrault LLP;  
Christopher N. Hunter

(57) **CLAIM**

The ornamental design for barbeque lid, as shown and described.

**DESCRIPTION**

FIG. 1 is an isometric view of a barbeque lid showing the new design;

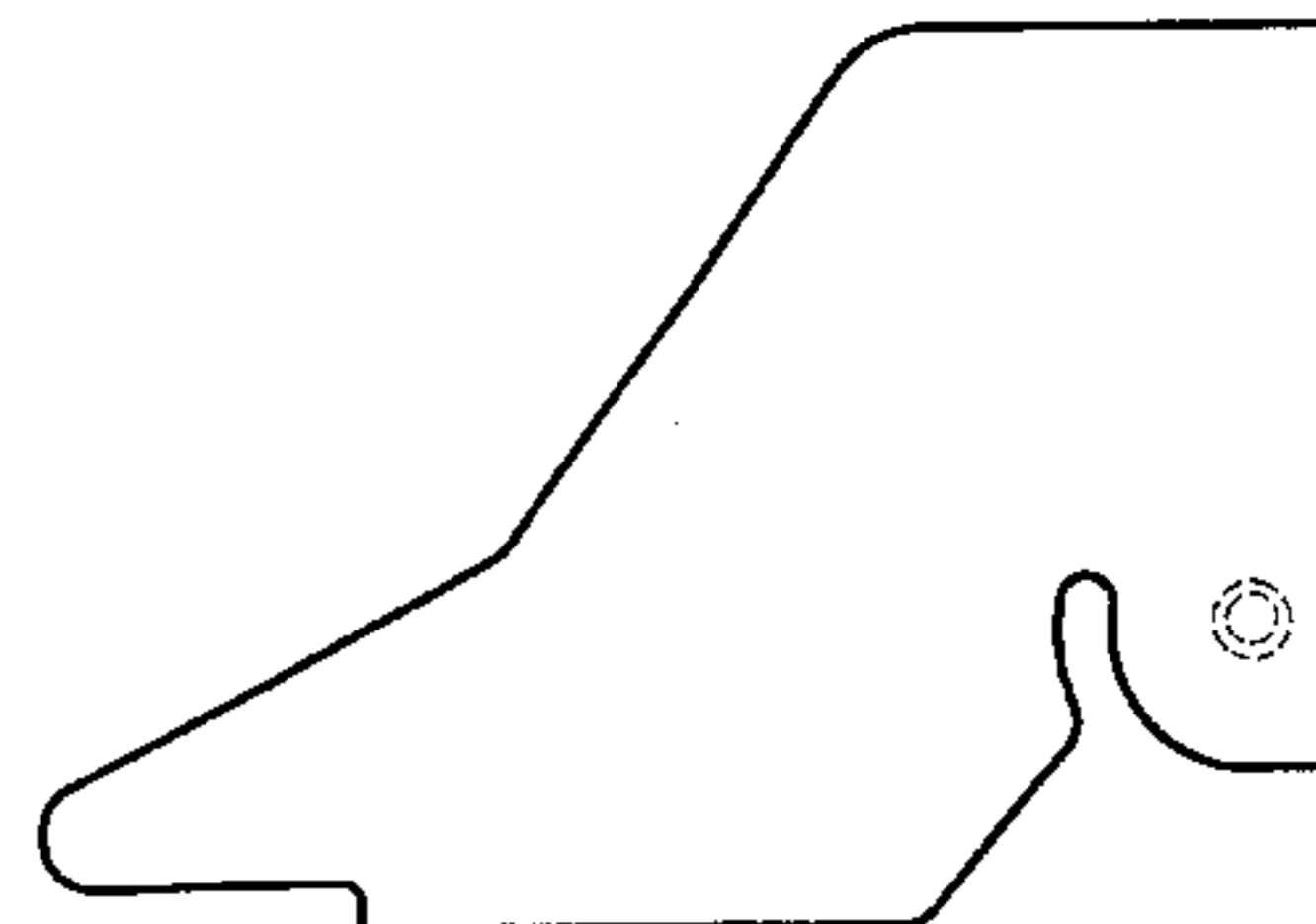


FIG. 2 is a front view of the barbeque lid of FIG. 1;

FIG. 3 is a side view of the barbeque lid of FIG. 1; and,

FIG. 4 is a top view of the barbeque lid of FIG. 1.

The design is shown in solid lines in the drawings. Any broken lines in the drawings are for illustrative purposes only and form no part of the design.

**1 Claim, 4 Drawing Sheets**






Figure 1




Figure 2

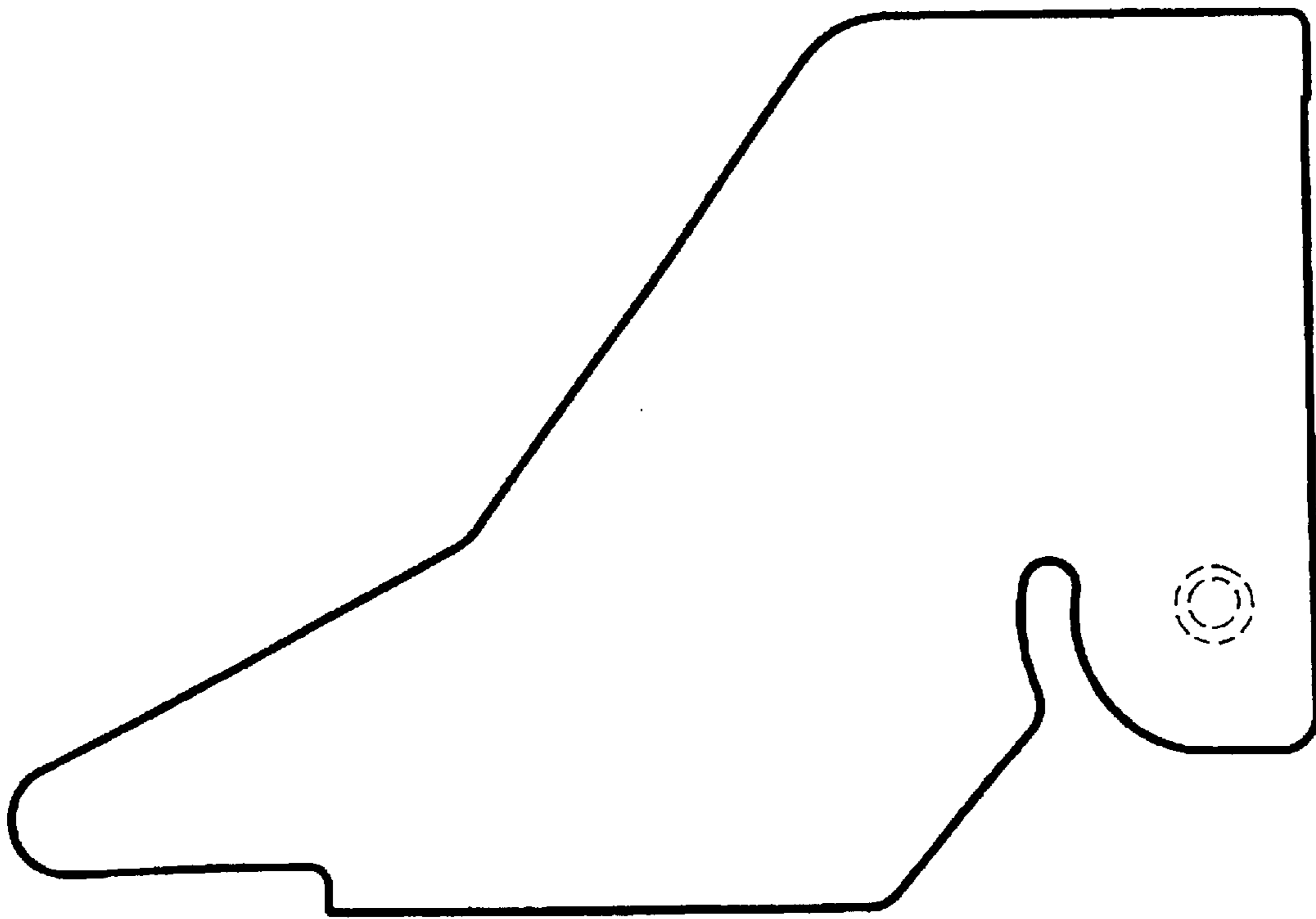


Figure 3

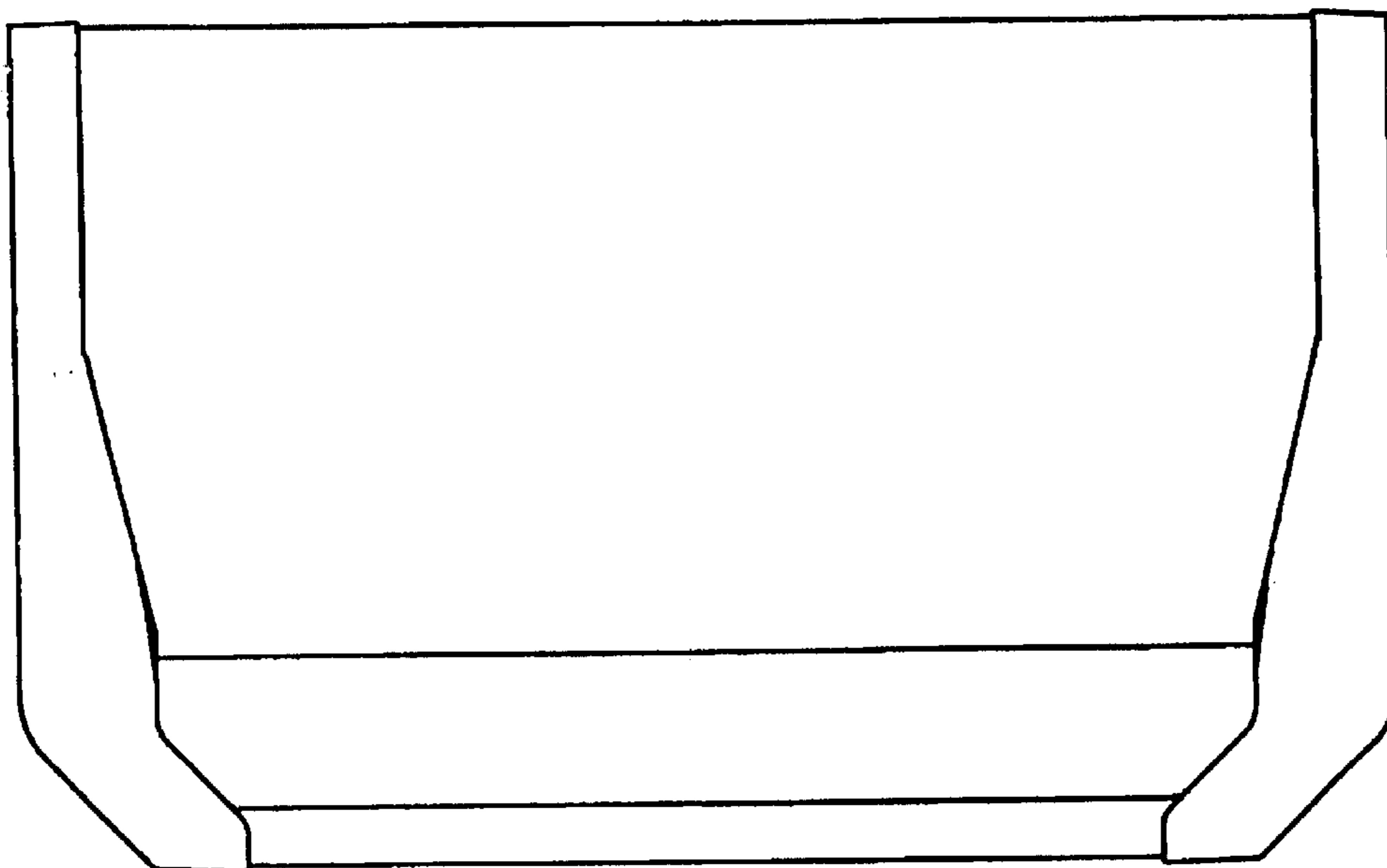


Figure 4