



US00D538590S

(12) **United States Design Patent**
Stahl

(10) **Patent No.:** **US D538,590 S**

(45) **Date of Patent:** **** Mar. 20, 2007**

(54) **KNIFE HANDLE**

(75) Inventor: **Jesper Stahl**, Bankeryd (SE)

(73) Assignee: **IVO Cutelarias, LDA**, Santa Catarina (PT)

(**) Term: **14 Years**

(21) Appl. No.: **29/218,388**

(22) Filed: **Dec. 2, 2004**

(30) **Foreign Application Priority Data**

Jun. 2, 2004 (EM) 000190137-0001

(51) **LOC (8) Cl.** **07-02**

(52) **U.S. Cl.** **D7/395**

(58) **Field of Classification Search** D7/393-395,
D7/688, 691-693, 694, 696, 381, 401.2, 642-647,
D7/649-652, 664; D8/107, 307; D4/138,
D4/129; 16/110.1, 430, 431; 30/340-344,
30/147-150

See application file for complete search history.

(56) **References Cited**

U.S. PATENT DOCUMENTS

D192,916 S * 5/1962 Zorn D7/649
D324,326 S * 3/1992 Lu D7/650
D442,826 S * 5/2001 Chien D7/401.2
D449,207 S * 10/2001 Miller D7/646
D458,510 S * 6/2002 Haataja D7/395

D458,511 S * 6/2002 Rorke D7/395
D460,900 S * 7/2002 Parlowski D7/649
D462,582 S * 9/2002 Parlowski D7/649
D483,643 S * 12/2003 Chien D8/107
D494,441 S * 8/2004 Chen D8/107
D499,301 S * 12/2004 Chen D7/401.2
D513,927 S * 1/2006 Chen D7/395

* cited by examiner

Primary Examiner—Holly H. Baynham

Assistant Examiner—Cynthia M. Chin

(74) *Attorney, Agent, or Firm*—Oblon, Spivak, McClelland,
Maier & Neustadt, P.C.

(57) **CLAIM**

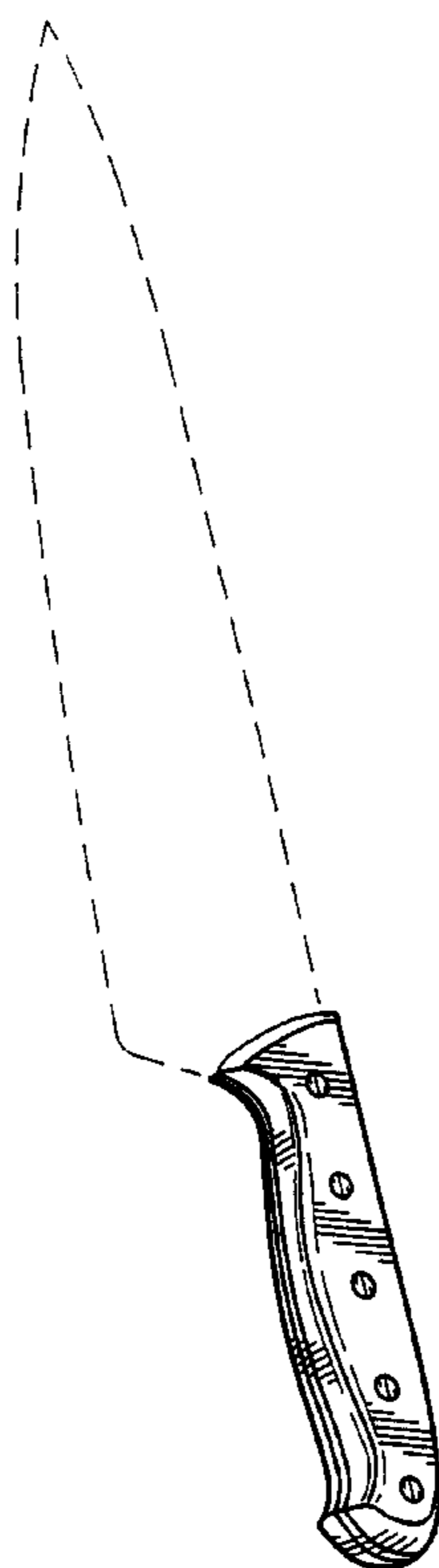
The ornamental design for a knife handle, as shown.

DESCRIPTION

FIG. 1 is a front, left side perspective view thereof;
FIG. 2 is a front elevational view thereof;
FIG. 3 is a front, right side perspective view thereof;
FIG. 4 is a bottom, front and right side perspective view thereof;
FIG. 5 is a top, left side perspective view thereof;
FIG. 6 is a front elevational view thereof;
FIG. 7 is a top plan view thereof; and,
FIG. 8 is a right side elevational view thereof.

The phantom line showing in the figures is for illustrative purposes only and forms no part of the claim design.

1 Claim, 8 Drawing Sheets



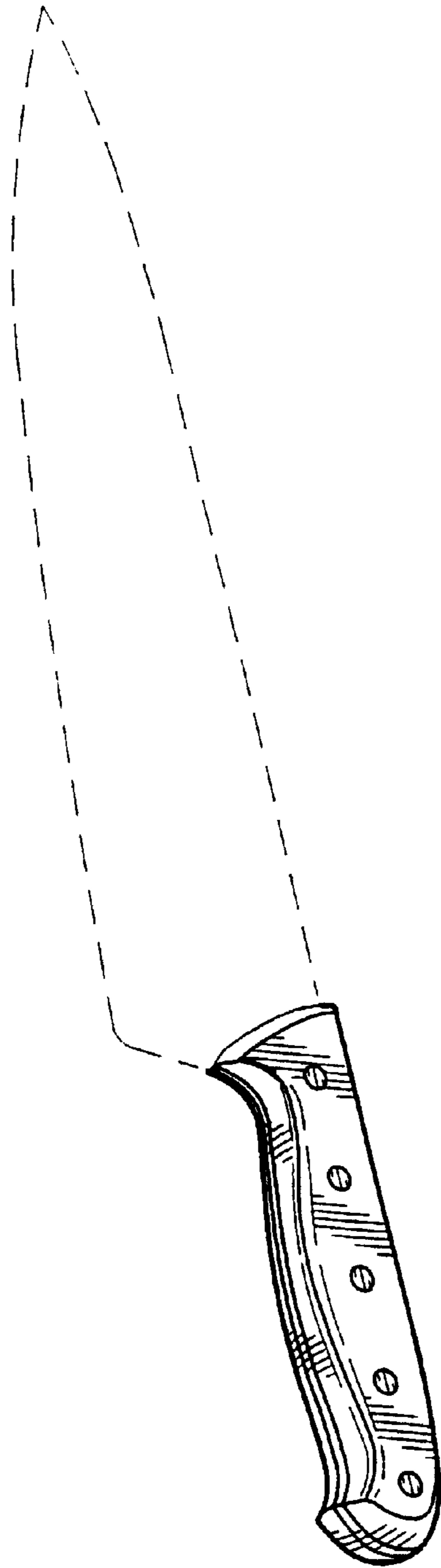


Fig. 1

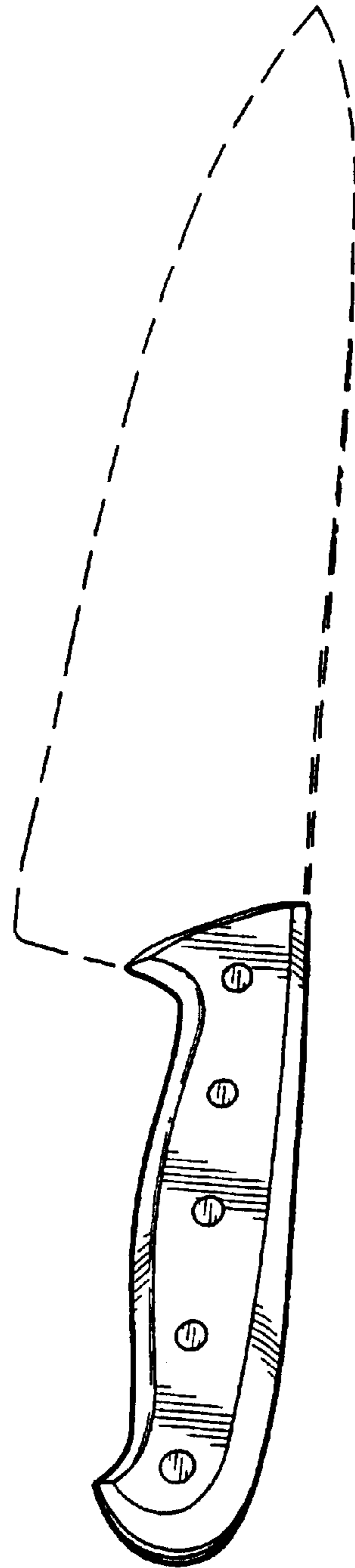


Fig. 2

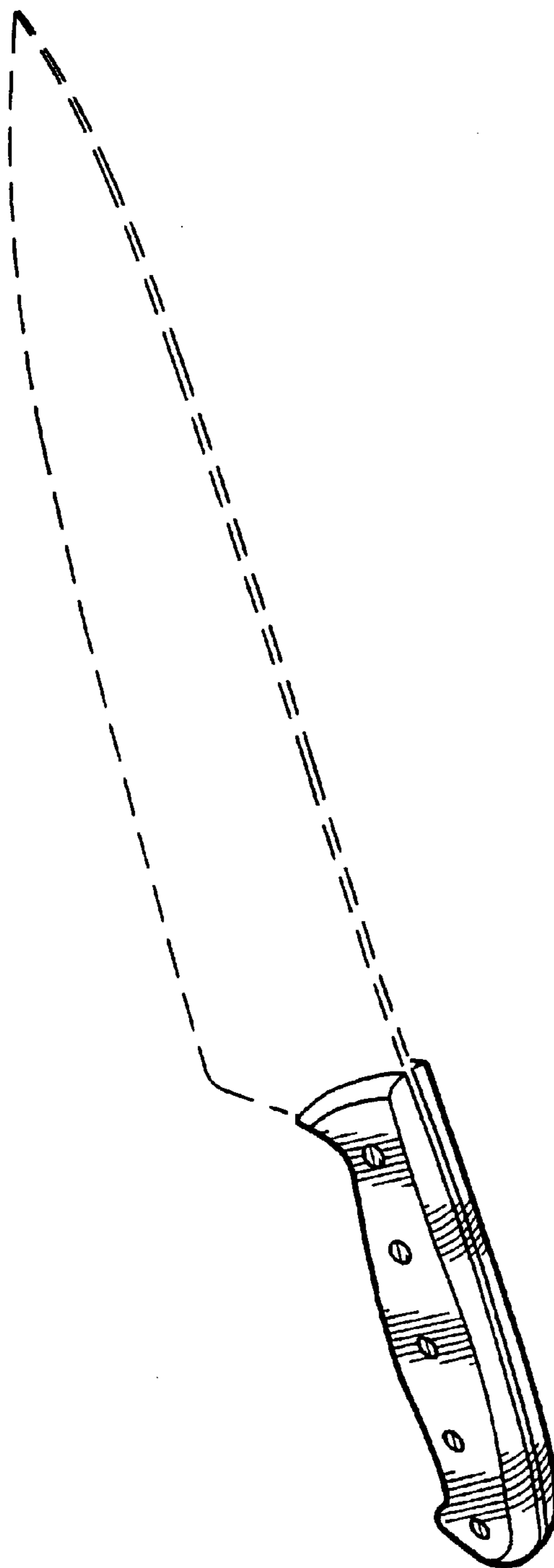


Fig. 3

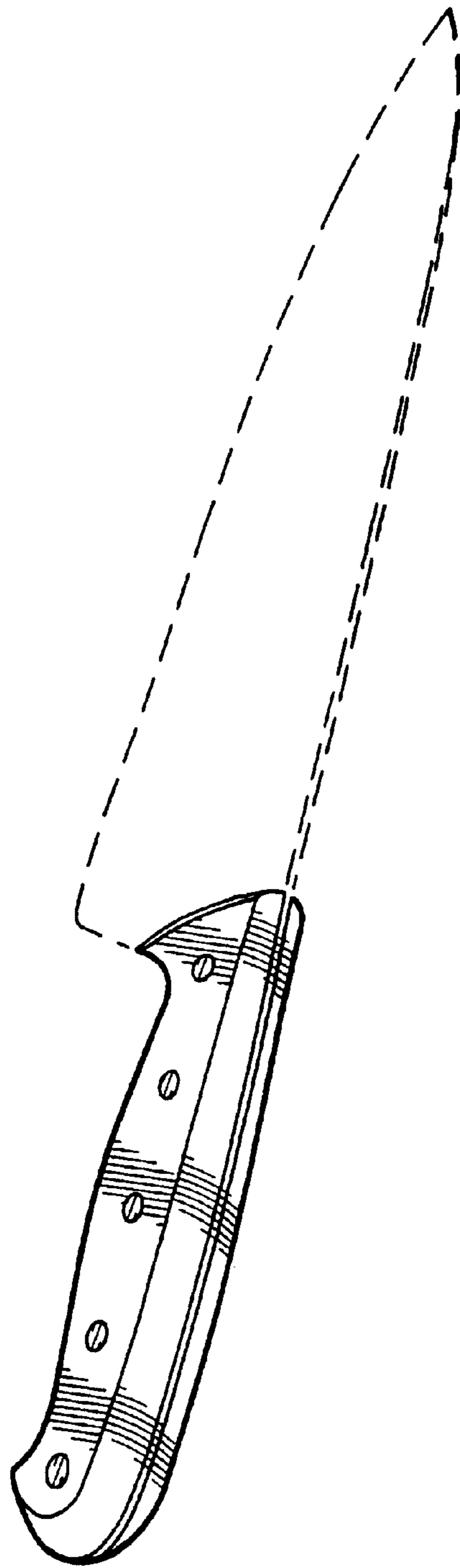


Fig. 4




Fig. 5




Fig. 6

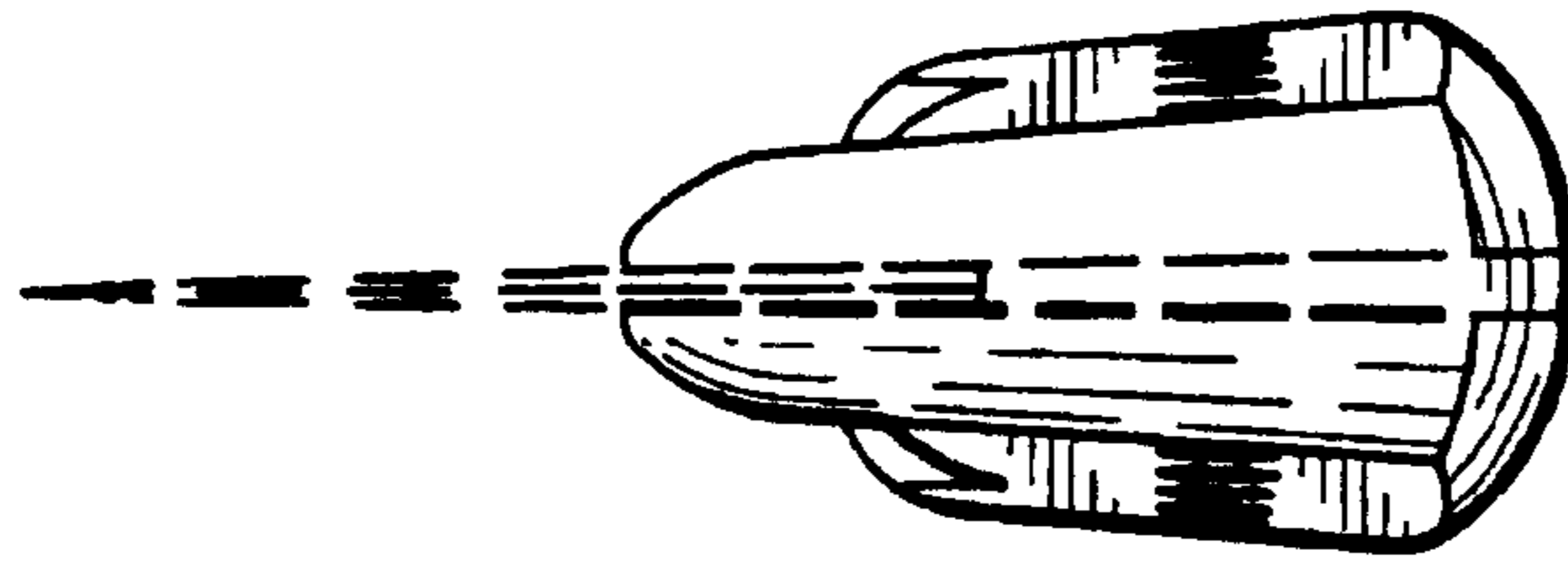


Fig. 7

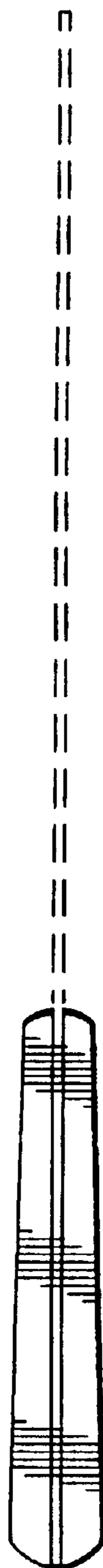


Fig. 8