



US00D538583S

(12) **United States Design Patent**
Schuler

(10) **Patent No.:** **US D538,583 S**

(45) **Date of Patent:** **** Mar. 20, 2007**

(54) **PIZZA PAN**

(75) Inventor: **Troy Schuler**, Rancho Cucamonga, CA (US)

(73) Assignee: **Bradshaw International, Inc.**, Rancho Cucamonga, CA (US)

(**) Term: **14 Years**

(21) Appl. No.: **29/243,689**

(22) Filed: **Nov. 30, 2005**

(51) **LOC (8) Cl.** **07-02**

(52) **U.S. Cl.** **D7/354**

(58) **Field of Classification Search** D7/323,
D7/354-360, 550.1, 551.1, 552.1, 553.1,
D7/543, 554.1, 554.2, 554.3, 393, 554.4,
D7/602; 99/324, 339, 422, 446, 448; 220/573.1,
220/573.2, 573.3, 574, 573.4, 912; 294/172
See application file for complete search history.

(56) **References Cited**

U.S. PATENT DOCUMENTS

1,388,364	A	*	8/1921	Miller	249/117
1,668,101	A	*	5/1928	Bothe	229/406
2,074,448	A	*	3/1937	Young	126/385.1
2,179,512	A	*	11/1939	McBirney	99/450
3,438,543	A	*	4/1969	Buff, Jr.	220/658
D314,884	S	*	2/1991	Unger	D7/545
5,680,956	A	*	10/1997	Woodward et al.	220/607
D421,873	S	*	3/2000	Sundberg	D7/396.5
D424,881	S	*	5/2000	Sundberg	D7/545
D433,878	S	*	11/2000	Joergensen	D7/552.1
D456,673	S	*	5/2002	Kerman	D7/545
D462,232	S	*	9/2002	Bradley	D7/360
D466,762	S	*	12/2002	Cote et al.	D7/545
D468,965	S	*	1/2003	Fino et al.	D7/505
D484,001	S	*	12/2003	Levien	D7/554.2
D486,999	S	*	2/2004	de Groote et al.	D7/667

D490,268	S	*	5/2004	Groll	D7/354
D494,816	S	*	8/2004	Wiedmeyer et al.	D7/543
D494,817	S	*	8/2004	Rutter et al.	D7/543
D495,560	S	*	9/2004	Swoboda	D7/551.1
D499,304	S	*	12/2004	Wiedmeyer et al.	D7/549
D499,936	S	*	12/2004	Wiedmeyer et al.	D7/545
D500,229	S	*	12/2004	Bravard et al.	D7/543
D521,319	S	*	5/2006	Haataja	D7/543

* cited by examiner

Primary Examiner—Cathron C. Brooks

Assistant Examiner—Ricky Pham

(74) *Attorney, Agent, or Firm*—Birch, Stewart, Kolasch & Birch, LLP

(57) **CLAIM**

The ornamental design for a pizza pan, as shown and described.

DESCRIPTION

FIG. 1 is a front, right perspective view of a first embodiment of the pizza pan showing my new design with a tab on one hand grip;

FIG. 2 is a top view thereof;

FIG. 3 is a bottom view thereof;

FIG. 4 is a front view thereof, the rear view being a mirror image thereof;

FIG. 5 is a right side view thereof, the left side view being a mirror image thereof;

FIG. 6 is a front, right perspective view of a second embodiment of the pizza pan showing my new design with a tab on both hand grips;

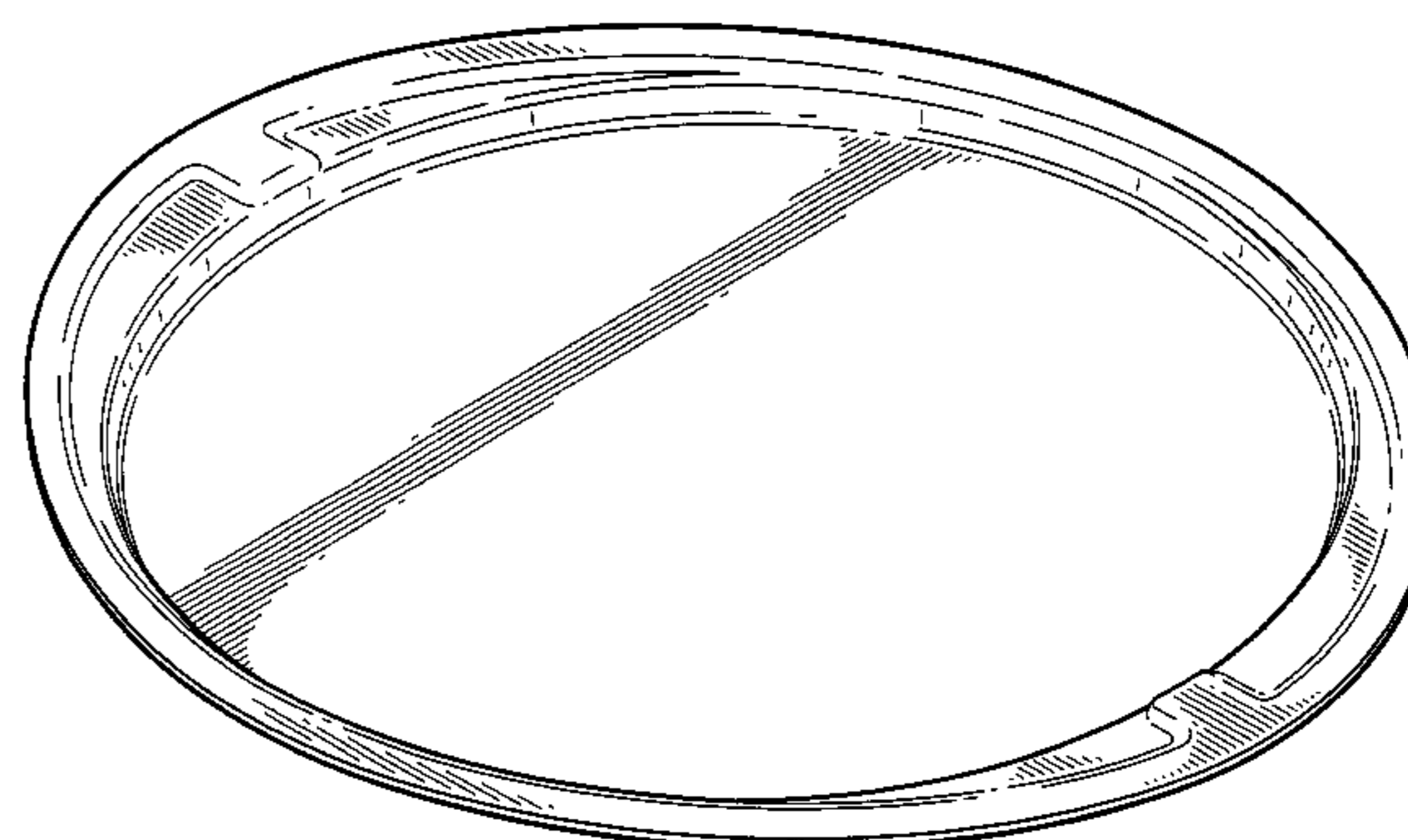
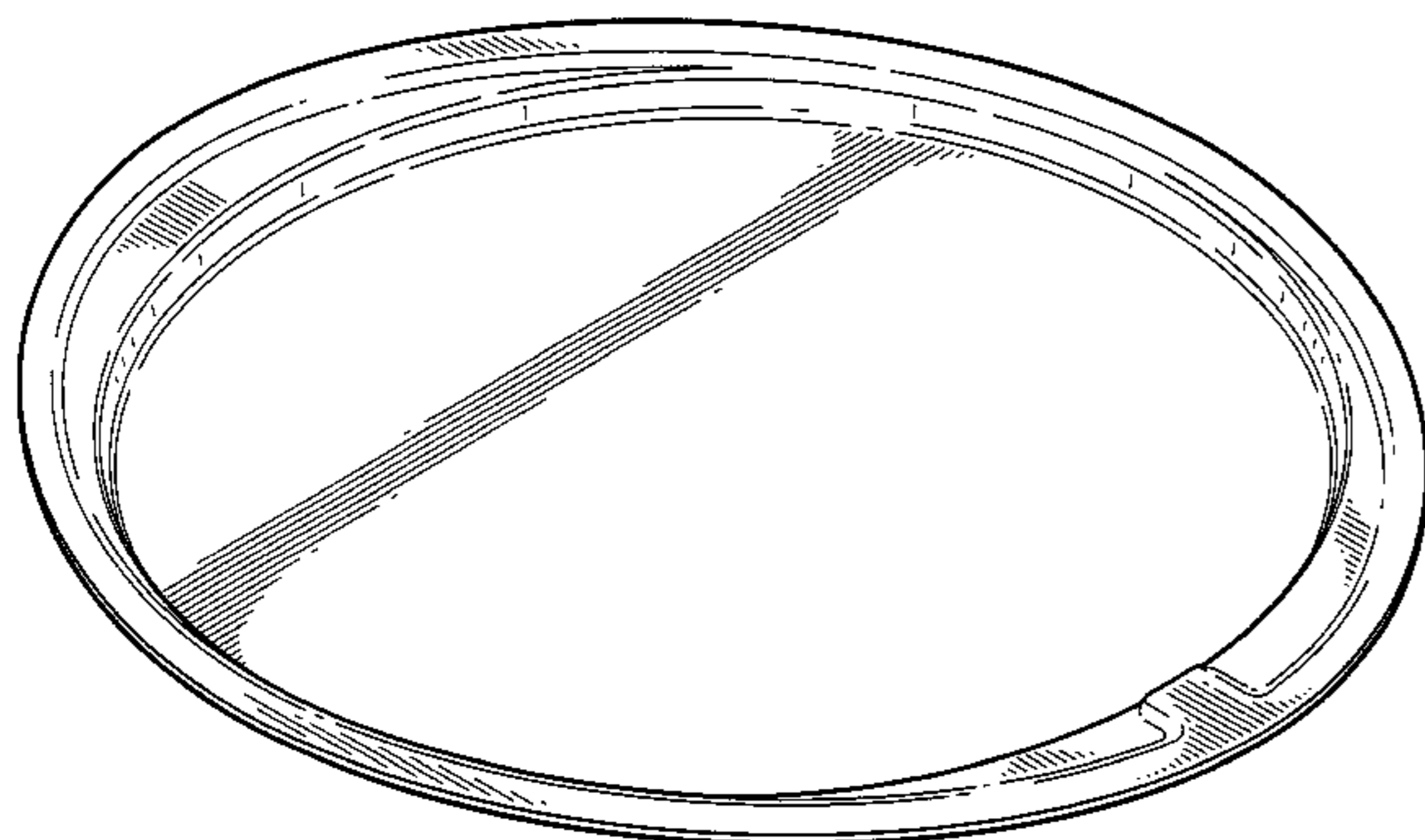
FIG. 7 is a top view thereof;

FIG. 8 is a bottom view thereof;

FIG. 9 is a front view thereof, the rear view being a mirror image thereof; and,

FIG. 10 is a right side view thereof, the left side view being a mirror image thereof.

1 Claim, 8 Drawing Sheets



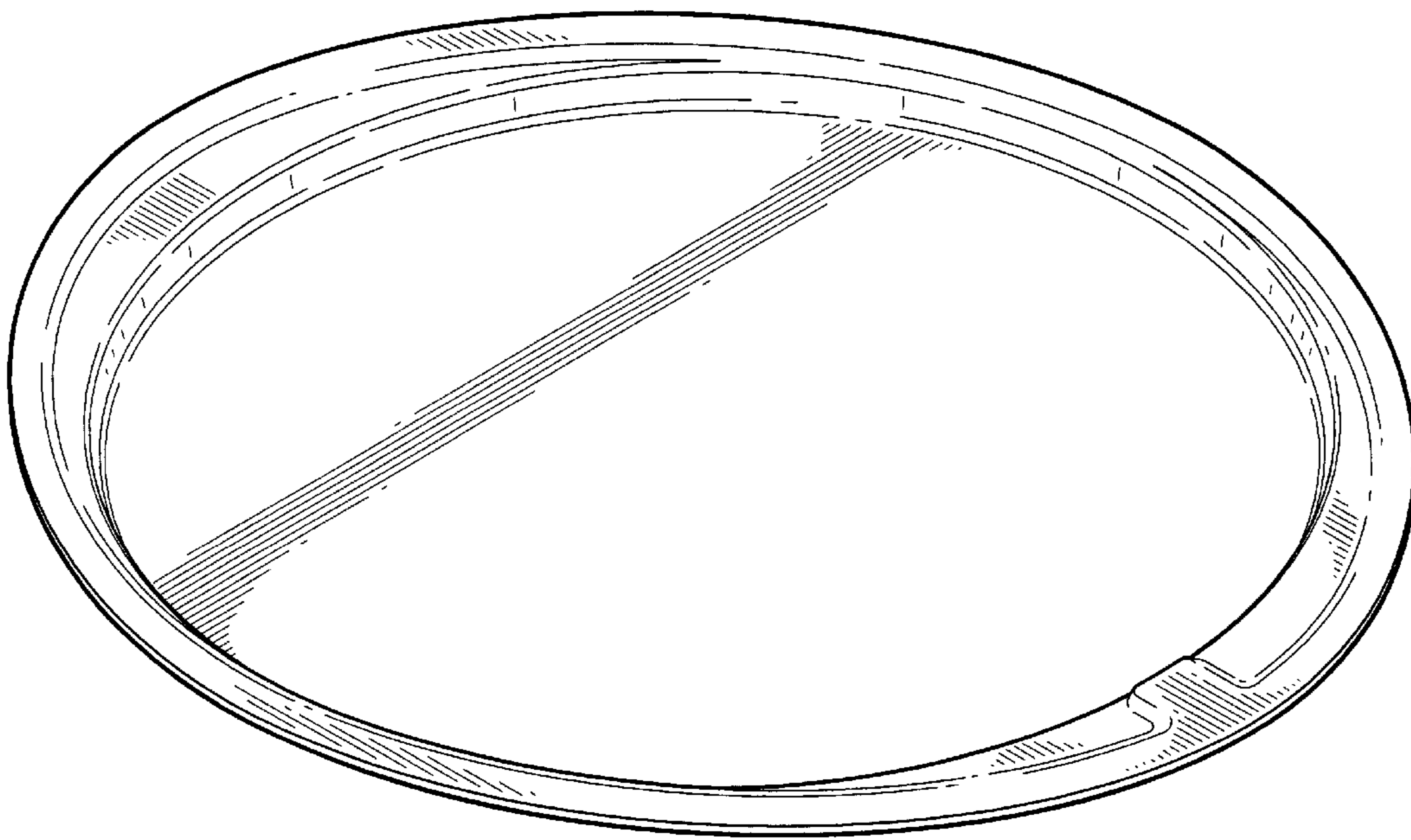


FIG.1

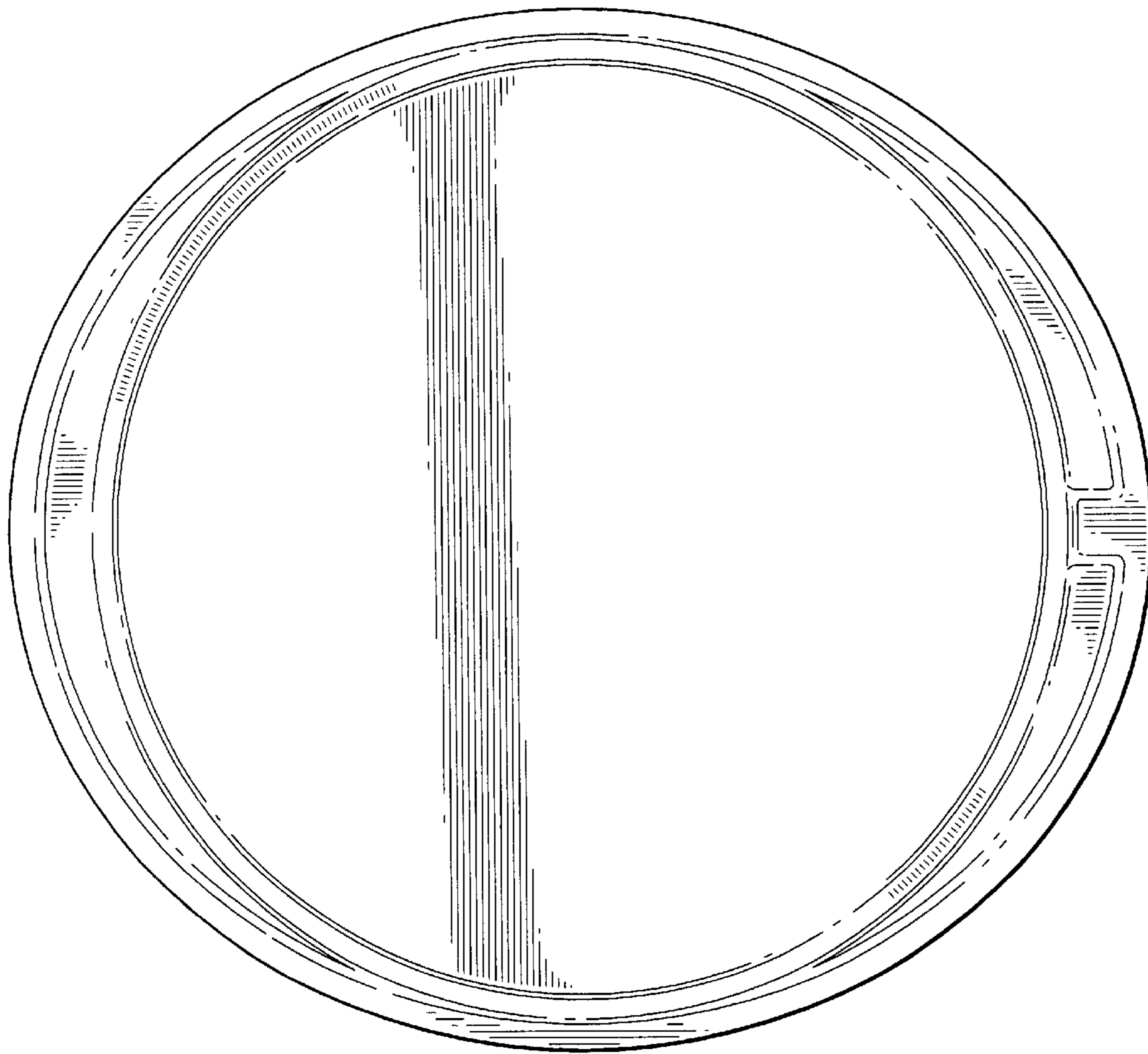


FIG.2

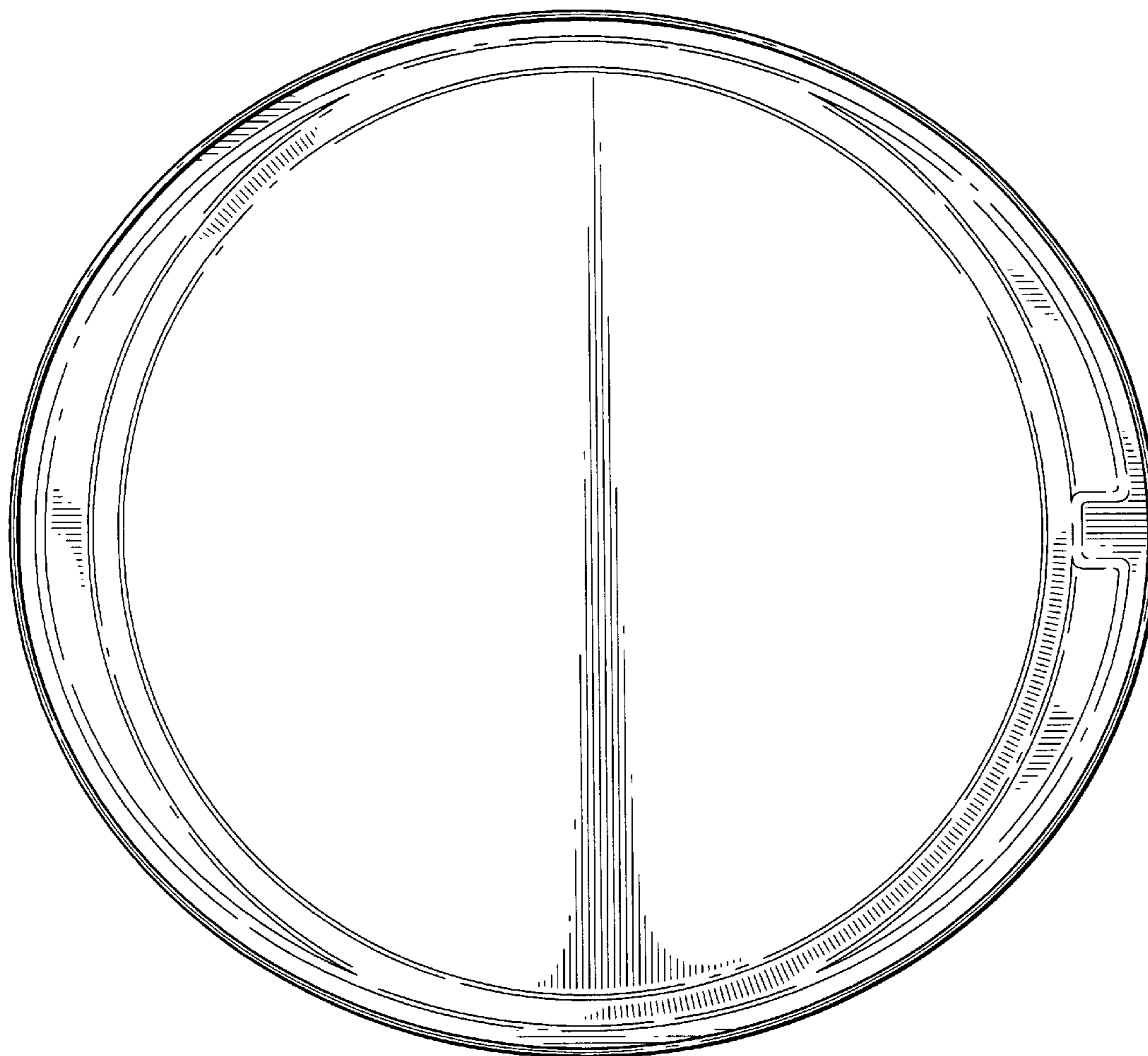


FIG. 3




FIG. 4




FIG. 5

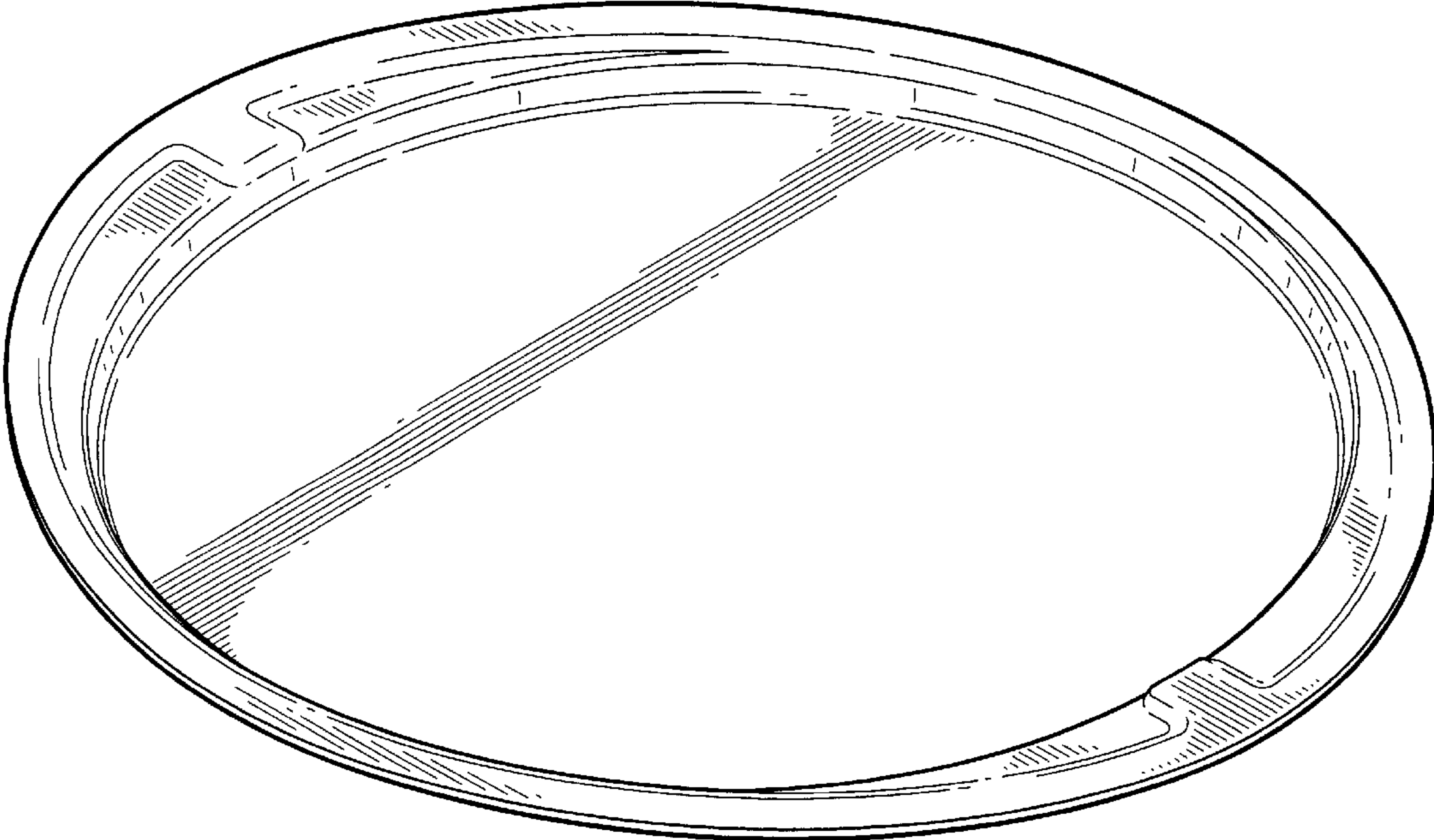


FIG.6

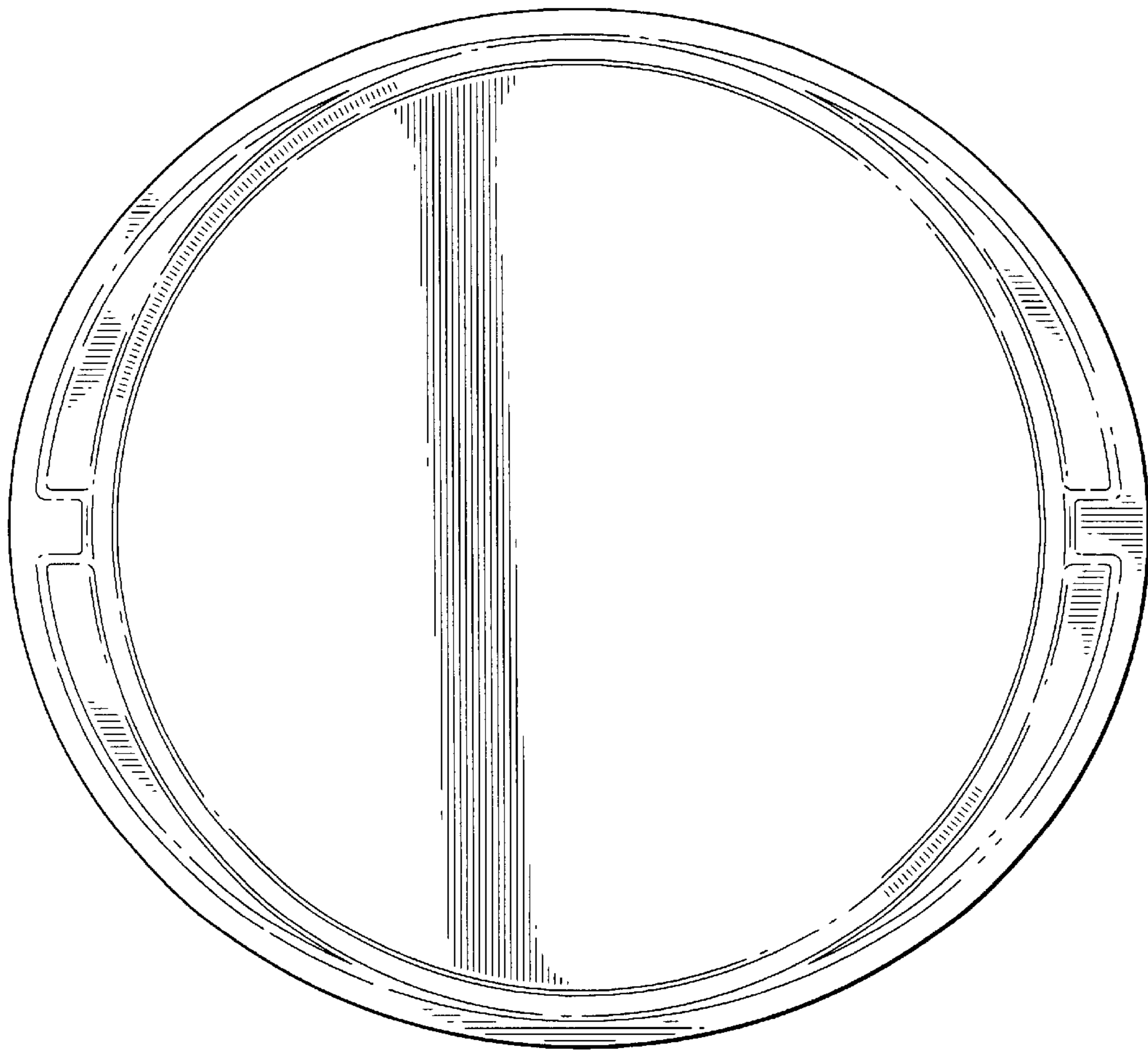


FIG. 7

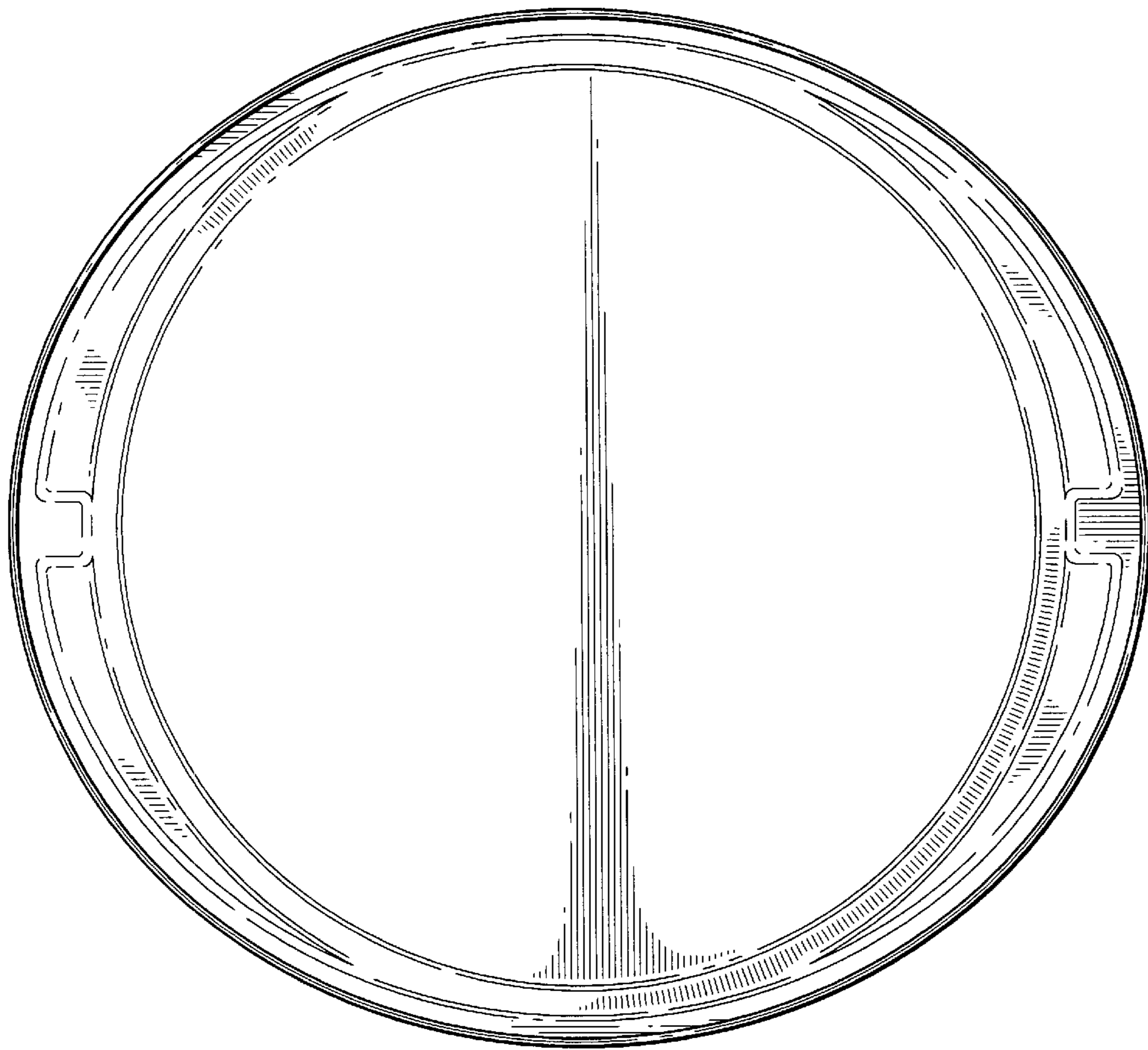


FIG. 8




FIG. 9



FIG. 10