



US00D538558S

(12) **United States Design Patent**
Egger

(10) **Patent No.:** **US D538,558 S**

(45) **Date of Patent:** **** *Mar. 20, 2007**

(54) **SEAT AND BACK REST FOR A CHAIR**

(75) Inventor: **Julien Egger**, Santa Monica, CA (US)

(73) Assignee: **True Seating Concepts, LLC** (MU)

(*) Notice: This patent is subject to a terminal disclaimer.

(**) Term: **14 Years**

(21) Appl. No.: **29/245,828**

(22) Filed: **Dec. 30, 2005**

(51) **LOC (8) Cl.** **06-01**

(52) **U.S. Cl.** **D6/500; D6/366**

(58) **Field of Classification Search** D6/334-335,
D6/356, 364, 365, 366, 367, 368, 374, 500-502;
297/452.21, 452.24, 452.26, 452.32, 452.33,
297/452.37, 452.48

See application file for complete search history.

(56) **References Cited**

U.S. PATENT DOCUMENTS

D491,398 S * 6/2004 True D6/500
D494,391 S * 8/2004 True D6/500

D494,788 S * 8/2004 True D6/500
D506,335 S * 6/2005 Egger D6/366
D508,351 S * 8/2005 True D6/500
D511,260 S * 11/2005 True D6/500
D518,319 S * 4/2006 True D6/366

* cited by examiner

Primary Examiner—Mimosa De

(74) *Attorney, Agent, or Firm*—Morland C. Fischer

(57) **CLAIM**

The ornamental design for a seat and back rest for a chair, as shown and described.

DESCRIPTION

FIG. 1 is a perspective view showing the top, left side and front of a seat and back rest for a chair which form my new design, the broken lines in this and other figures showing other parts of the chair being for illustrative purposes only and forming no part of my design;

FIG. 2 is a left side elevational view thereof;

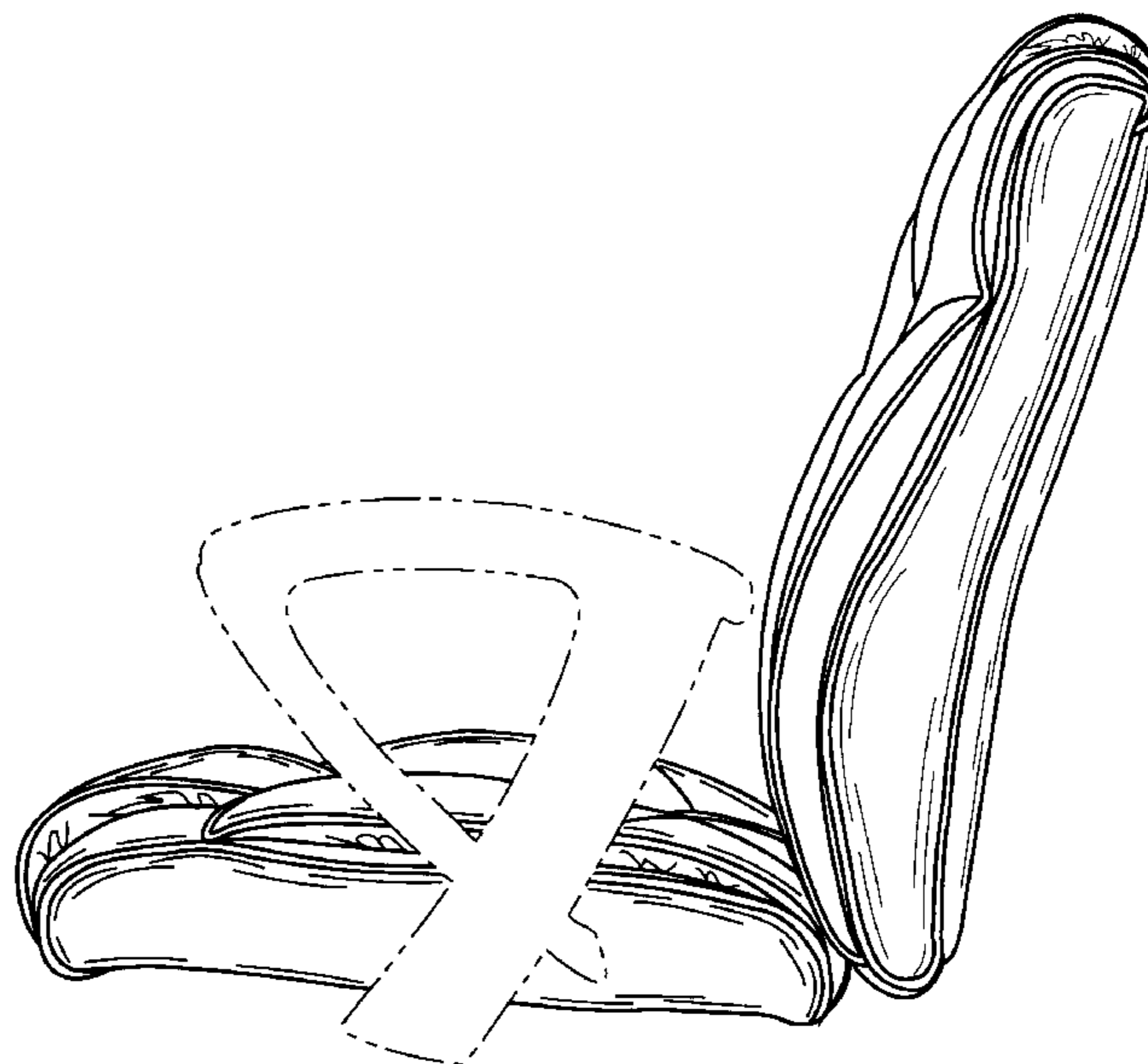
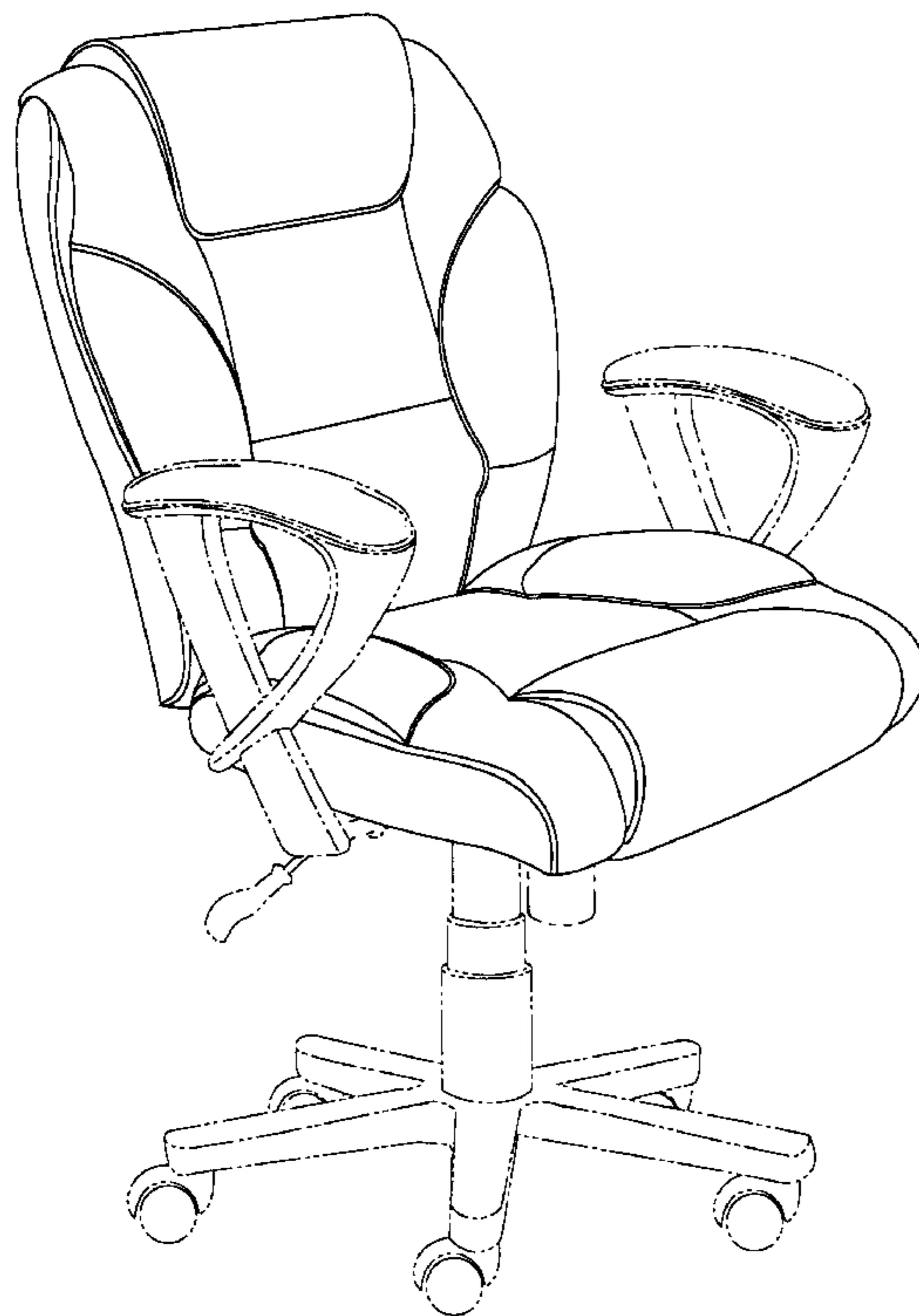
FIG. 3 is a right side elevational view thereof;

FIG. 4 is a rear elevational view thereof;

FIG. 5 is a top plan view thereof; and,

FIG. 6 is a front elevational view thereof.

1 Claim, 6 Drawing Sheets



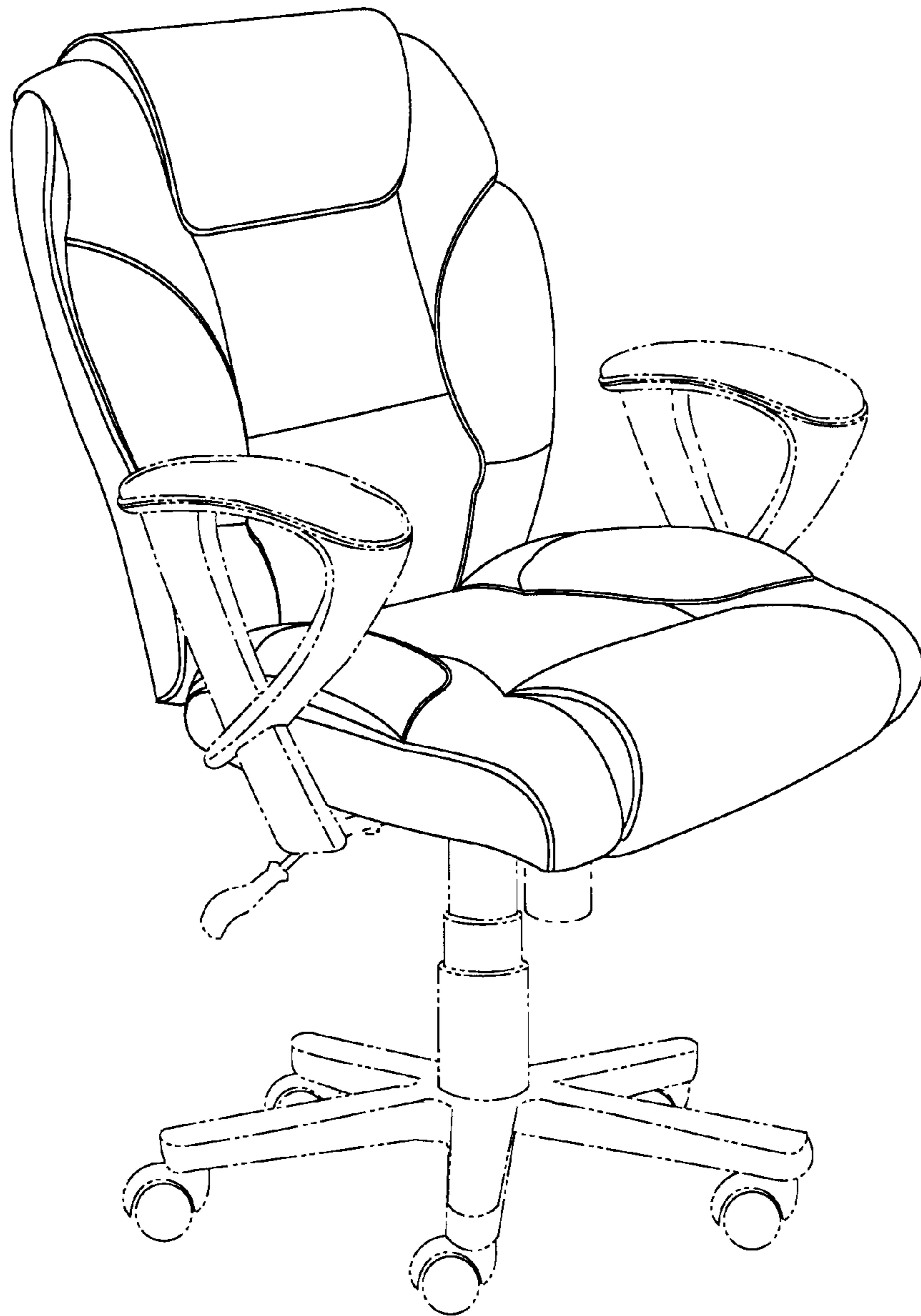


FIG. 1




FIG. 2




FIG. 3

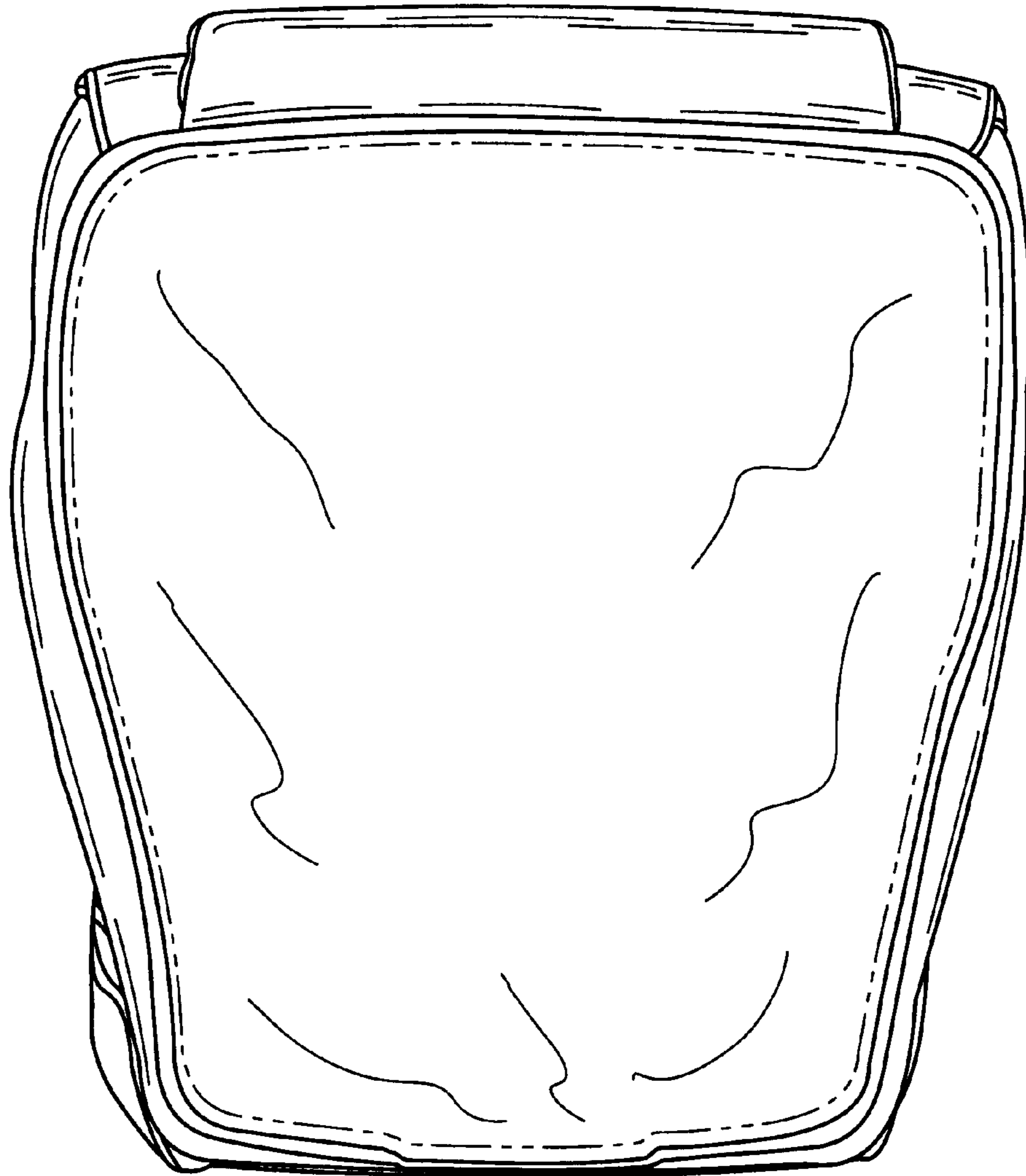


FIG. 4




FIG. 5




FIG. 6