



US00D538550S

(12) **United States Design Patent**  
**Canin**

(10) **Patent No.:** **US D538,550 S**

(45) **Date of Patent:** **\*\* Mar. 20, 2007**

(54) **METAL CABINET**

(75) Inventor: **Dominique Canin**, Victoriaville (CA)

(73) Assignee: **VIC Mobilier de Magasins Inc.**,  
Victoriaville (CA)

(\*\*) Term: **14 Years**

(21) Appl. No.: **29/237,268**

(22) Filed: **Aug. 30, 2005**

(51) **LOC (8) Cl.** ..... **06-04**

(52) **U.S. Cl.** ..... **D6/432; D6/448**

(58) **Field of Classification Search** ..... D6/432-448;  
312/107, 109, 198, 204, 242, 245  
See application file for complete search history.

(56) **References Cited**

**U.S. PATENT DOCUMENTS**

- 4,799,436 A \* 1/1989 Goodman ..... 312/247
- D313,709 S \* 1/1991 Offredi ..... D6/446
- D326,199 S \* 5/1992 Heiligenthal et al. .... D6/477

- D334,852 S \* 4/1993 Beirise ..... D6/436
- 5,893,616 A \* 4/1999 MacDonald et al. .... 312/245
- D437,716 S \* 2/2001 Chau et al. .... D6/509
- D445,280 S \* 7/2001 Staar ..... D6/446
- D478,436 S \* 8/2003 Milligan ..... D6/470

\* cited by examiner

*Primary Examiner*—Cathron C. Brooks

(74) *Attorney, Agent, or Firm*—Ogilvy Renault LLP; Guy J. Houle



(57) **CLAIM**

The ornamental design for a metal cabinet, as shown and described.

**DESCRIPTION**

FIG. 1 is a front view of the metal cabinet;  
FIG. 2 is a top view thereof;  
FIG. 3 is a bottom view thereof;  
FIG. 4 is a side view thereof, the other side being identical;  
and,  
FIG. 5 is a perspective view thereof.

**1 Claim, 3 Drawing Sheets**



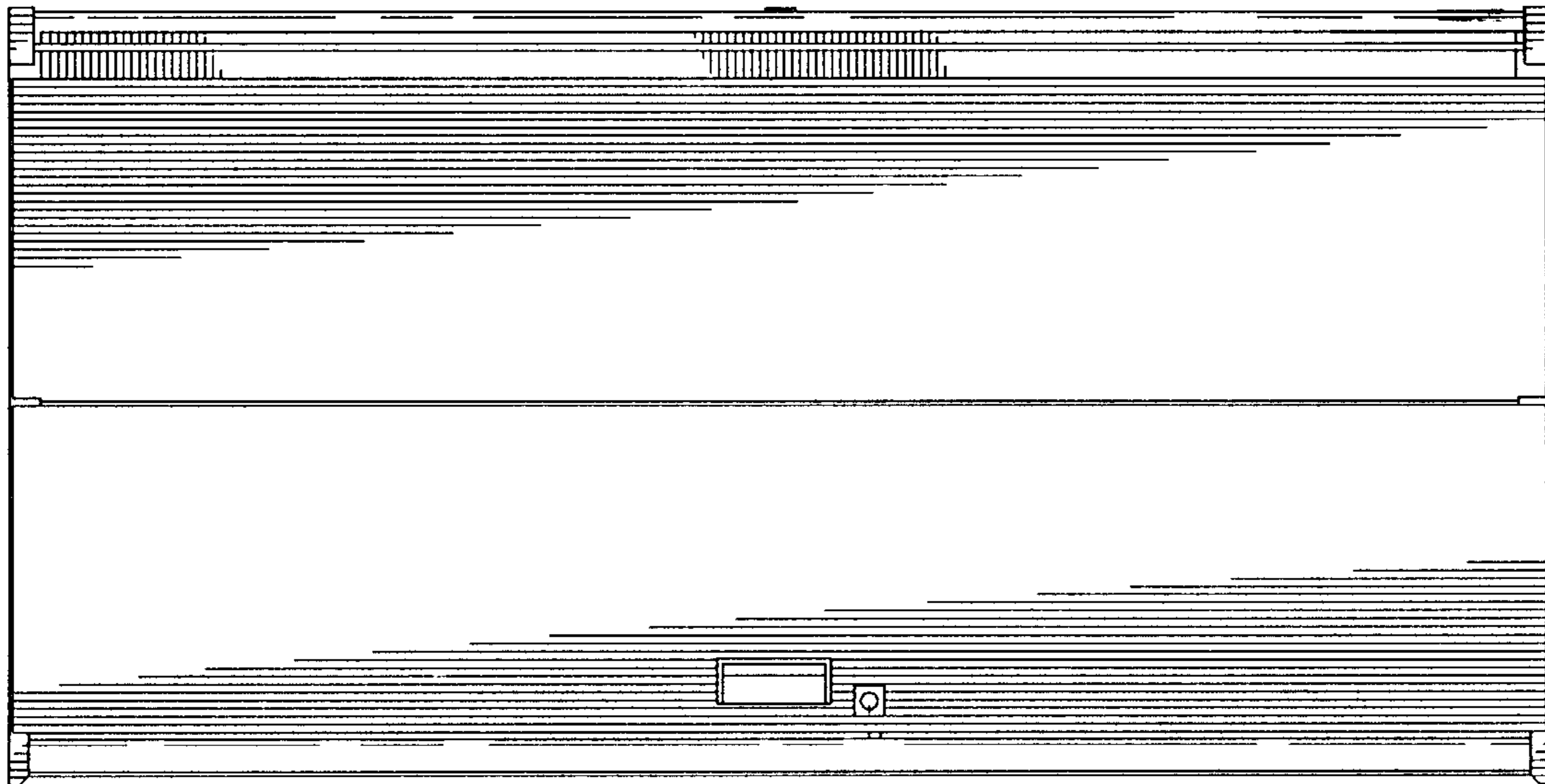


FIG. 1

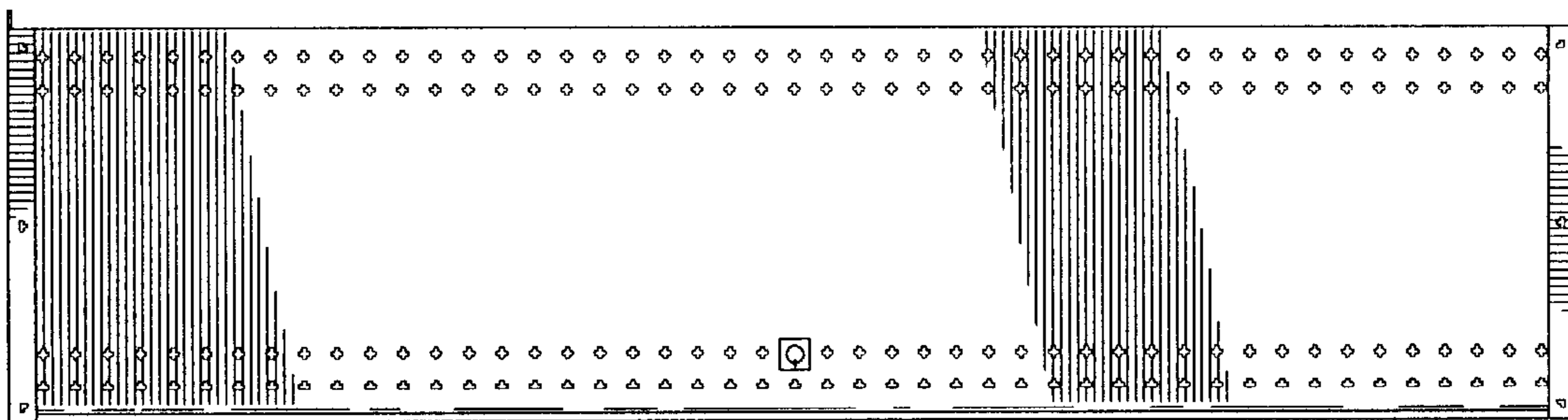


FIG. 2

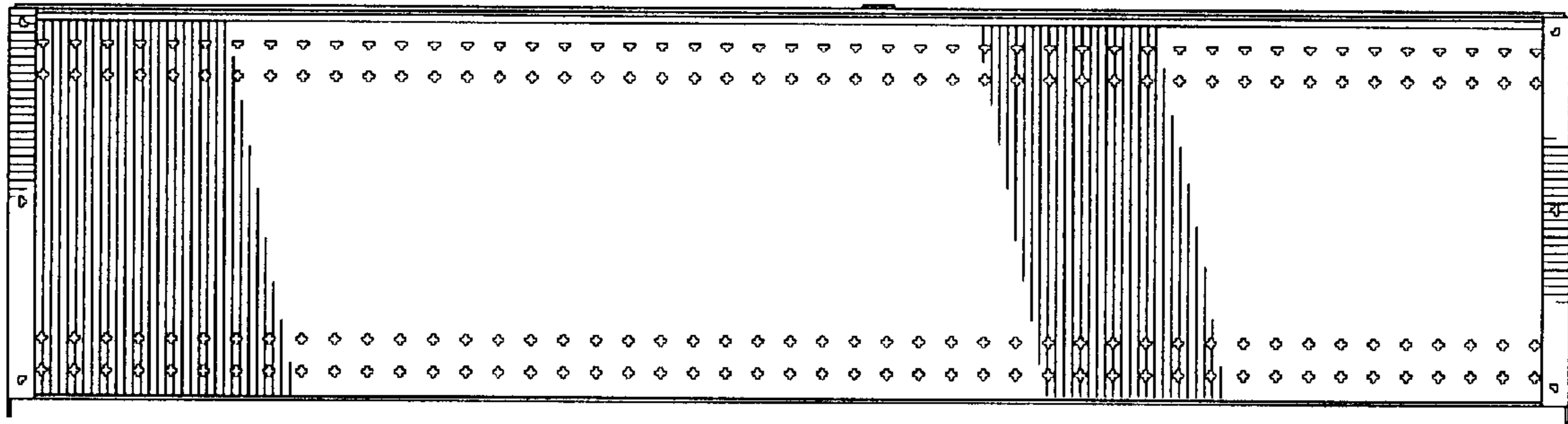


FIG. 3




FIG. 4

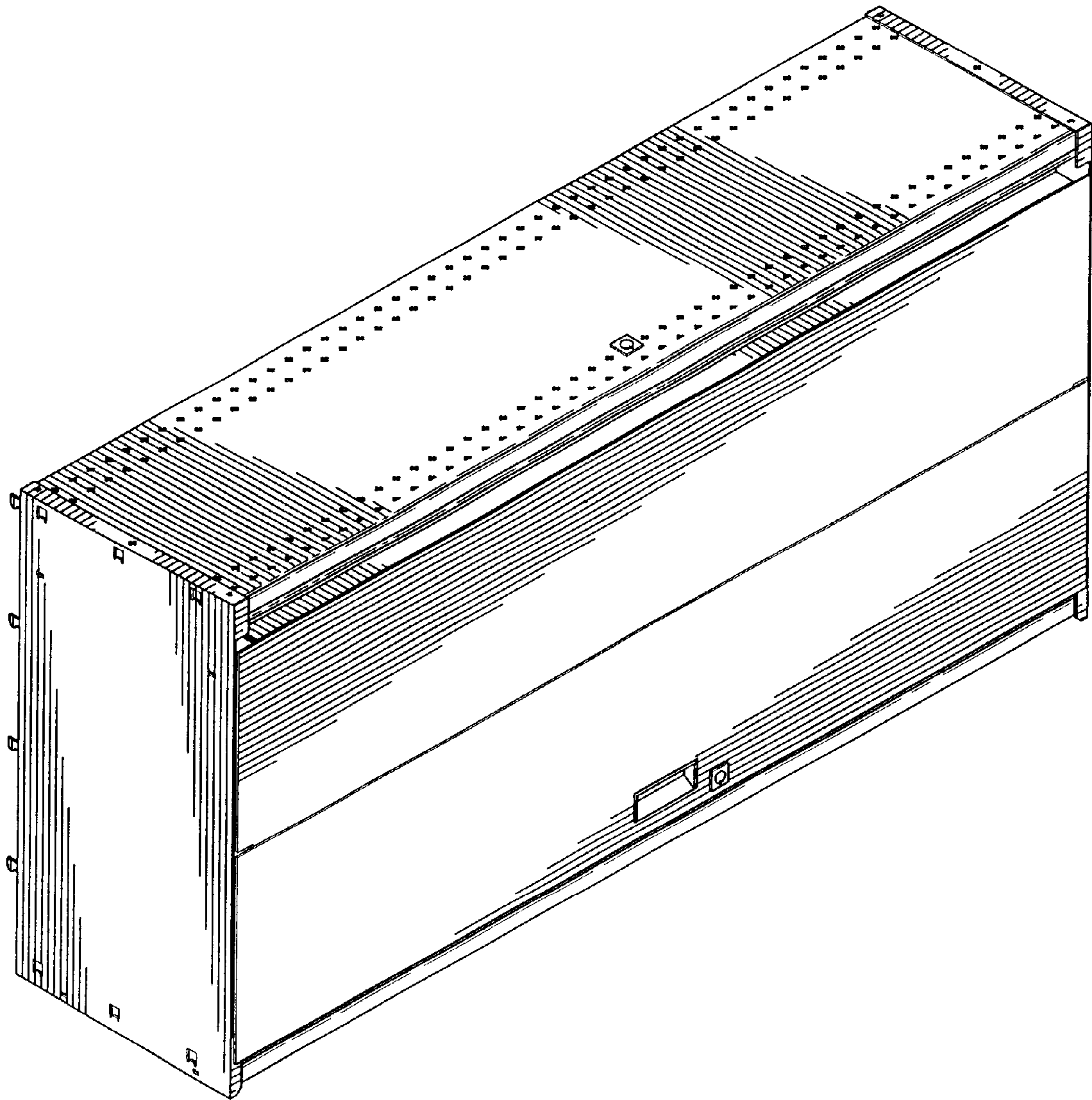


FIG. 5