

US00D538532S

(12) **United States Design Patent**
Cassegrain

(10) **Patent No.:** **US D538,532 S**

(45) **Date of Patent:** **** Mar. 20, 2007**

(54) **HANDBAG**

(75) Inventor: **Philippe Cassegrain**, Paris (FR)

(73) Assignee: **S.A.S. Jean Cassegrain**, Paris (FR)

(**) Term: **14 Years**

(21) Appl. No.: **29/260,319**

(22) Filed: **May 23, 2006**

(51) **LOC (8) Cl.** **03-01**

(52) **U.S. Cl.** **D3/232**

(58) **Field of Classification Search** D3/232,

D3/233, 243, 245, 246, 303, 900, 902; 150/100,

150/106, 107, 108, 110, 111, 112, 117, 118;

190/100, 106, 108, 109, 111, 112, 113, 115,

190/119, 900, 901, 903; 383/6, 25, 30, 31,

383/37, 38, 40, 41, 42, 66, 78, 84, 92, 98

See application file for complete search history.

(56) **References Cited**

U.S. PATENT DOCUMENTS

D157,266 S * 2/1950 Kiernan D3/243

D257,650 S * 12/1980 Katz et al. D3/900

D280,867 S * 10/1985 Allen D3/900

D390,004 S * 2/1998 Tawil D3/246

D489,897 S * 5/2004 Guyon D3/246

D524,050 S * 7/2006 Suppangig D3/900

* cited by examiner

Primary Examiner—Louis S. Zarfes

Assistant Examiner—Monica A Weingart

(74) *Attorney, Agent, or Firm*—Gottlieb Rackman & Reisman, P.C.

(57) **CLAIM**

The ornamental design for a handbag, as shown and described.

DESCRIPTION

FIG. 1 is a bottom plan view of a handbag showing my new design;

FIG. 2 is a right side elevation view thereof;



FIG. 3 is a front elevation view thereof;

FIG. 4 is a left side elevation view thereof; and,

FIG. 5 is a top plan view thereof.

The broken line showing of stitching and hardware, in FIGS. 1–5, is for illustrative purposes only and forms no part of the claimed design.

1 Claim, 1 Drawing Sheet






FIG. 1

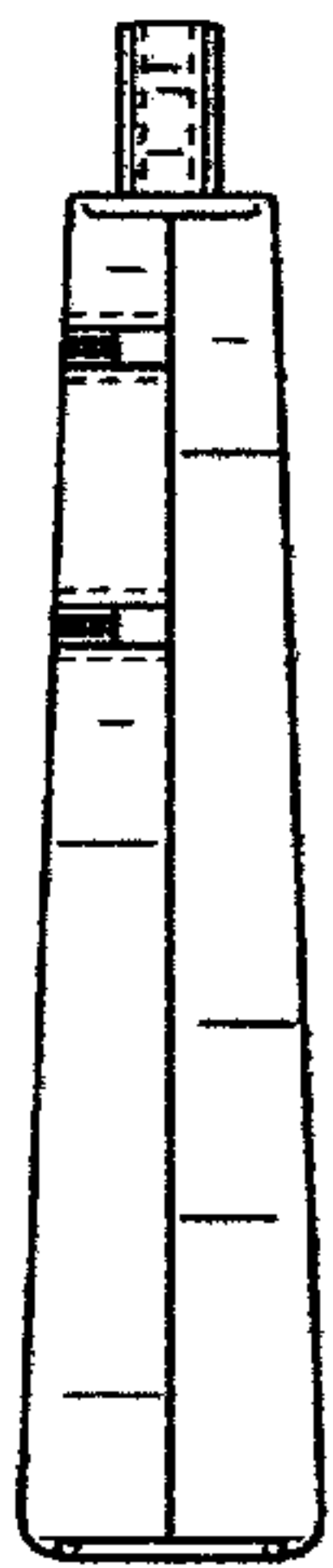


FIG. 2

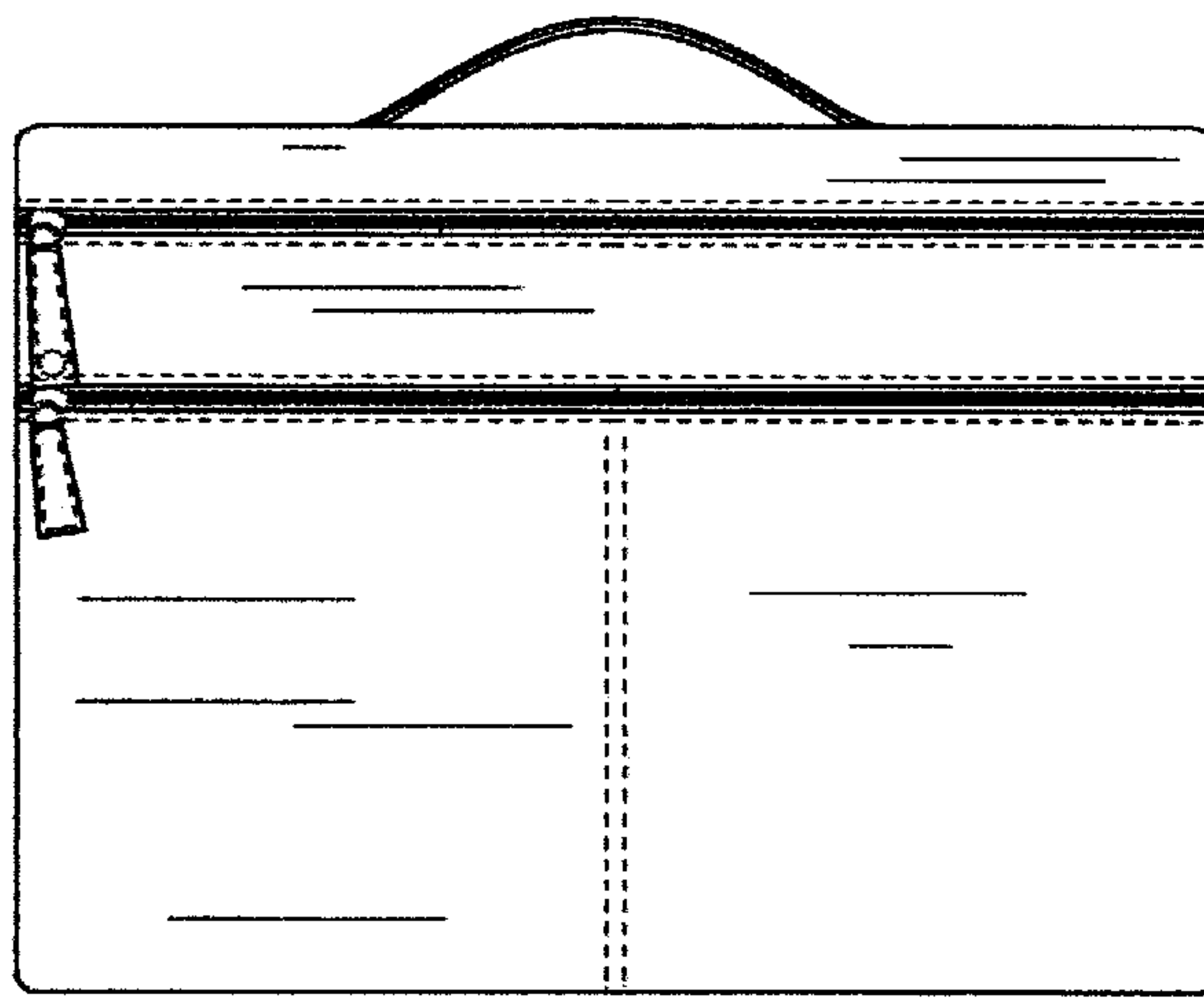


FIG. 3

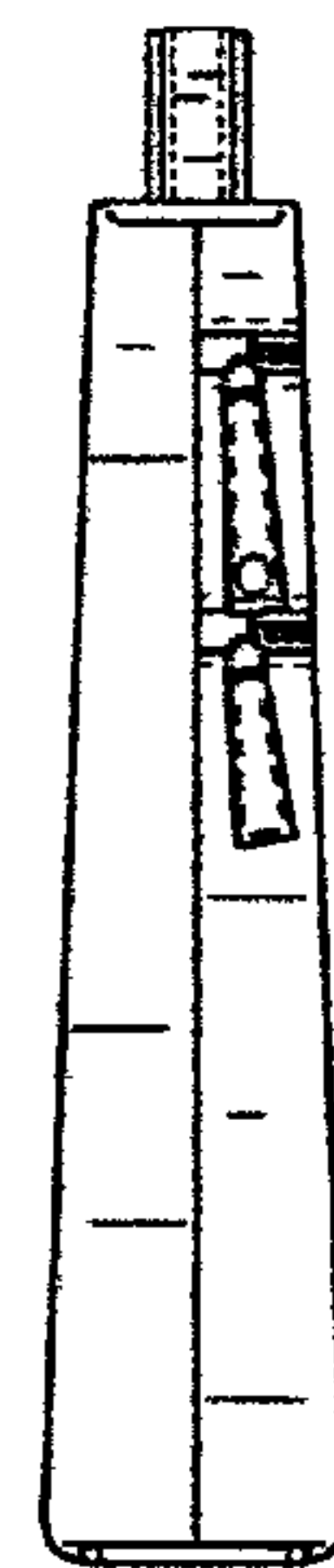


FIG. 4




FIG. 5