



US00D538524S

(12) **United States Design Patent**
Belley et al.

(10) **Patent No.:** **US D538,524 S**
(45) **Date of Patent:** **** Mar. 20, 2007**

(54) **FOOTWEAR UPPER**

(75) Inventors: **Manon Belley**, Laval (CA); **Martin W. F. Dean**, St. Albans (GB)

(73) Assignee: **Wolverine World Wide, Inc.**,
Rockford, MI (US)

(**) Term: **14 Years**

(21) Appl. No.: **29/242,734**

(22) Filed: **Nov. 14, 2005**

(51) **LOC (8) Cl.** **02-04**

(52) **U.S. Cl.** **D2/970**

(58) **Field of Classification Search** D2/970,
D2/904, 909, 910, 911, 969; 36/3 A, 83,
36/113, 117, 122

See application file for complete search history.

(56) **References Cited**

U.S. PATENT DOCUMENTS

D125,568 S	*	3/1941	Hard	D2/911
D132,929 S	*	6/1942	Shields	D2/921
D159,577 S	*	8/1950	Stromberg	D2/900
D159,761 S	*	8/1950	Barron	D2/910
D166,789 S	*	5/1952	Britton	D2/921
D457,717 S	*	5/2002	Chen	D2/969
D475,188 S	*	6/2003	Nau et al.	D2/970
D480,542 S		10/2003	Belley et al.		
D481,862 S		11/2003	Urie et al.		
D481,863 S		11/2003	Belley et al.		
D482,189 S		11/2003	Belley et al.		
D497,475 S	*	10/2004	Nau et al.	D2/970

OTHER PUBLICATIONS

Hush Puppies Women's Fall 1997 Catalog, p. 28.
Sorel Caribou Pac Boots, downloaded on Jan. 11, 2006 from
URL: <http://www.cabelas.com/products/Cpod0027198.jsp>.

* cited by examiner

Primary Examiner—Stella Reid
Assistant Examiner—Rashida C. McCoy

(74) *Attorney, Agent, or Firm*—Warner Norcross & Judd
LLP

(57) **CLAIM**


The ornamental design for footwear upper, as shown and
described.

DESCRIPTION

FIG. 1 is a perspective view of the footwear upper embody-
ing the new design;
FIG. 2 is a top plan view thereof;
FIG. 3 is a right side view thereof;
FIG. 4 is a left side view thereof;
FIG. 5 is a front view thereof; and,
FIG. 6 is a rear view thereof.

FIGS. 1–6 show features of an article of footwear in
phantom lines. These features are shown for environmental
purposes and do not form any part of the claimed design.
Further, the phantom lines immediately adjacent the solid-
line portions of the design form the boundary of the design,
with the phantom lines forming no part of the claimed
design.

1 Claim, 4 Drawing Sheets



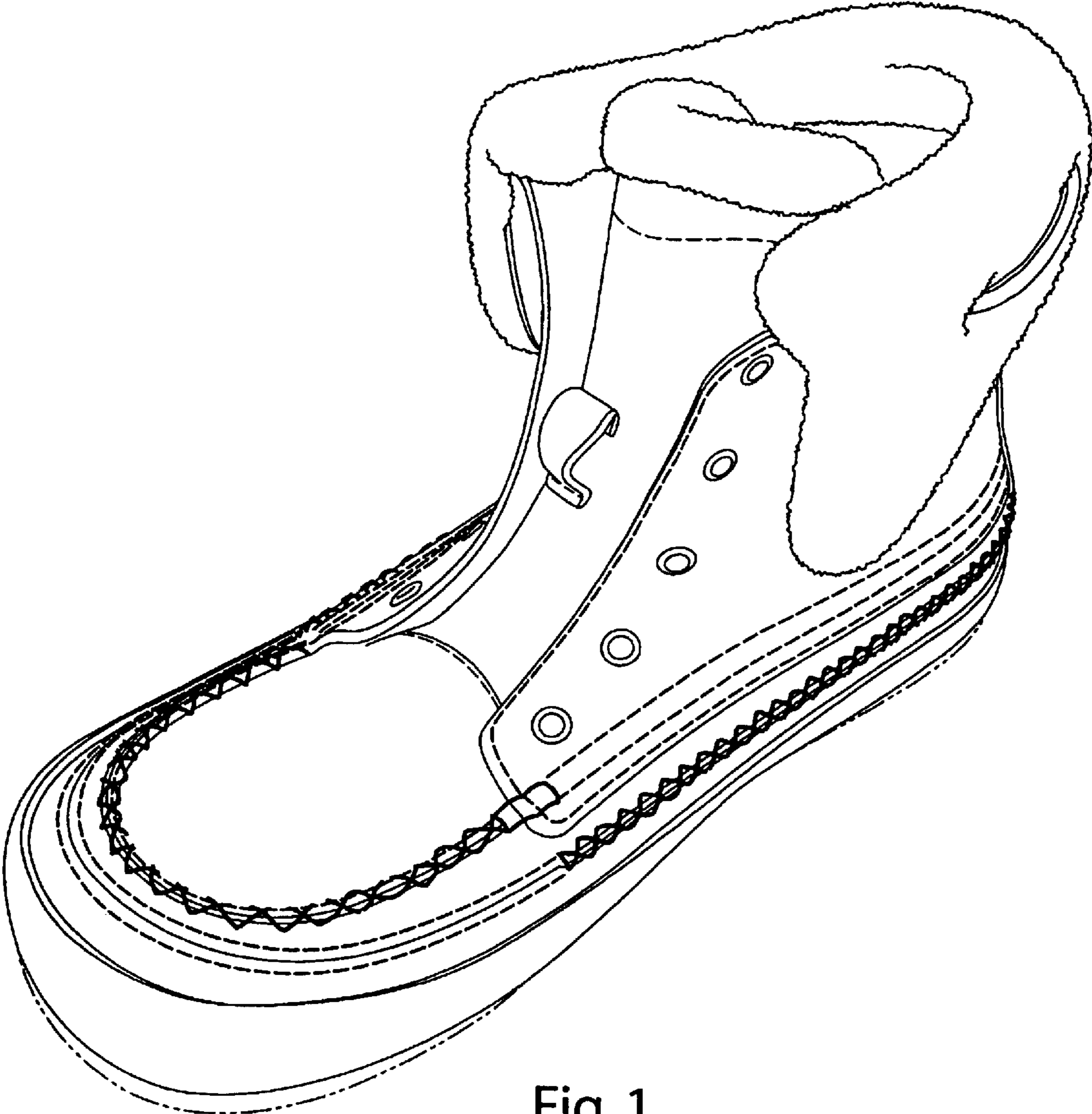


Fig. 1

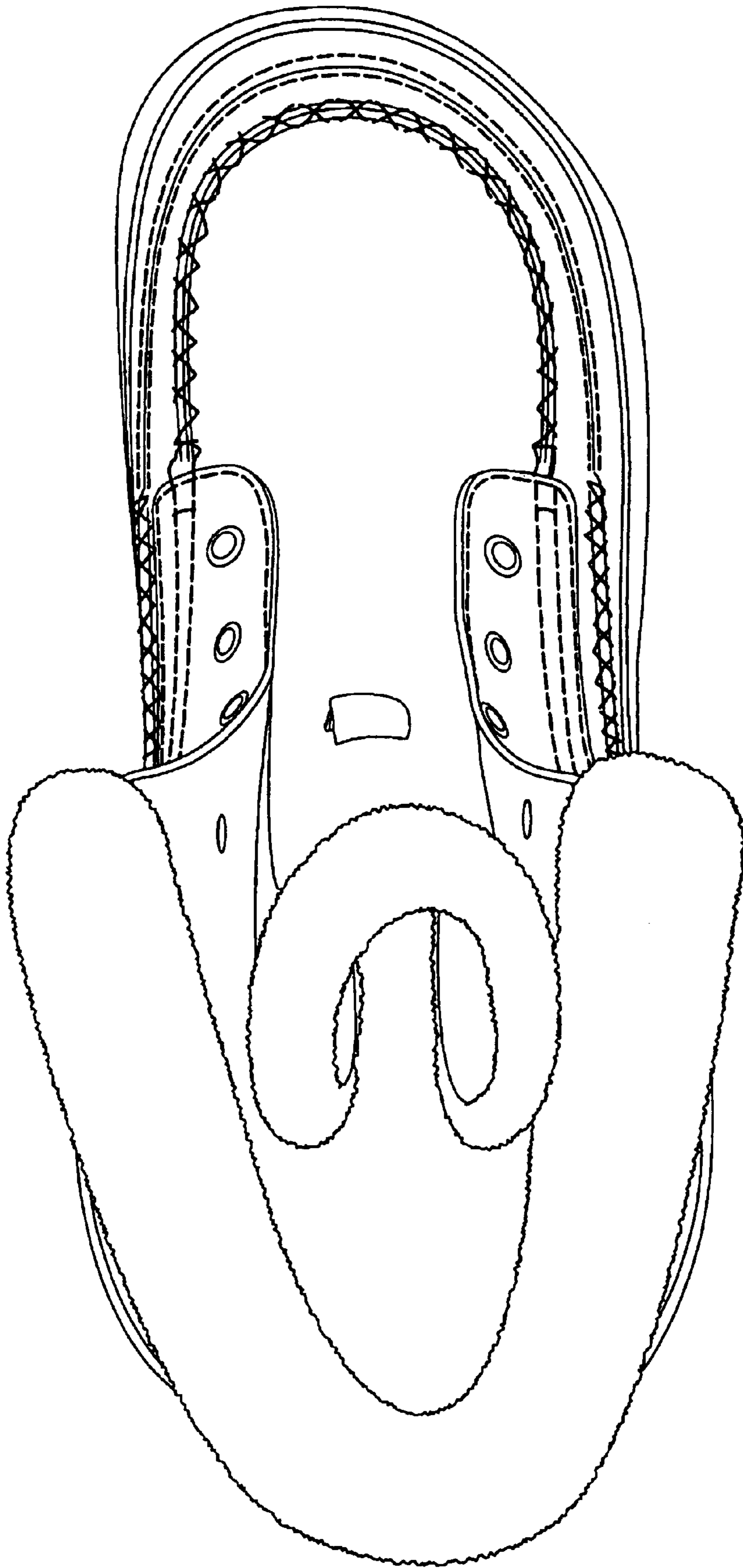


Fig. 2




Fig. 3




Fig. 4

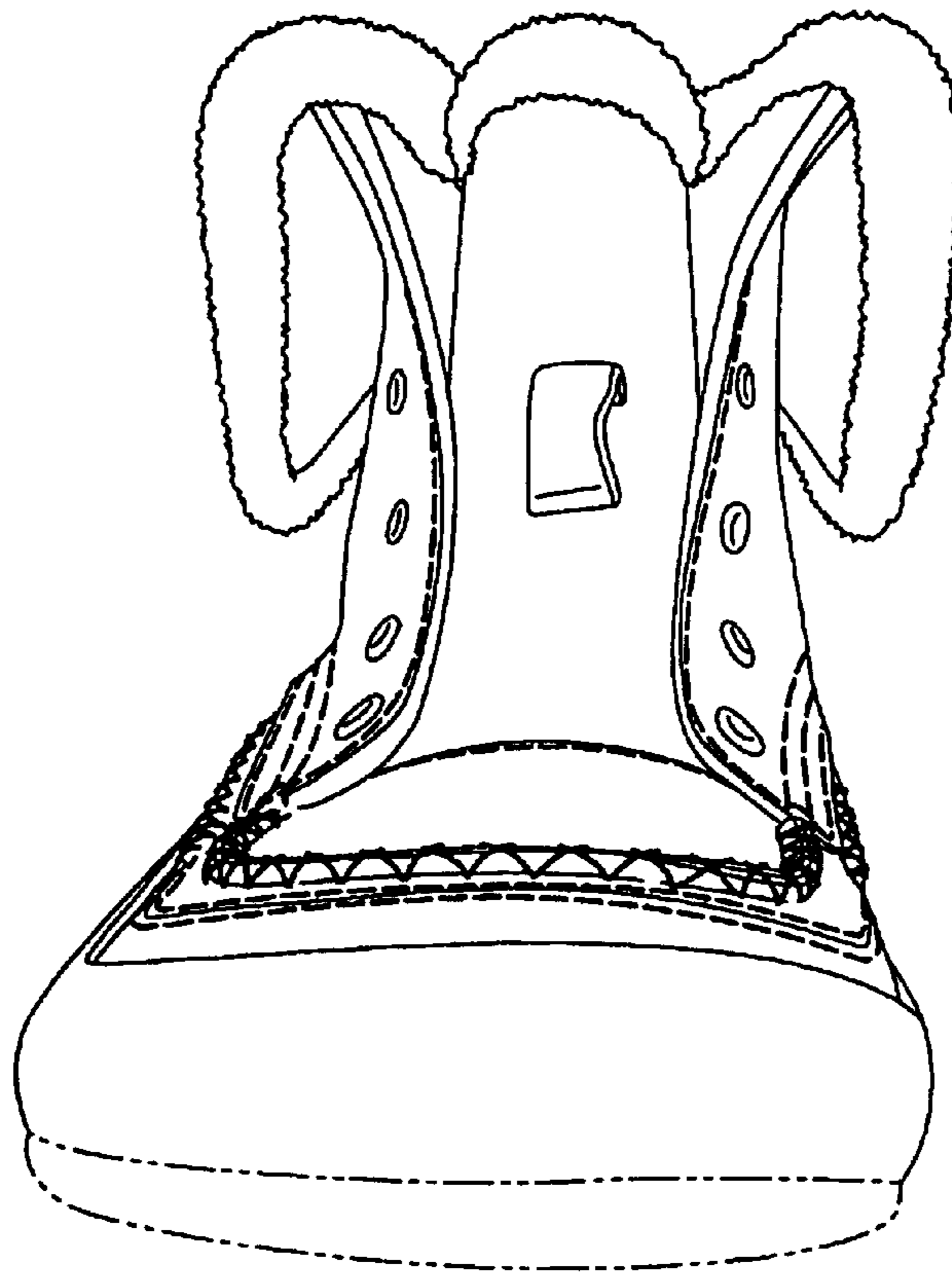


Fig. 5

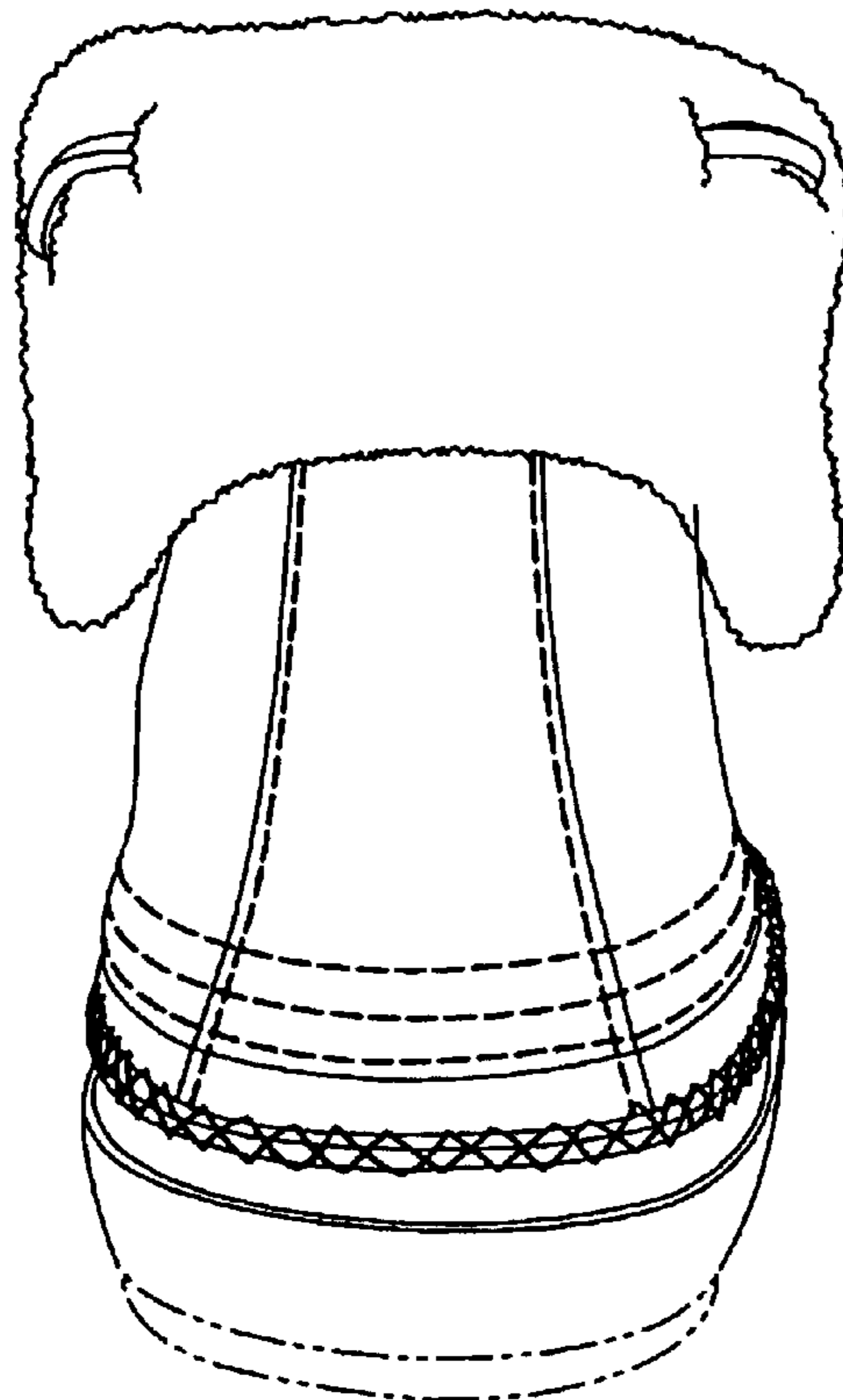


Fig. 6