



US00D538522S

(12) **United States Design Patent**
Keen

(10) **Patent No.:** **US D538,522 S**
(45) **Date of Patent:** **** Mar. 20, 2007**

(54) **SHOE UPPER WITH BOOTIE**

(75) Inventor: **Martin Keen**, Jamestown, RI (US)

(73) Assignee: **The Timberland Company**, Stratham, NH (US)

(**) Term: **14 Years**

(21) Appl. No.: **29/260,408**

(22) Filed: **May 24, 2006**

Related U.S. Application Data

(62) Division of application No. 29/251,731, filed on Jan. 12, 2006, which is a division of application No. 11/182,970, filed on Jul. 15, 2005, and a division of application No. 29/234,283, filed on Jul. 15, 2005, now Pat. No. Des. 528,270.

(51) **LOC (8) Cl.** **02-99**

(52) **U.S. Cl.** **D2/969**

(58) **Field of Classification Search** D2/896,
D2/916, 903, 907, 908, 943, 944, 969, 972-974,
D2/947, 951, 954, 960; 36/7.3, 4, 8.1, 11.5
See application file for complete search history.

(56) **References Cited**

U.S. PATENT DOCUMENTS

- D35,490 S * 12/1901 Hatheway D2/916
- D37,359 S * 2/1905 Borchardt D2/916
- 1,386,684 A * 8/1921 Bradford 36/11.5
- 2,169,337 A 8/1939 Davis
- D135,155 S * 3/1943 Huff D2/916
- 2,496,782 A 2/1950 Engel
- D158,653 S * 5/1950 Fenlason D2/916
- D163,359 S * 5/1951 Braun D2/916
- D163,615 S * 6/1951 Laughlin D2/916
- 3,002,297 A * 10/1961 Neilson 36/11.5
- 4,107,857 A 8/1978 Devlin
- 4,294,023 A 10/1981 Banford
- 4,619,058 A 10/1986 Gumbert
- 4,942,678 A 7/1990 Gumbert
- D363,815 S * 11/1995 Lucarelli D2/960
- 5,651,195 A 7/1997 Clancy

- D394,947 S * 6/1998 Avar D2/960
- D406,688 S 3/1999 Winters et al.
- 6,052,921 A 4/2000 Oreck
- D433,220 S * 11/2000 Fogg D2/972
- D440,033 S * 4/2001 Neely D2/954
- D475,180 S 6/2003 Cosentino
- D487,334 S * 3/2004 Issler D2/960
- D487,613 S * 3/2004 Urie et al. D2/960
- 6,701,644 B2 3/2004 Oorei et al.
- D505,250 S * 5/2005 Adams et al. D2/969
- D509,049 S * 9/2005 McClaskie D2/960

(Continued)

Primary Examiner—Dominic Simone

(74) *Attorney, Agent, or Firm*—Lerner, David, Littenberg, Krumholz & Mentlik, LLP

(57) **CLAIM**

The ornamental design for shoe upper with bootie, as shown and described.

DESCRIPTION

FIG. 1 is a perspective view of a shoe upper with bootie in accordance with an embodiment of the present invention; FIG. 2 is a right side elevational view of the shoe upper with bootie of FIG. 1;

FIG. 3 is a left side elevational view of the shoe upper with bootie of FIG. 1;

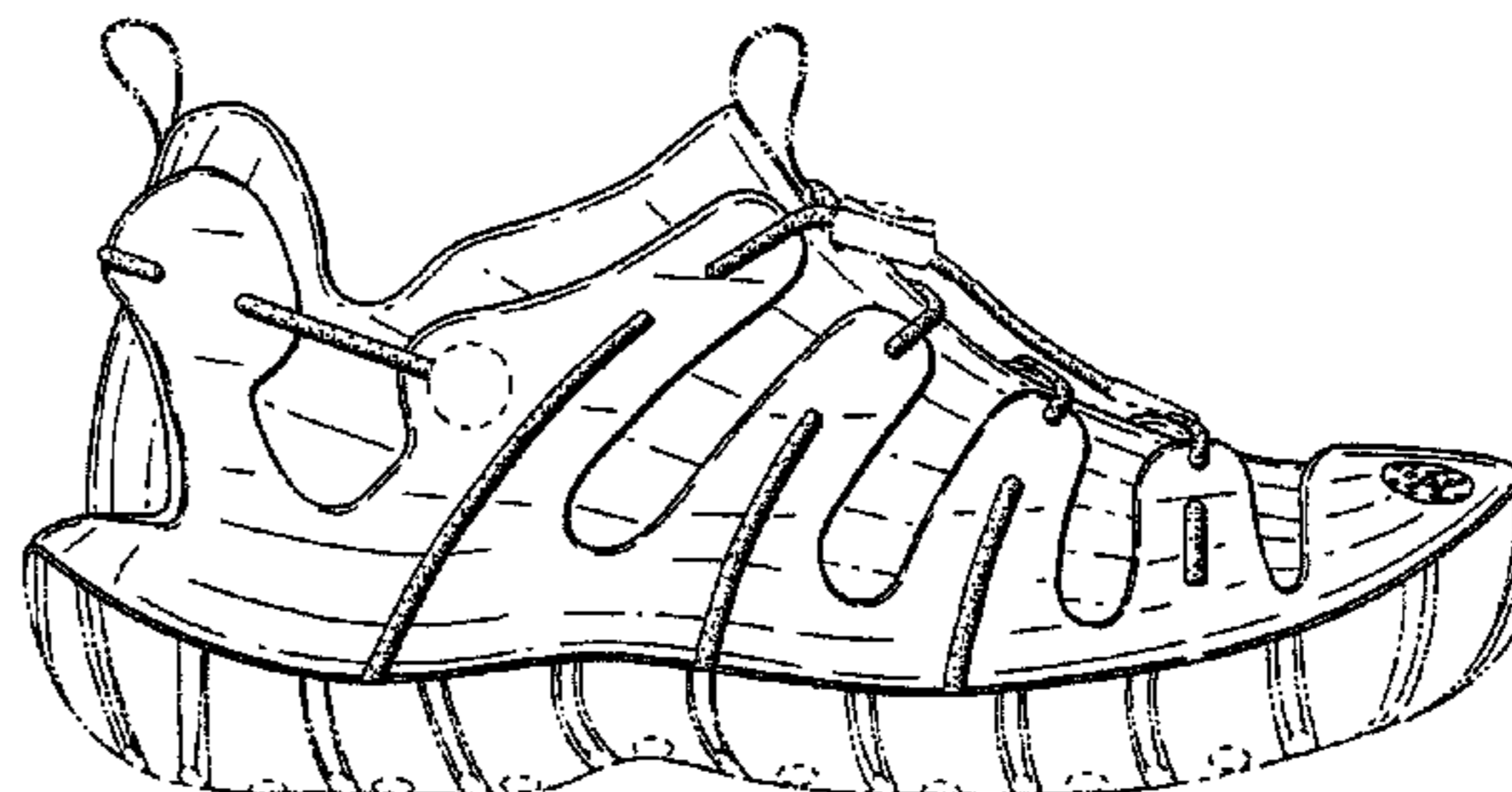
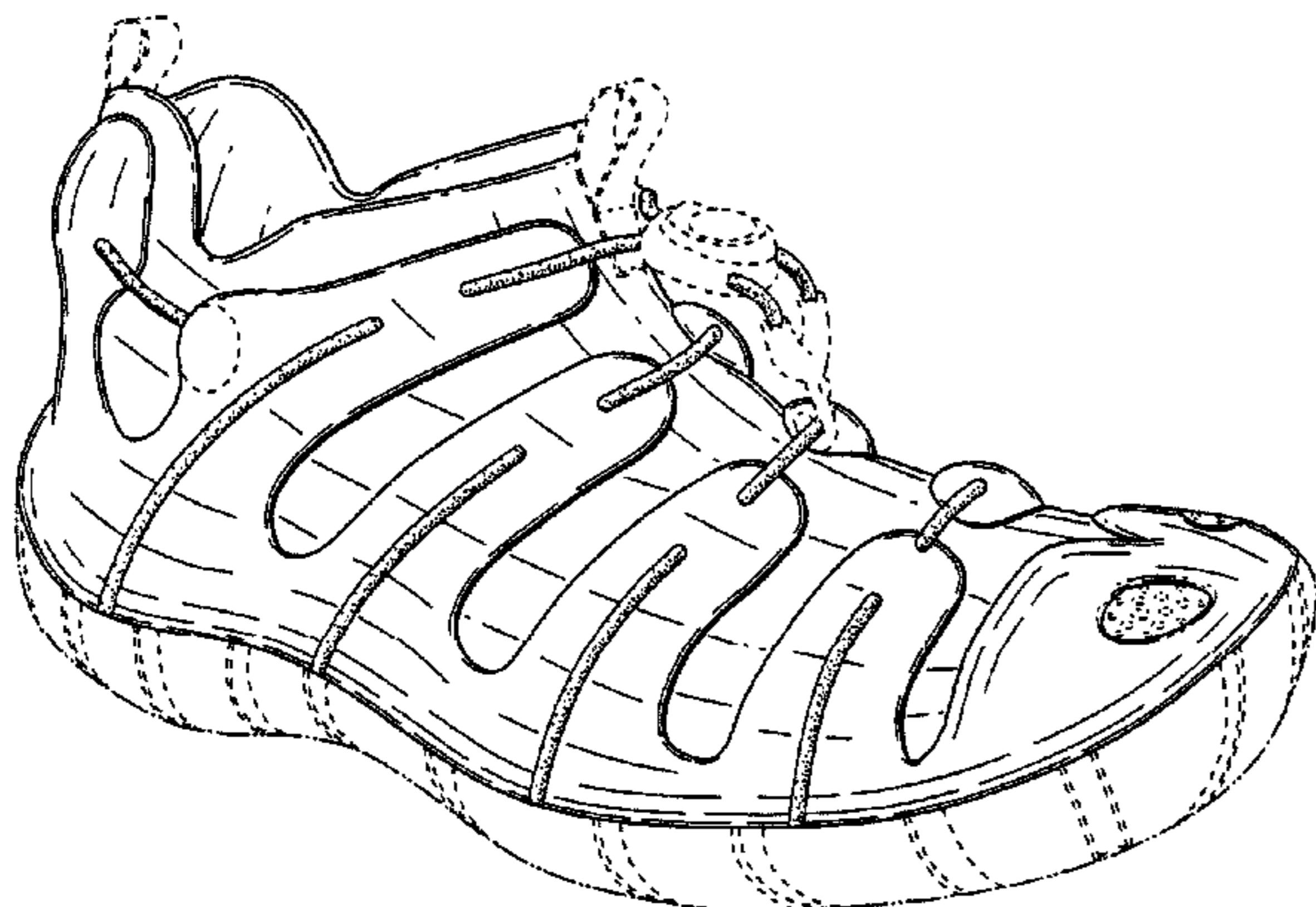
FIG. 4 is a top plan view of the shoe upper with bootie of FIG. 1;

FIG. 5 is a front elevational view of the shoe upper with bootie of FIG. 1; and,

FIG. 6 is a rear elevational view of the shoe upper with bootie of FIG. 1.

The appearance of the air holes on the pair of coverings of the toe cap as shown in FIGS. 1-5; the lace end keeper as shown in FIGS. 1, 2 and 4; the lace pull and the lace locking mechanism as shown in FIGS. 1-5; the finger pulls as shown in FIGS. 1-6; and the outsole as shown in FIGS. 1-6 are presented in broken line format and form no part of the claimed invention.

1 Claim, 4 Drawing Sheets



US D538,522 S

Page 2

U.S. PATENT DOCUMENTS

D511,883 S	*	11/2005	Matis	D2/969	2003/0182820 A1	10/2003	Fuerst et al.
D513,838 S	*	1/2006	Birkenstock	D2/916	2004/0128863 A1	7/2004	Hong et al.
D514,294 S	*	2/2006	Matis	D2/969	2005/0060914 A1	3/2005	Fuerst
D515,299 S	*	2/2006	Burg	D2/969	2005/0274040 A1	12/2005	Fuerst
D517,302 S	*	3/2006	Ardissono	D2/969			

* cited by examiner

FIG. 1

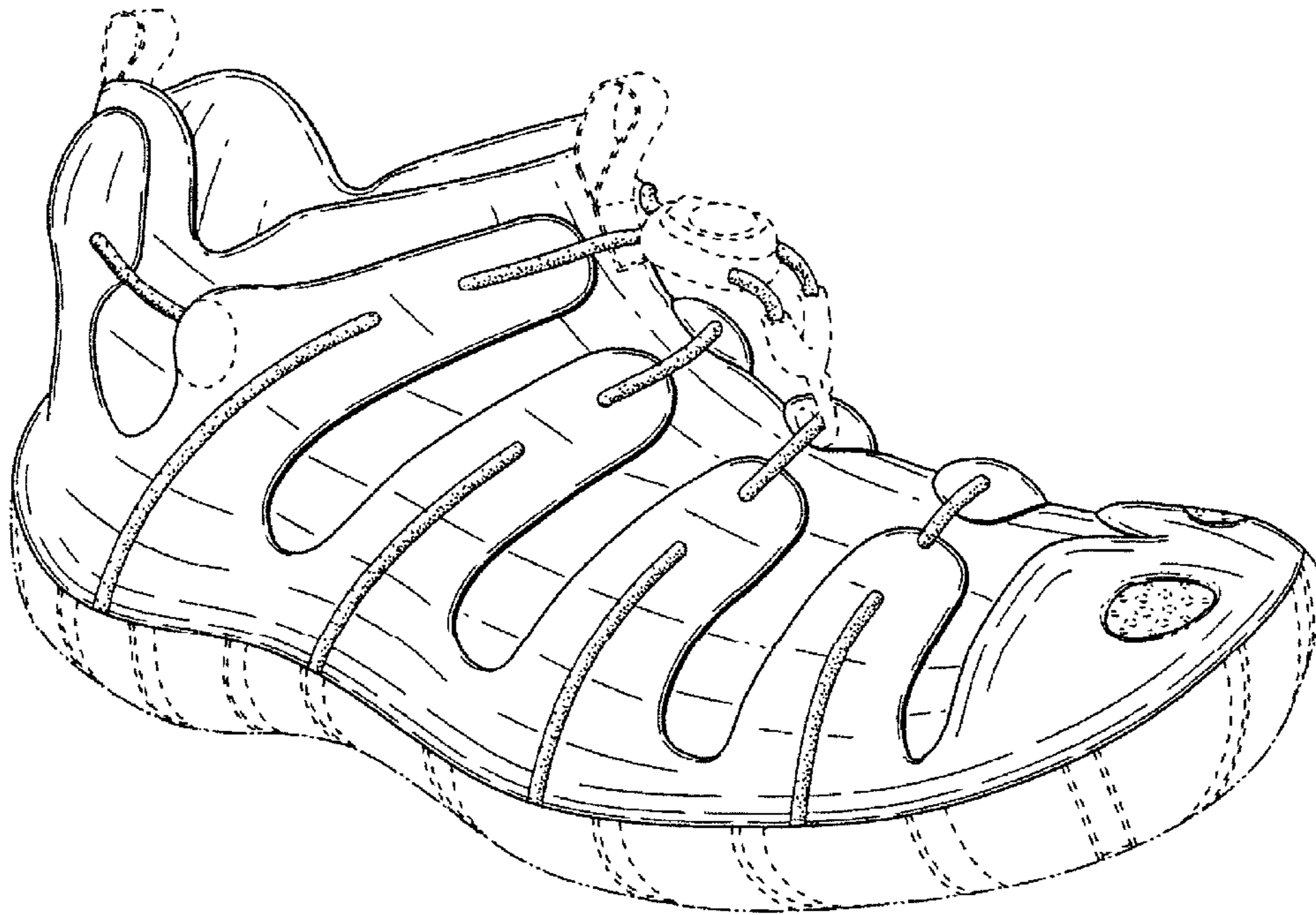


FIG. 2




FIG. 3




FIG. 4

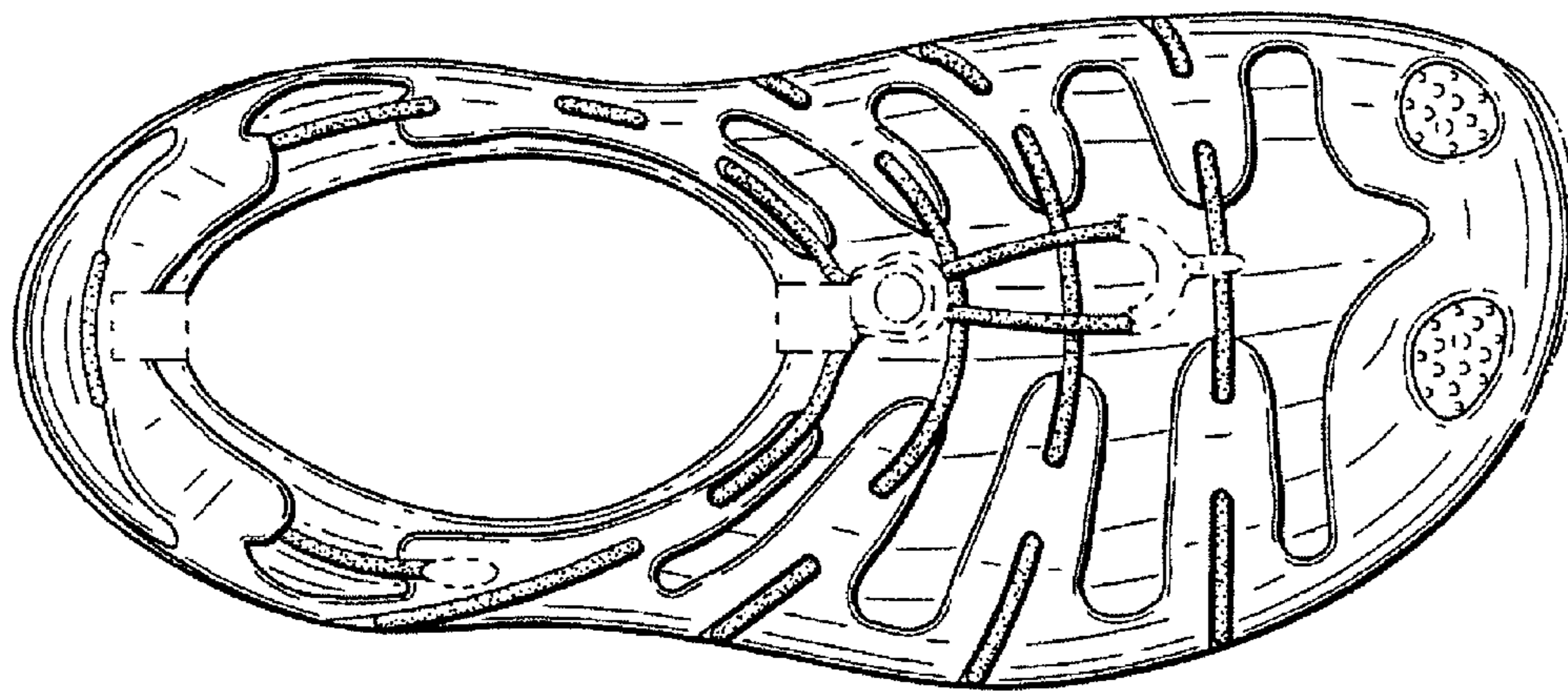


FIG. 5

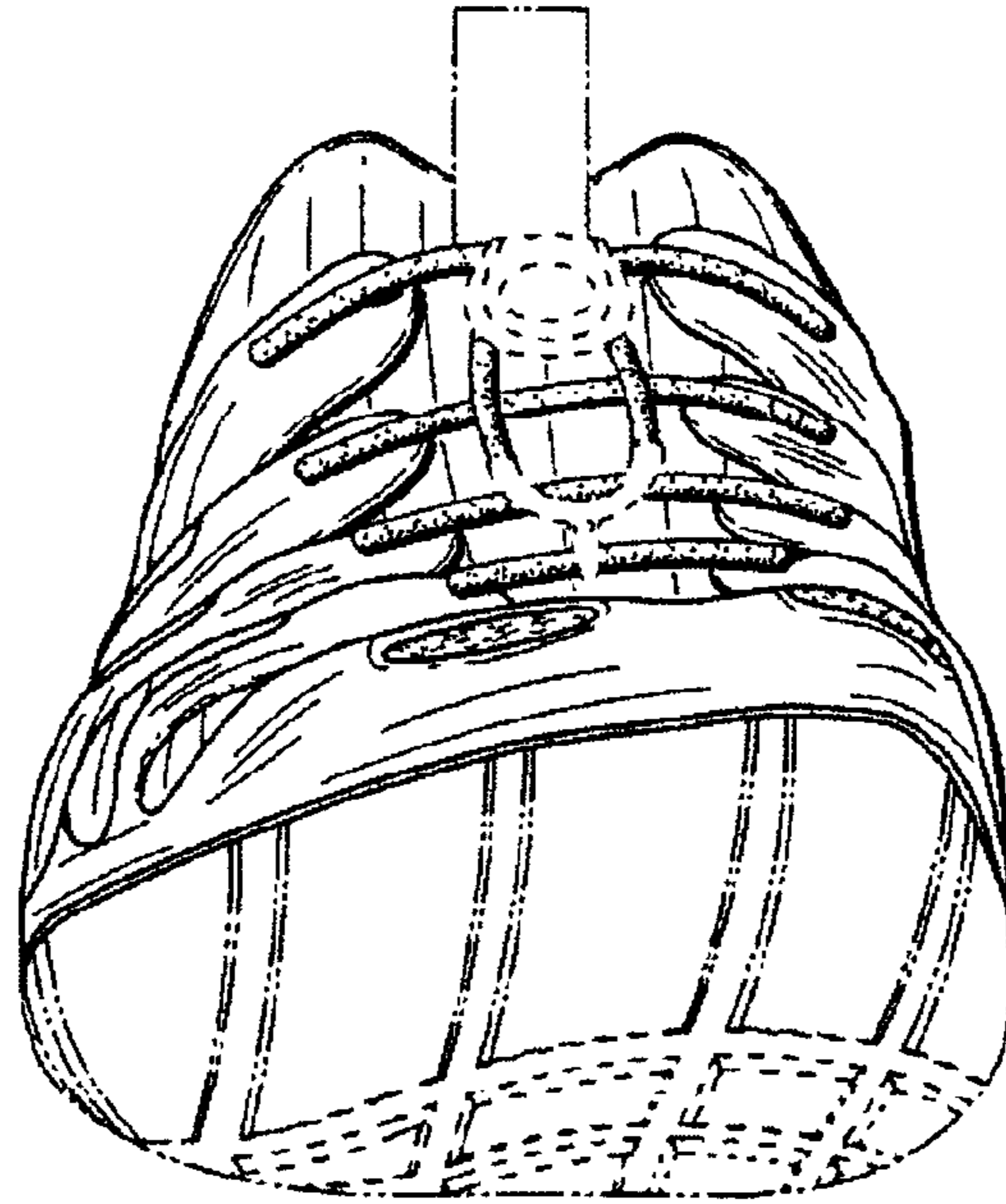


FIG. 6

