



US00D538519S

(12) **United States Design Patent**
McClaskie

(10) **Patent No.:** **US D538,519 S**

(45) **Date of Patent:** **** *Mar. 20, 2007**

- (54) **OUTSOLE FOR A SHOE**
- (75) Inventor: **Thomas E. McClaskie**, Bethlehem, PA (US)
- (73) Assignee: **Columbia Insurance Company**, Omaha, NE (US)
- (*) Notice: This patent is subject to a terminal disclaimer.
- (**) Term: **14 Years**

3,672,077 A *	6/1972	Coles	36/134
4,231,170 A	11/1980	Griswold	36/72
4,366,629 A	1/1983	Scherz	36/4
4,377,041 A *	3/1983	Alchermes	36/30 R
4,562,652 A	1/1986	Hensler	36/102
D288,621 S *	3/1987	Surpuriya et al.	D2/961
D302,348 S *	7/1989	Miller	D2/957
4,908,963 A	3/1990	Krajcir et al.	36/77
4,995,174 A	2/1991	Hong et al.	36/72
5,048,203 A	9/1991	Kling	36/32
5,154,682 A *	10/1992	Kellerman	36/44
5,185,944 A	2/1993	Okajima	36/45

(Continued)

- (21) Appl. No.: **29/215,141**
- (22) Filed: **Oct. 14, 2004**
- (51) **LOC (8) Cl.** **02-04**
- (52) **U.S. Cl.** **D2/957; D2/949; D2/960**
- (58) **Field of Classification Search** D2/902, D2/946-949, 951-960; 36/3 B, 22 R, 24.5, 36/25 R, 28, 32 R, 34 R, 67 A, 59 C
See application file for complete search history.

Primary Examiner—Celia A. Murphy
(74) *Attorney, Agent, or Firm*—St. Onge Steward Johnston & Reens LLC

(57) **CLAIM**

I claim the ornamental design for an outsole for a shoe, as shown and described.

DESCRIPTION

FIG. 1 is a bottom view of an outsole for a shoe showing my new design;

FIG. 2 is a right side view of the outsole for a shoe in accordance with the new design shown in FIG. 1;

FIG. 3 is a left side view of the outsole for a shoe in accordance with the new design shown in FIGS. 1-2;

FIG. 4 is a front view of the outsole for a shoe in accordance with the new design shown in FIGS. 1-3;

FIG. 5 is a cross sectional view of the outsole for a shoe in accordance with the new design shown in FIGS. 1-4; and, FIG. 6 is an enlarged perspective view of the area referenced as "6" in FIG. 1.

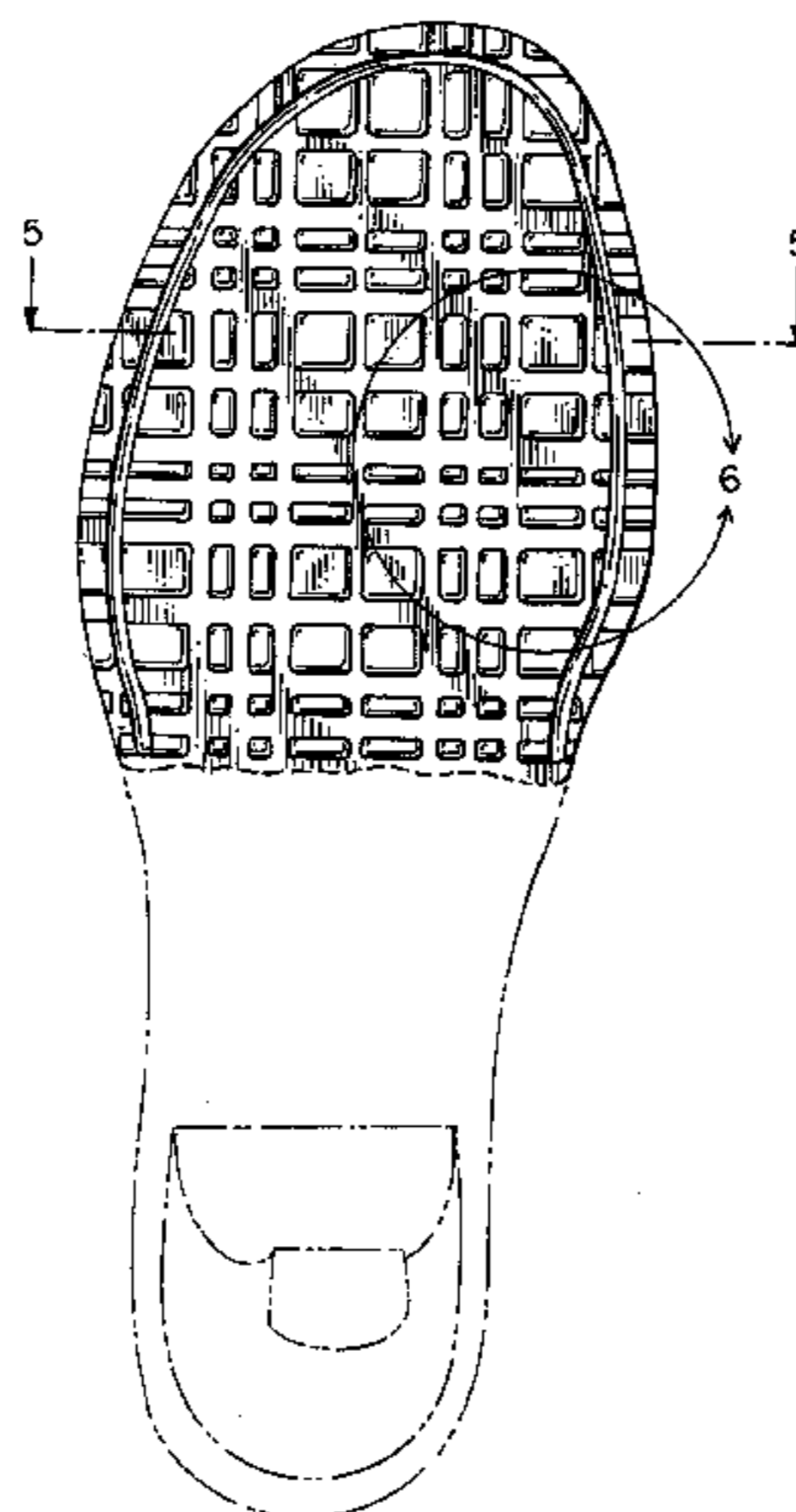
The broken lines showing a shoe upper in FIGS. 1-4 represent the portions of the design that form no part of the claim. The broken wavy line immediately adjacent to the claimed surface in FIGS. 1-3, represents the boundary of the design with the broken line itself forming no part of the claim.

1 Claim, 4 Drawing Sheets

(56) **References Cited**

U.S. PATENT DOCUMENTS

D77,025 S *	11/1928	Oakley	D2/967
1,974,543 A	9/1934	Reymond	
2,046,217 A	6/1936	Strauss	
2,079,237 A	5/1937	Allard	
2,160,768 A	5/1939	Wasser	
2,344,069 A	3/1944	Wasser	
2,344,762 A *	3/1944	Wylie	36/3 B
2,685,141 A *	8/1954	Davenport	36/7.6
2,853,805 A *	9/1958	Dratman	36/1
D185,654 S *	7/1959	Zerkowitz	D2/959
3,091,871 A	6/1963	Tronche	
3,175,310 A	3/1965	MacQuaid	
3,175,311 A	3/1965	MacQuaid	
3,191,321 A	6/1965	Brutting	
3,213,551 A	10/1965	Krauss	
D212,521 S *	10/1968	Herunter	D2/957
3,407,518 A	10/1968	MacQuaid et al.	
3,525,165 A	8/1970	Randall, Jr.	
3,561,142 A	2/1971	Streit, Sr. et al.	



US D538,519 S

Page 2

U.S. PATENT DOCUMENTS

5,499,459	A	3/1996	Tomaro	36/10	D433,214	S	*	11/2000	McDowell	D2/957	
5,526,584	A	6/1996	Bleimhofer et al.	36/10	D440,748	S	*	4/2001	Morgan	D2/957	
D380,075	S	*	6/1997	Sell et al.	D2/959	6,318,002	B1	*	11/2001	Ou	36/44
D393,142	S	*	4/1998	Brown	D2/908	D452,061	S	*	12/2001	Smith	D2/957
5,738,937	A	4/1998	Baychar	428/316.6	D464,476	S	*	10/2002	Wahoske	D2/957	
D397,546	S	*	9/1998	Merceron	D2/951	D470,999	S	*	3/2003	Schroeder et al.	D2/957
D405,943	S	*	2/1999	Merceron	D2/957	D474,586	S	*	5/2003	Recchi	D2/957
5,901,468	A	*	5/1999	Whyte	36/71	D495,478	S	*	9/2004	McClaskie	D2/957
D417,946	S	*	12/1999	Turner	D2/960	D517,786	S	*	3/2006	Burg	D2/951
D426,372	S	*	6/2000	Price	D2/908	D520,220	S	*	5/2006	Morgan et al.	D2/957

* cited by examiner

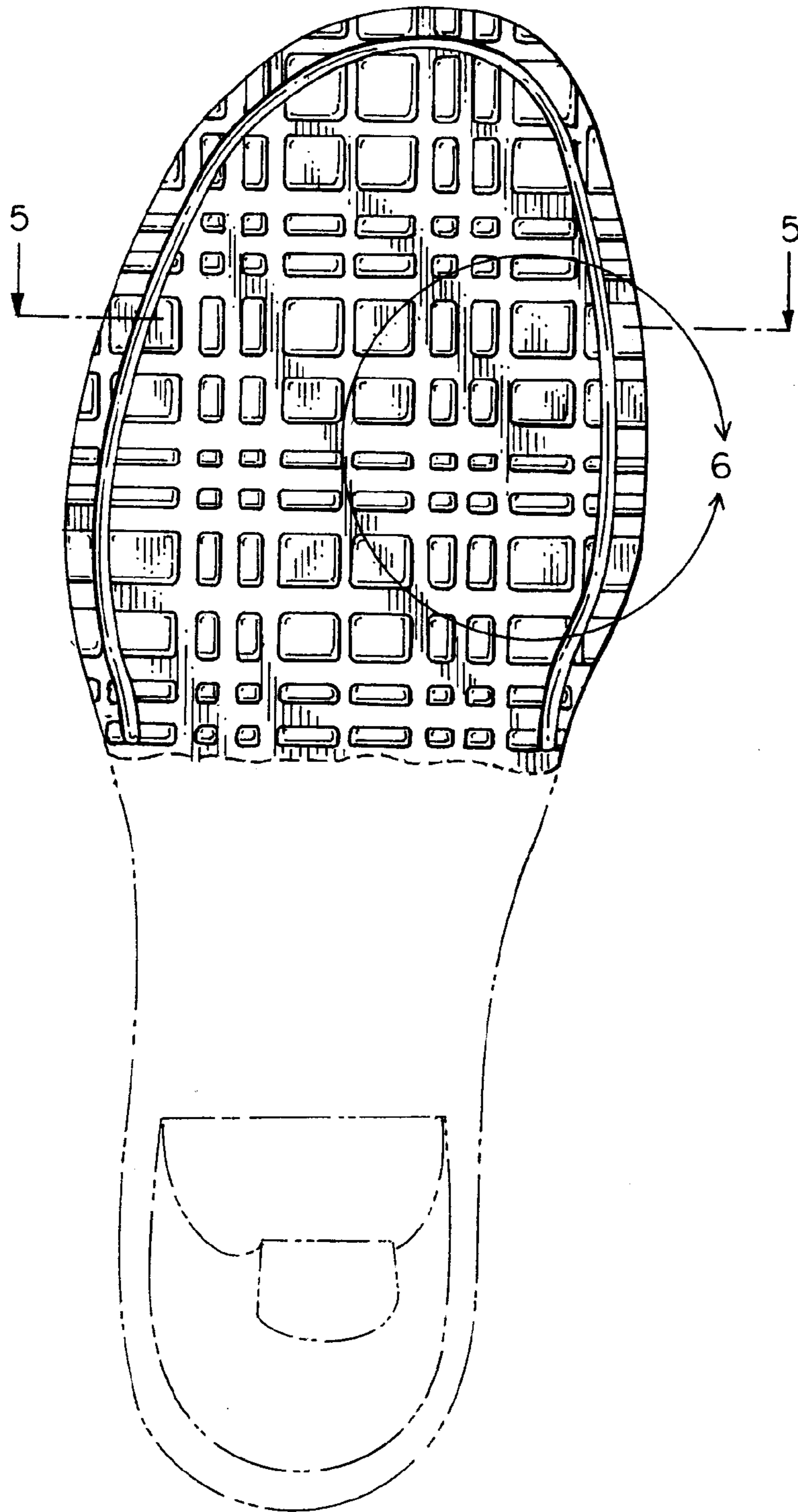


FIG. 1

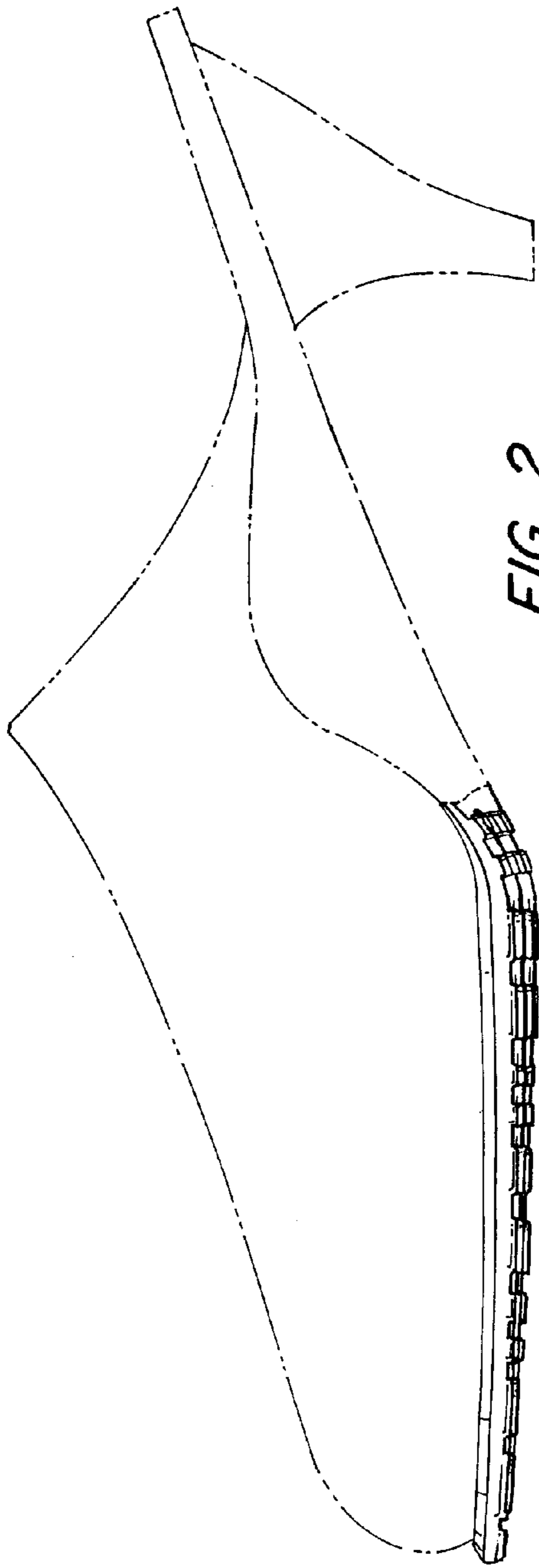


FIG. 2

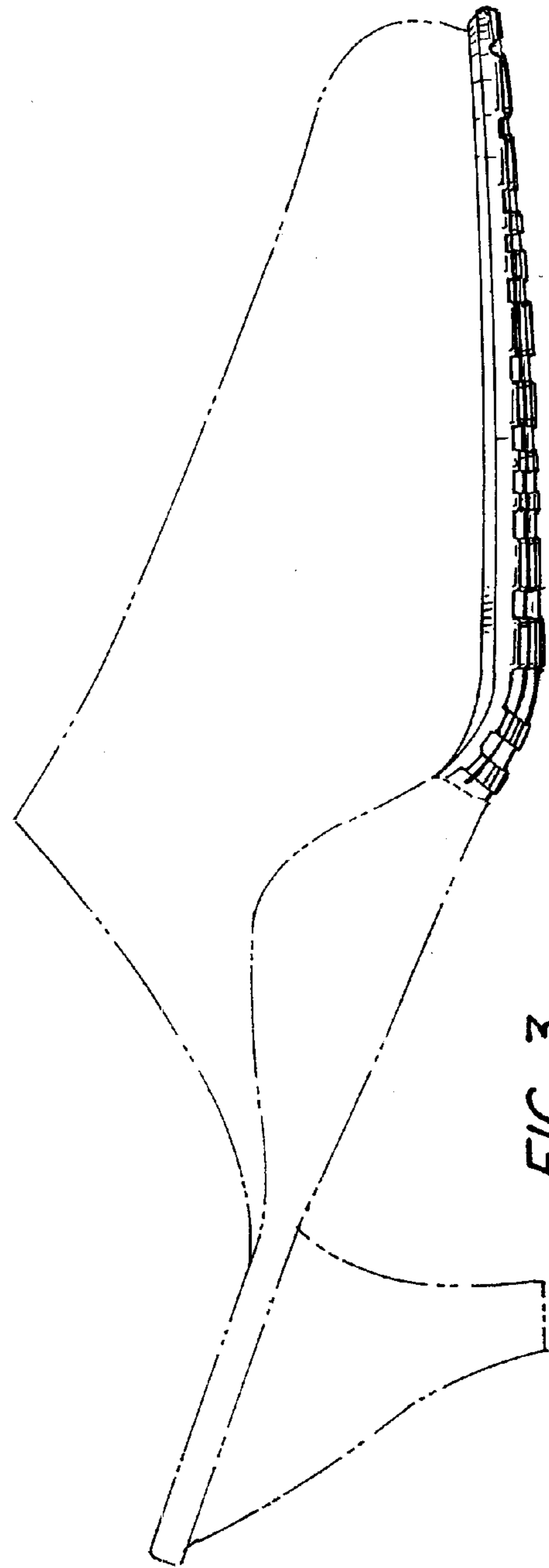


FIG. 3

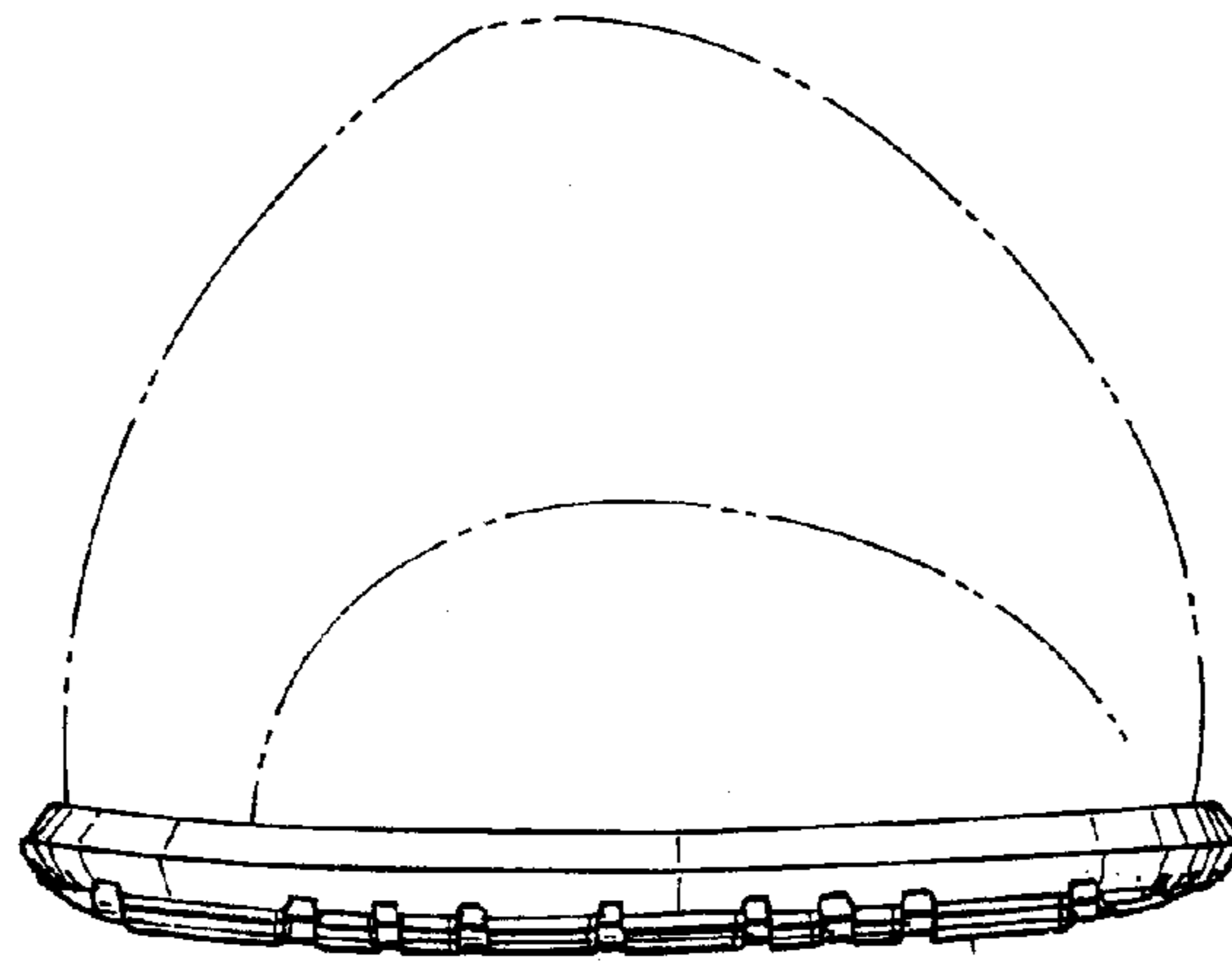


FIG. 4



FIG. 5

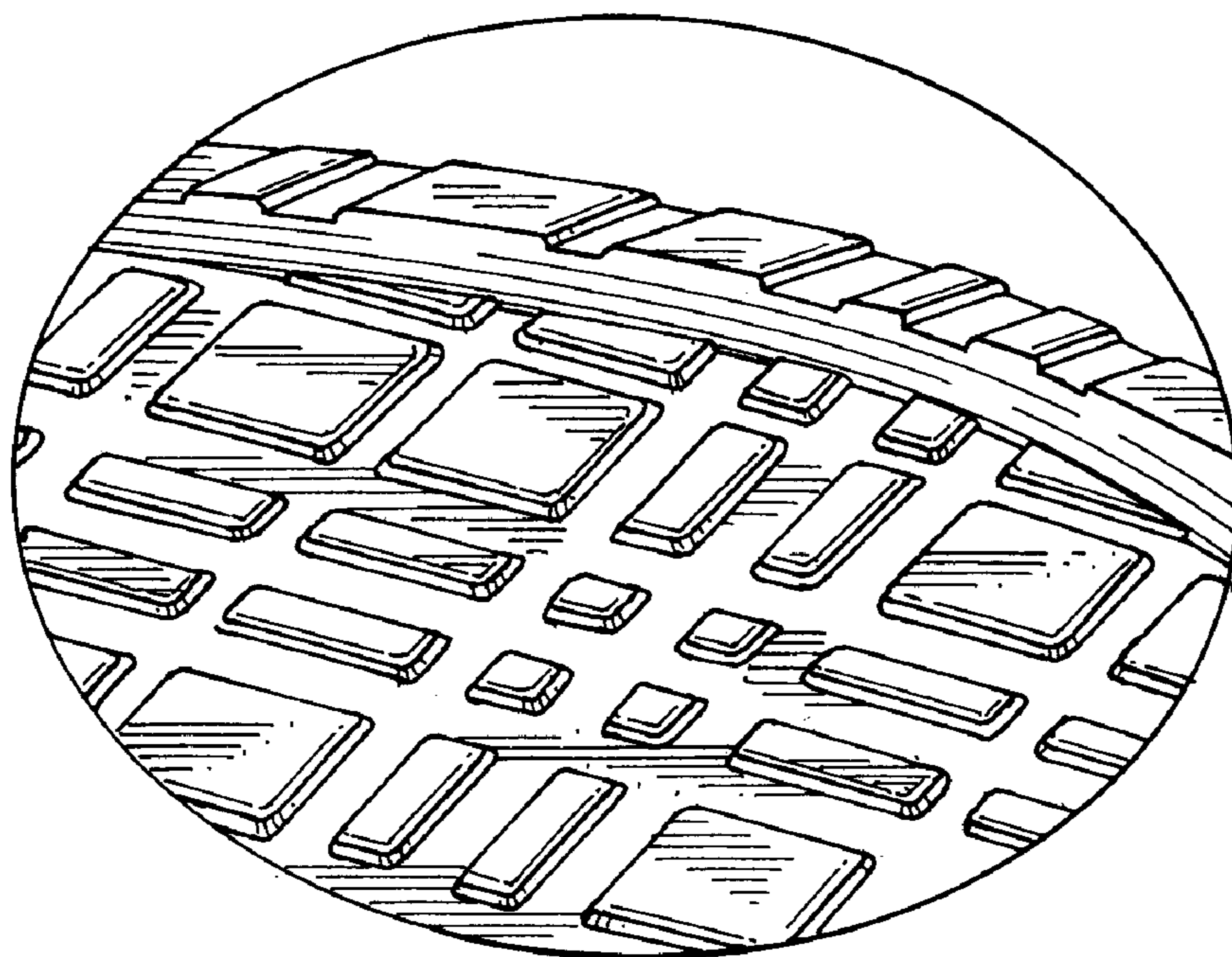


FIG. 6