



US00D538515S

(12) **United States Design Patent**
Wilkenfeld et al.

(10) **Patent No.:** **US D538,515 S**
(45) **Date of Patent:** **** Mar. 20, 2007**

- (54) **DANCE FOOTWEAR**
- (75) Inventors: **David Wilkenfeld**, Sydney (AU);
Felicia Leoncelli, Sydney (AU)
- (73) Assignee: **Pointe Noir Pty Ltd.** (AU)
- (**) Term: **14 Years**
- (21) Appl. No.: **29/239,169**
- (22) Filed: **Sep. 26, 2005**
- (51) **LOC (8) Cl.** **02-04**
- (52) **U.S. Cl.** **D2/902**
- (58) **Field of Classification Search** D2/902,
D2/896, 907, 911, 915, 919, 923-925, 941,
D2/969; 36/3 A, 7.1 R
See application file for complete search history.

D437,105 S 2/2001 Mahjied
D517,784 S 3/2006 Wilkenfeld et al.
2002/0078591 A1 6/2002 Morrone
2003/0029055 A1 * 2/2003 Morrone 36/8.3
2003/0033729 A1 * 2/2003 Farrior 36/8.3

FOREIGN PATENT DOCUMENTS

WO WO1999/51117 10/1999
WO WO2006/037154 A1 4/2006

OTHER PUBLICATIONS

PCT International Search Report and Written Opinion dated Nov. 7, 2005 prepared by ISA/AU for PCT Appl. No. PCT/AU2005/001504; filed Sep. 29, 2005; 11 pages.

* cited by examiner

Primary Examiner—Stella Reid
Assistant Examiner—Rashida C. McCoy
(74) *Attorney, Agent, or Firm*—Ganz Law, .P.C.

(56) **References Cited**

U.S. PATENT DOCUMENTS

726,778 A	4/1903	Smith	
900,881 A	10/1908	Parker	
1,754,054 A	4/1930	Selva	
1,953,659 A *	4/1934	Savino	36/8.3
2,252,315 A	8/1941	Doree	
2,683,316 A *	7/1954	Reker et al.	36/8.3
2,701,925 A *	2/1955	Luhr	36/72 R
4,277,897 A	7/1981	O'Connell	
4,495,715 A	1/1985	Fredrickson et al.	
4,583,304 A *	4/1986	Spalding	36/113
4,944,099 A	7/1990	Davis	
5,035,069 A *	7/1991	Minden	36/113
5,129,165 A *	7/1992	Woodle	36/8.3
5,191,726 A *	3/1993	Vallee	36/88
5,220,735 A *	6/1993	Raoul-Duval	36/8.3
D339,669 S *	9/1993	Miller	D2/919
5,257,969 A *	11/1993	Mance	602/28
5,956,868 A	9/1999	Stevens et al.	
6,018,888 A *	2/2000	Wilkenfeld et al.	36/8.3

(57) **CLAIM**

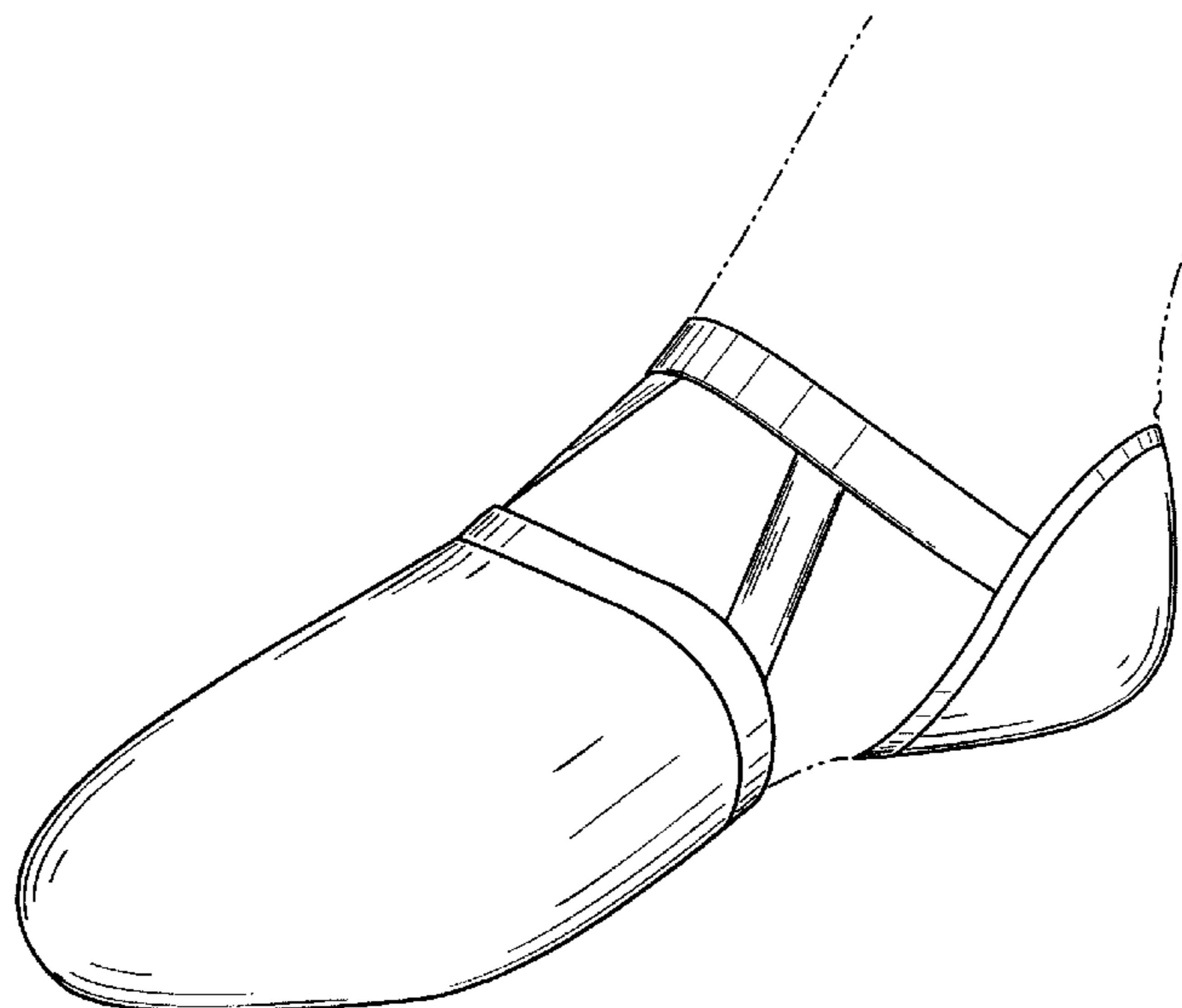
The ornamental design for dance footwear, as shown and described.

DESCRIPTION

FIG. 1 is a front perspective view of a dance footwear showing my new design in use condition;
FIG. 2 is a lateral side elevation view thereof;
FIG. 3 is a medial side elevation view thereof;
FIG. 4 is a front view thereof;
FIG. 5 is a rear view thereof;
FIG. 6 is a top view thereof; and,
FIG. 7 is a bottom view thereof.

The broken line showing of the sole, leg and foot is for illustrative purposes only and forms no part of the claimed design.

1 Claim, 3 Drawing Sheets



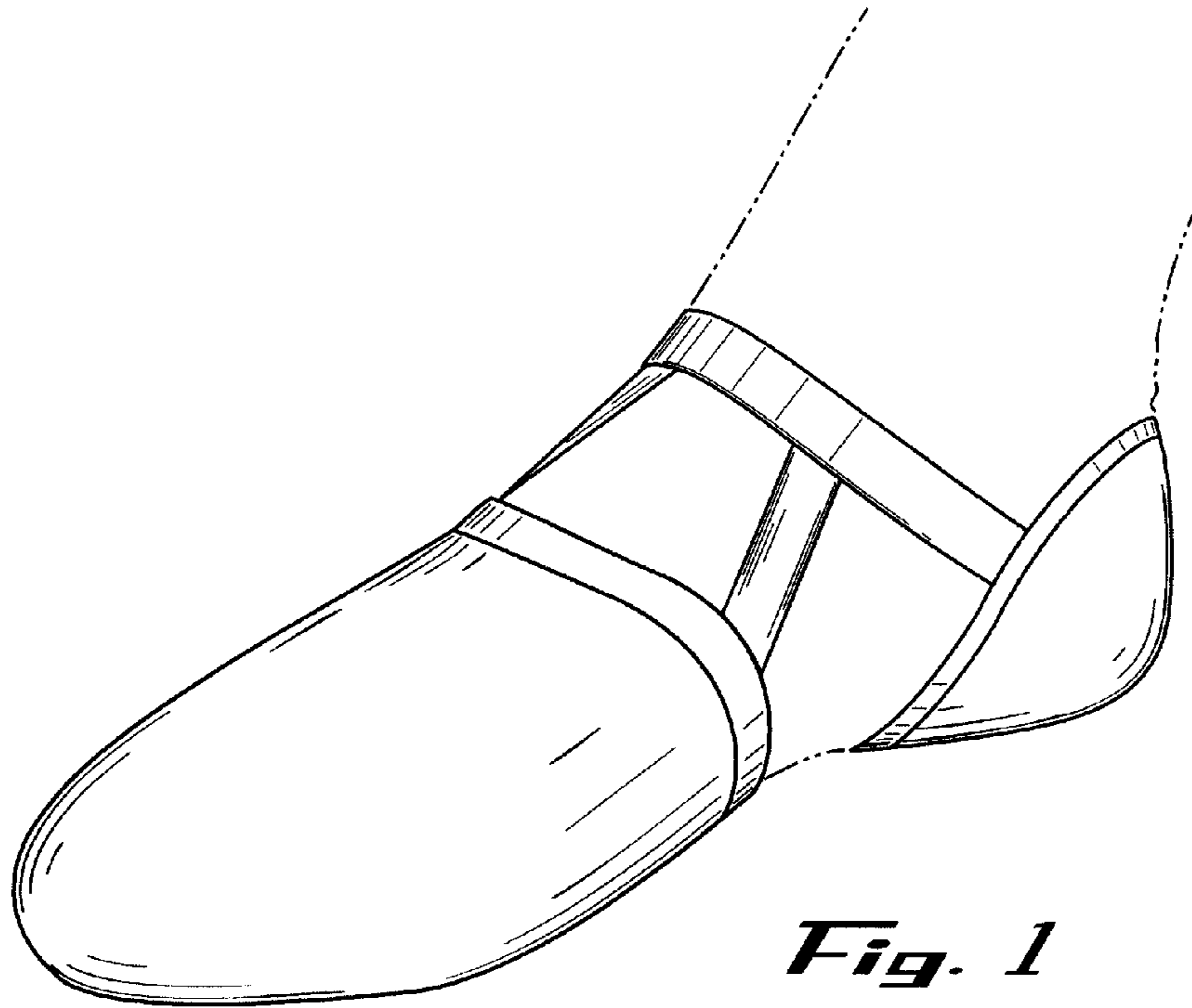


Fig. 1

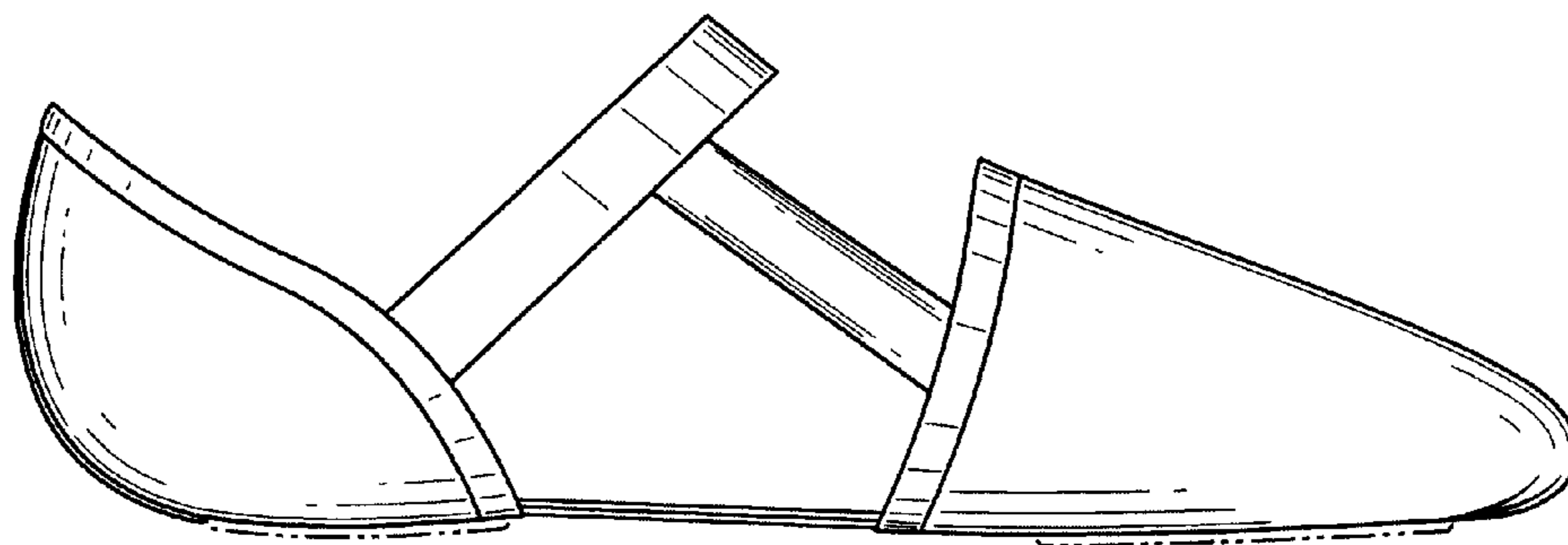


Fig. 2




Fig. 3

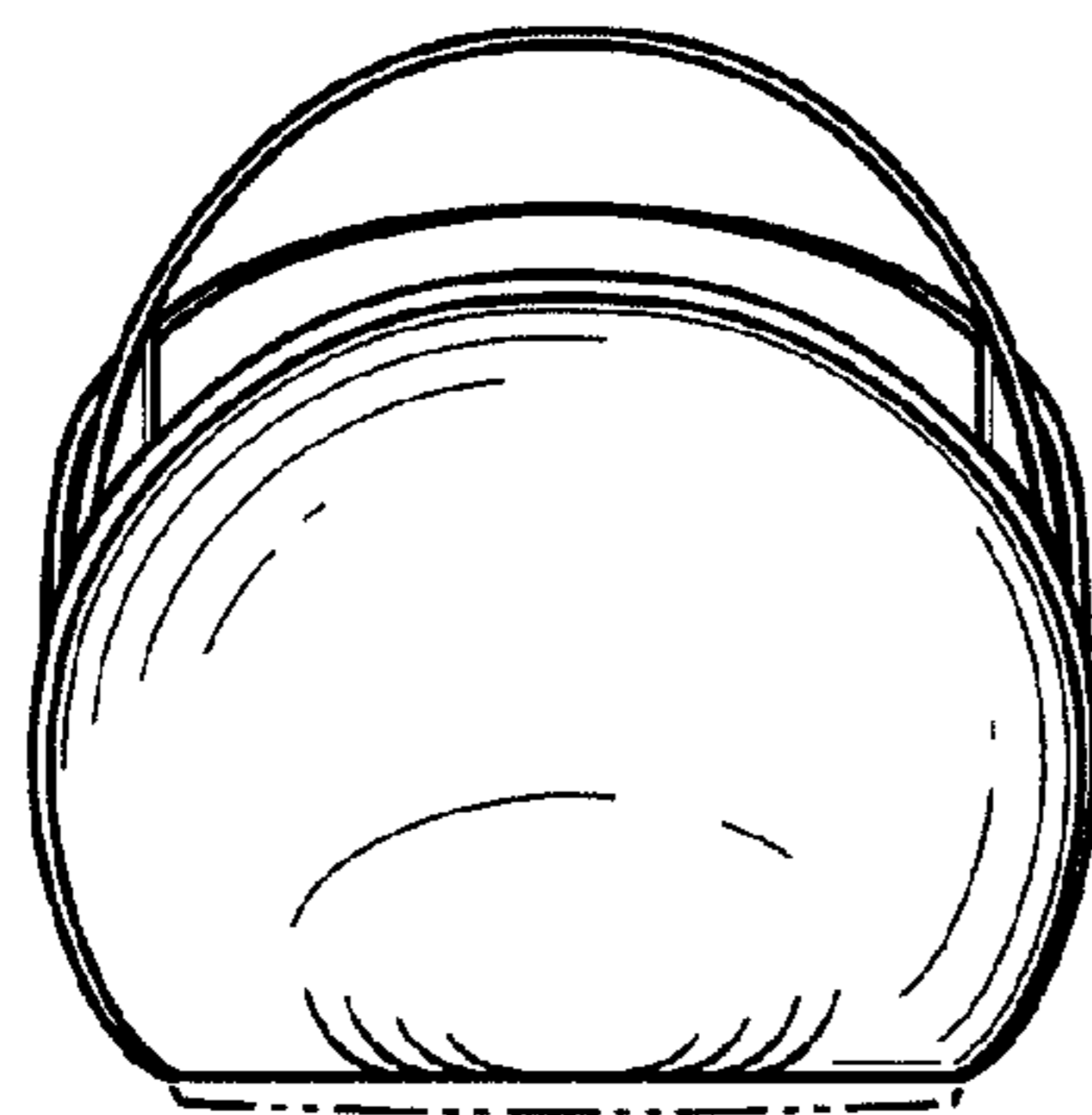


Fig. 4

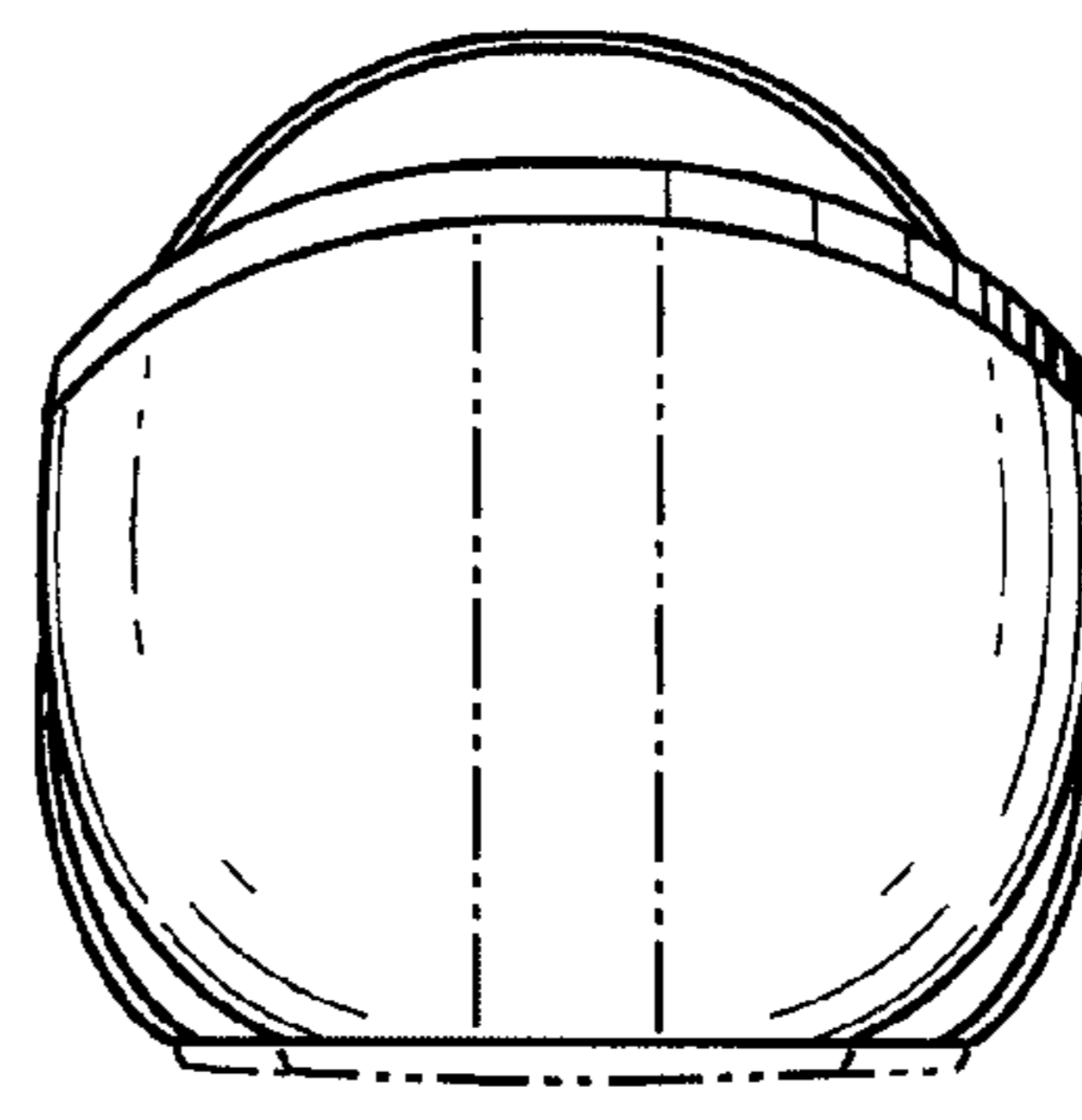


Fig. 5

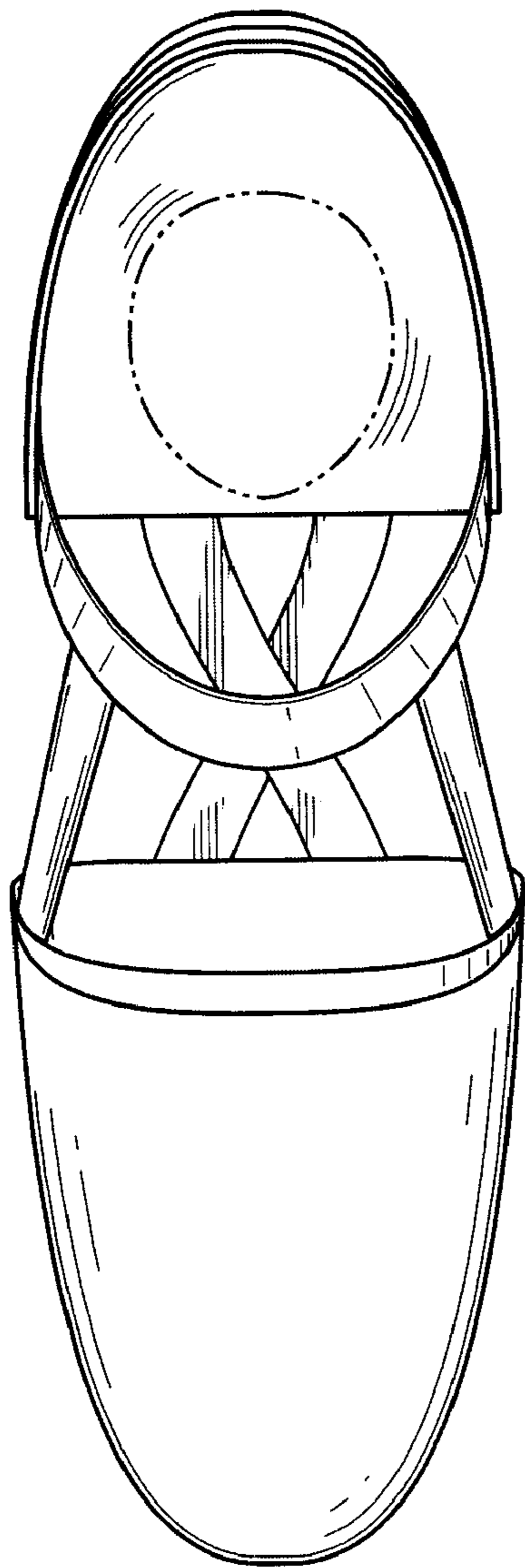


Fig. 6

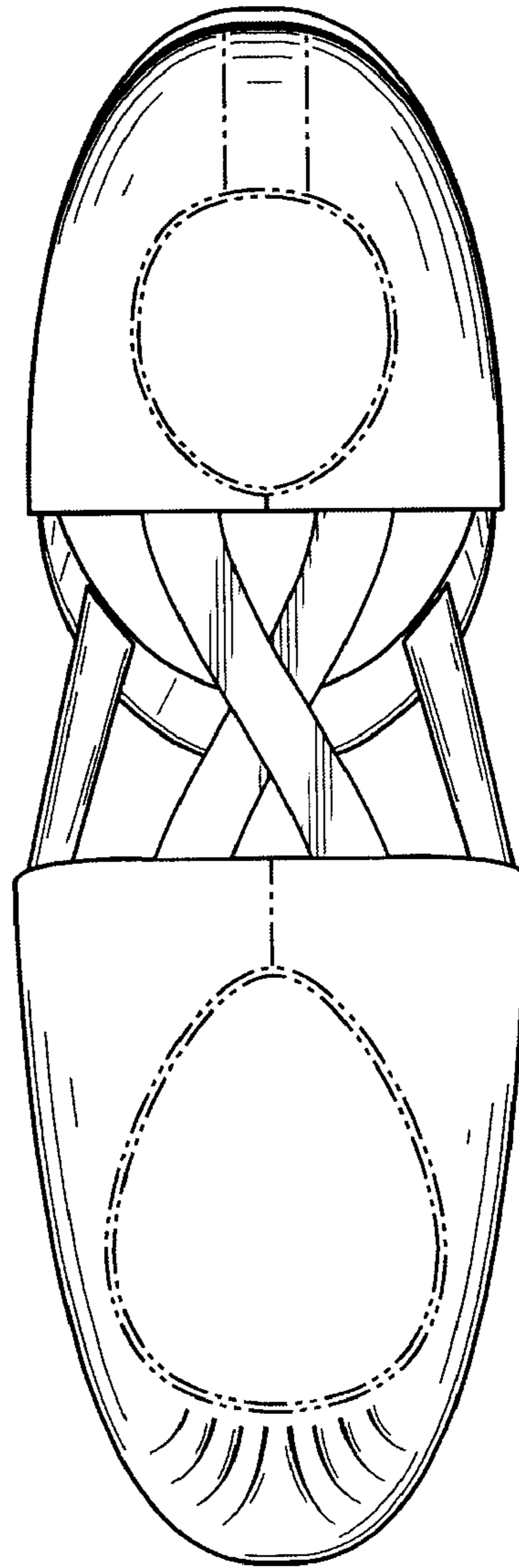


Fig. 7