



US00D538503S

(12) **United States Design Patent**  
**Ryan et al.**

(10) **Patent No.: US D538,503 S**

(45) **Date of Patent: \*\* \*Mar. 13, 2007**

(54) **FRONT COVER FOR A MATERIAL HANDLING VEHICLE**

(75) Inventors: **H. Scott Ryan**, Skaneateles, NY (US);  
**Douglas M. Russell**, Syracuse, NY (US);  
**David L. Fergot**, Syracuse, NY (US);  
**Gregory W. Smiley**, Greene, NY (US)

(73) Assignee: **The Raymond Corporation**, Greene, NY (US)

(\*) Notice: This patent is subject to a terminal disclaimer.

(\*\*) Term: **14 Years**

(21) Appl. No.: **29/215,523**

(22) Filed: **Oct. 20, 2004**

**Related U.S. Application Data**

(63) Continuation-in-part of application No. 29/189,655, filed on Sep. 9, 2003, now Pat. No. Des. 499,855.

(51) **LOC (8) Cl.** ..... **12-05**

(52) **U.S. Cl.** ..... **D34/35**

(58) **Field of Classification Search** ..... D34/28,  
D34/35, 34; 180/89.12, 315, 299; 187/222,  
187/224; 414/685, 679, 294; 280/43.12  
See application file for complete search history.

(56) **References Cited**

**U.S. PATENT DOCUMENTS**

D181,187 S	*	10/1957	Jerwick	.....	D34/35
D211,329 S	*	6/1968	Rycraft	.....	D34/35
6,082,215 A	*	7/2000	Jerwick	.....	74/473.25
D429,277 S	*	8/2000	Bishop et al.	.....	D18/56
D466,669 S	*	12/2002	Kraimer et al.	.....	D34/34
D492,831 S	*	7/2004	Kouyama	.....	D34/34
D499,855 S	*	12/2004	Ryan et al.	.....	D34/35

\* cited by examiner

*Primary Examiner*—Cynthia E. Ramirez

(74) *Attorney, Agent, or Firm*—Quarles & Brady LLP

(57) **CLAIM**

The ornamental design for a front cover for a material handling vehicle, as shown and described.

**DESCRIPTION**

In a preferred embodiment, the nature of this product is as a front cover useful in connection with a material handling vehicle.

FIG. 1 is a top, left, front perspective view of a front cover for a material handling vehicle embodying our new design; FIG. 2 is a front elevational view of the front cover shown in FIG. 1;

FIG. 3 is a left side elevational view of the front cover shown in FIG. 1;

FIG. 4 is a top plan view of the front cover shown in FIG. 1;

FIG. 5 is a top, right, front perspective view of a mirror image of the front cover for a material handling vehicle shown in FIG. 1;

FIG. 6 is a top, left, front perspective view of another embodiment of a front cover for a material handling vehicle embodying our new design;

FIG. 7 is a front elevational view of the front cover shown in FIG. 6;

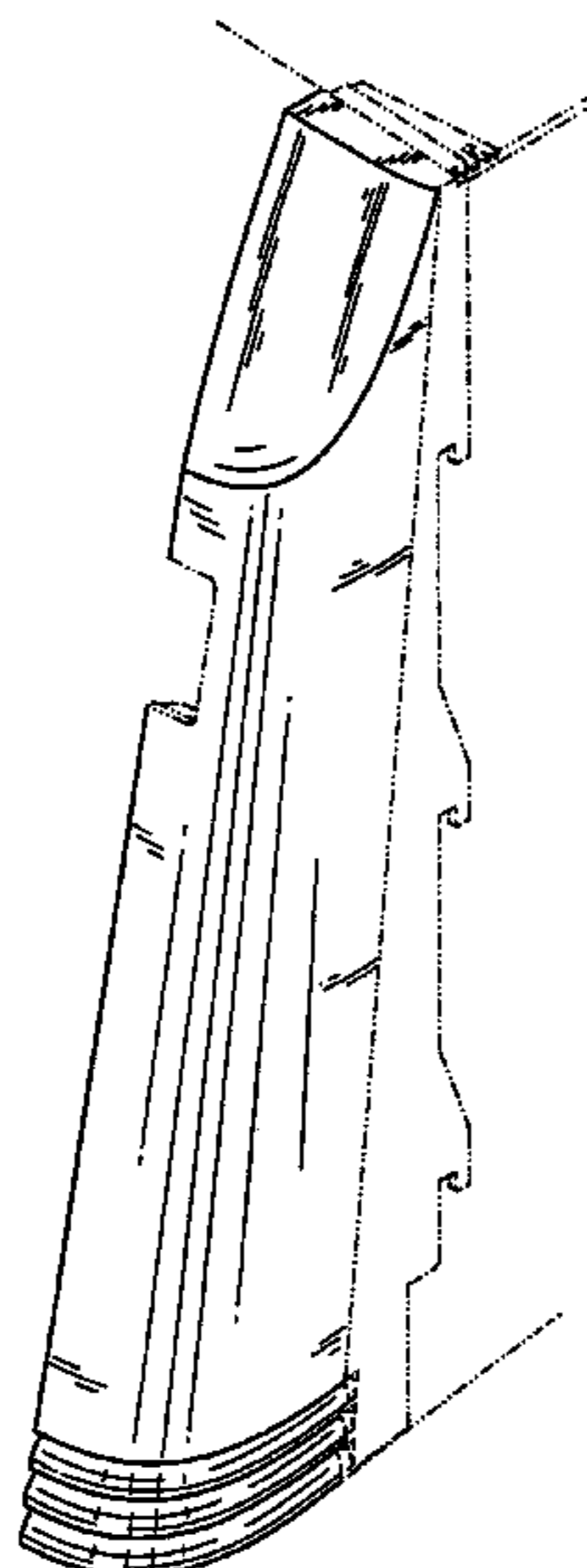
FIG. 8 is a left side elevational view of the front cover shown in FIG. 6;

FIG. 9 is a top plan view of the front cover shown in FIG. 6; and,

FIG. 10 is a top, right, front perspective view of a mirror image of the front cover for a material handling vehicle shown in FIG. 6.

The broken line representations of portions of a material handling vehicle in FIGS. 1–10, are for the purpose of illustration only, and form no part of the claimed design.

**1 Claim, 6 Drawing Sheets**



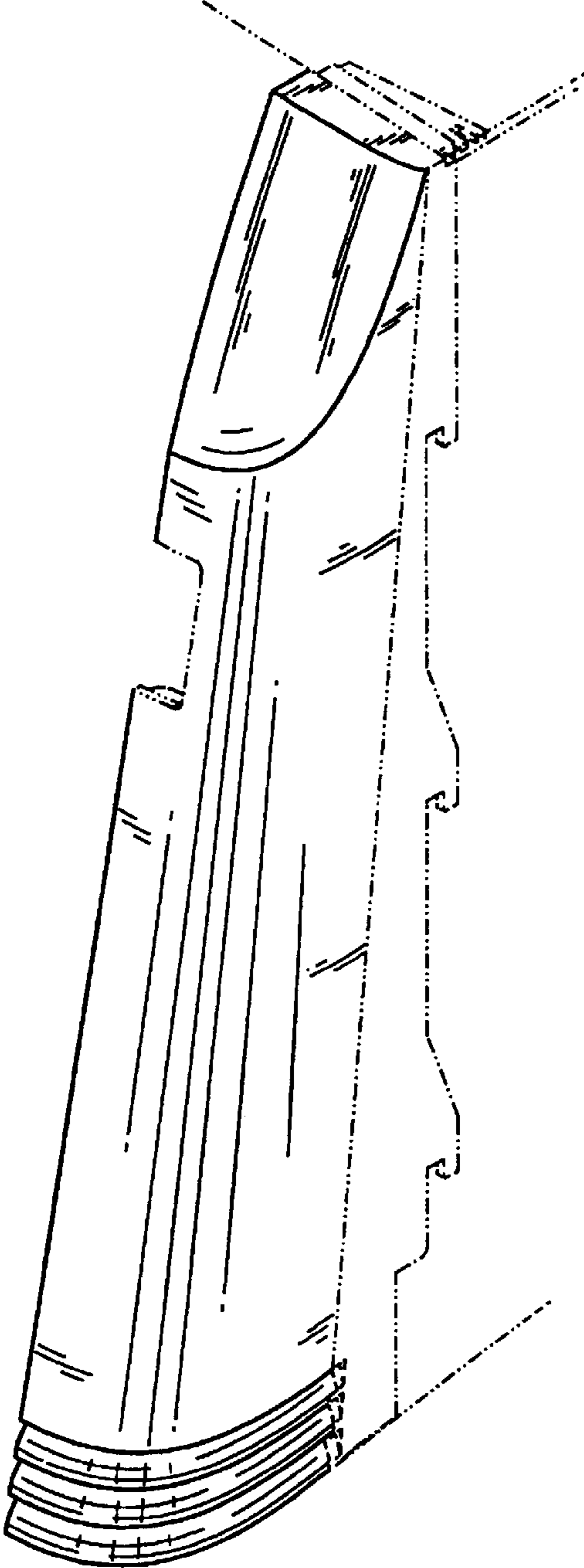


FIG. 1




FIG. 2

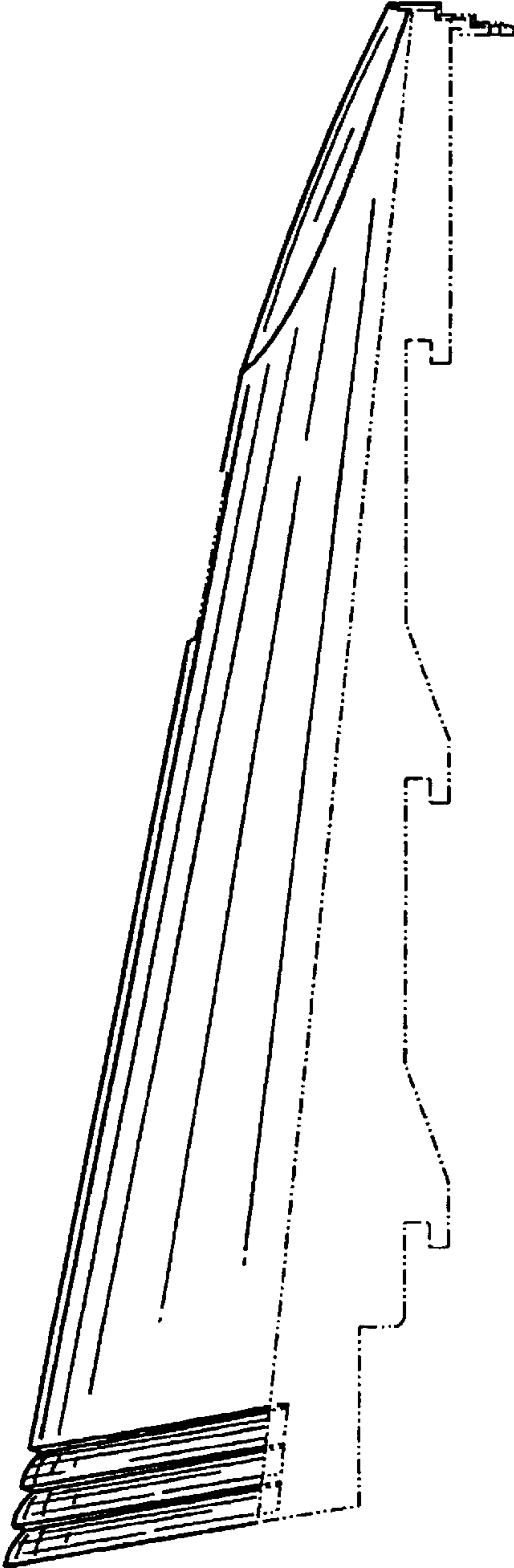


FIG. 3



FIG. 4

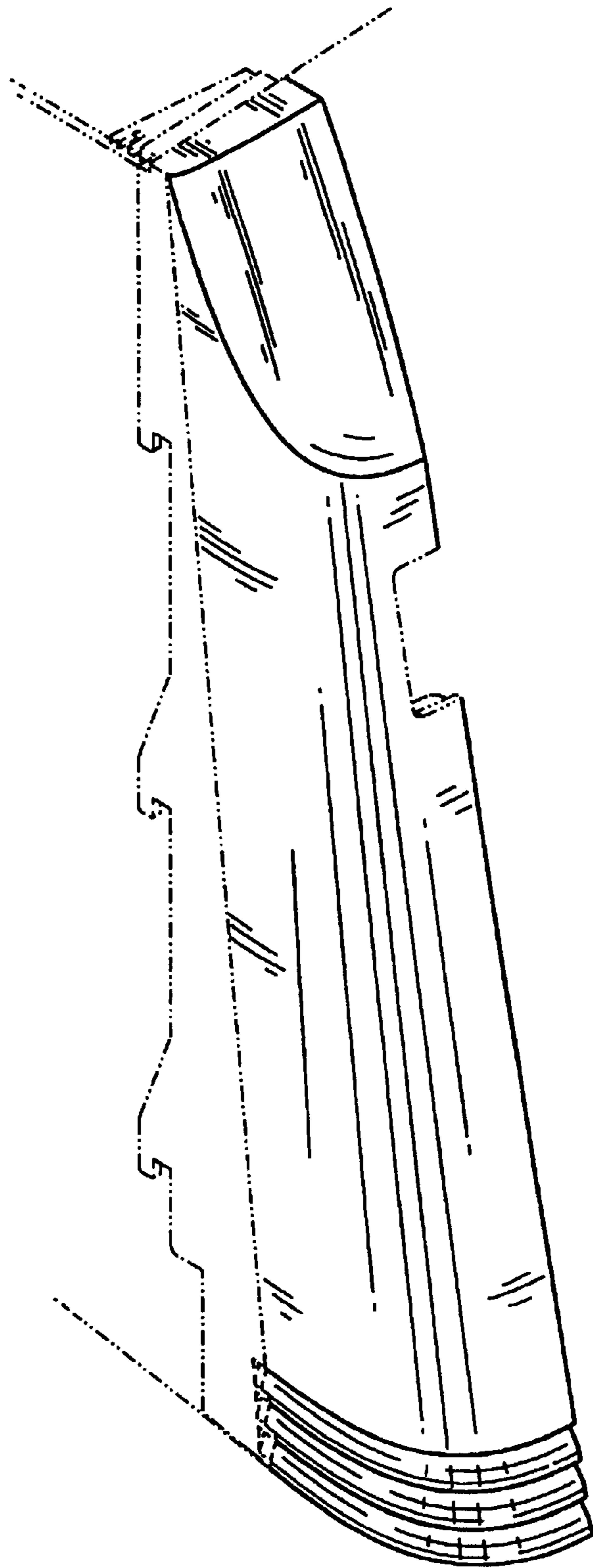


FIG. 5

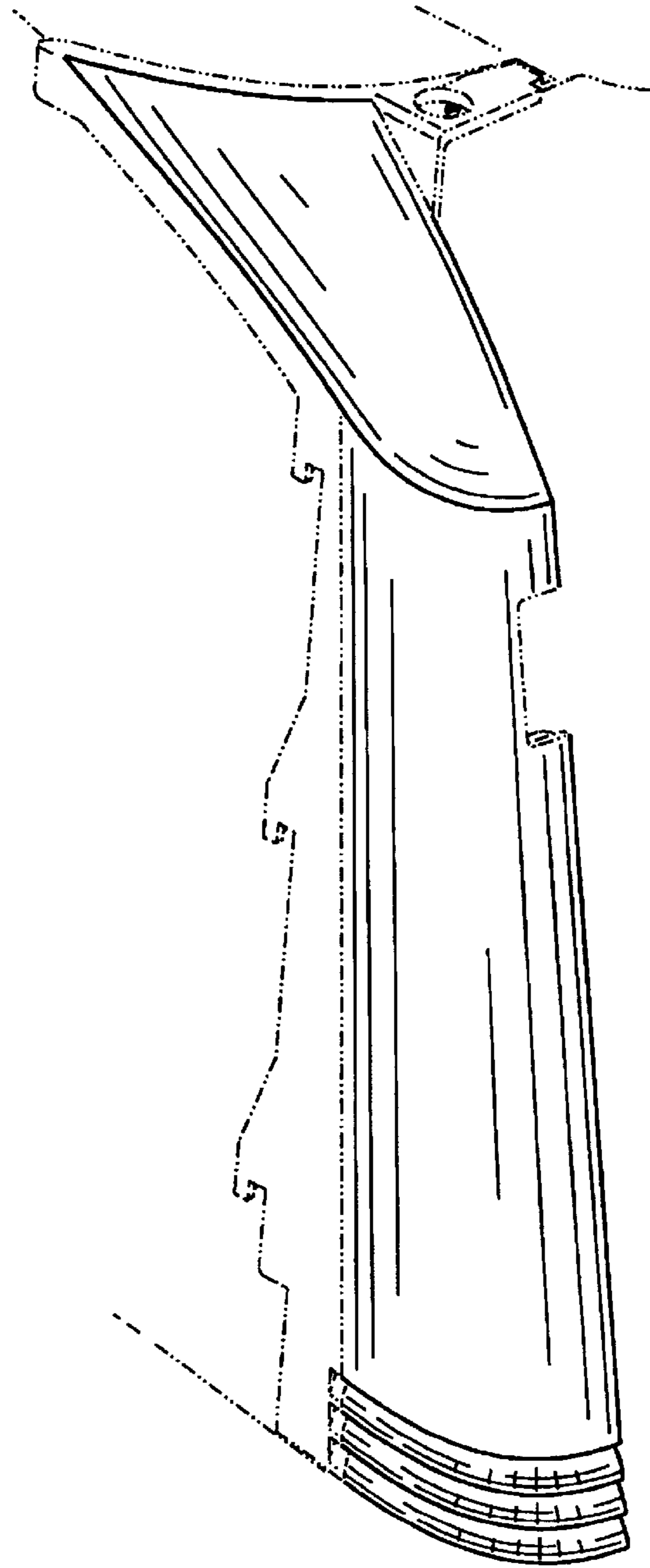


FIG. 6

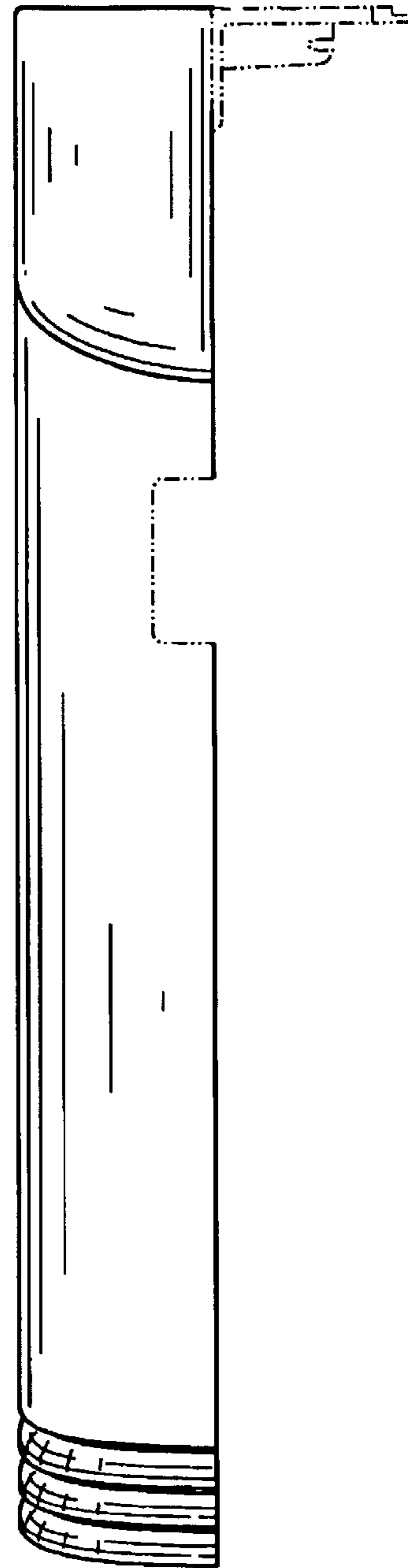


FIG. 7

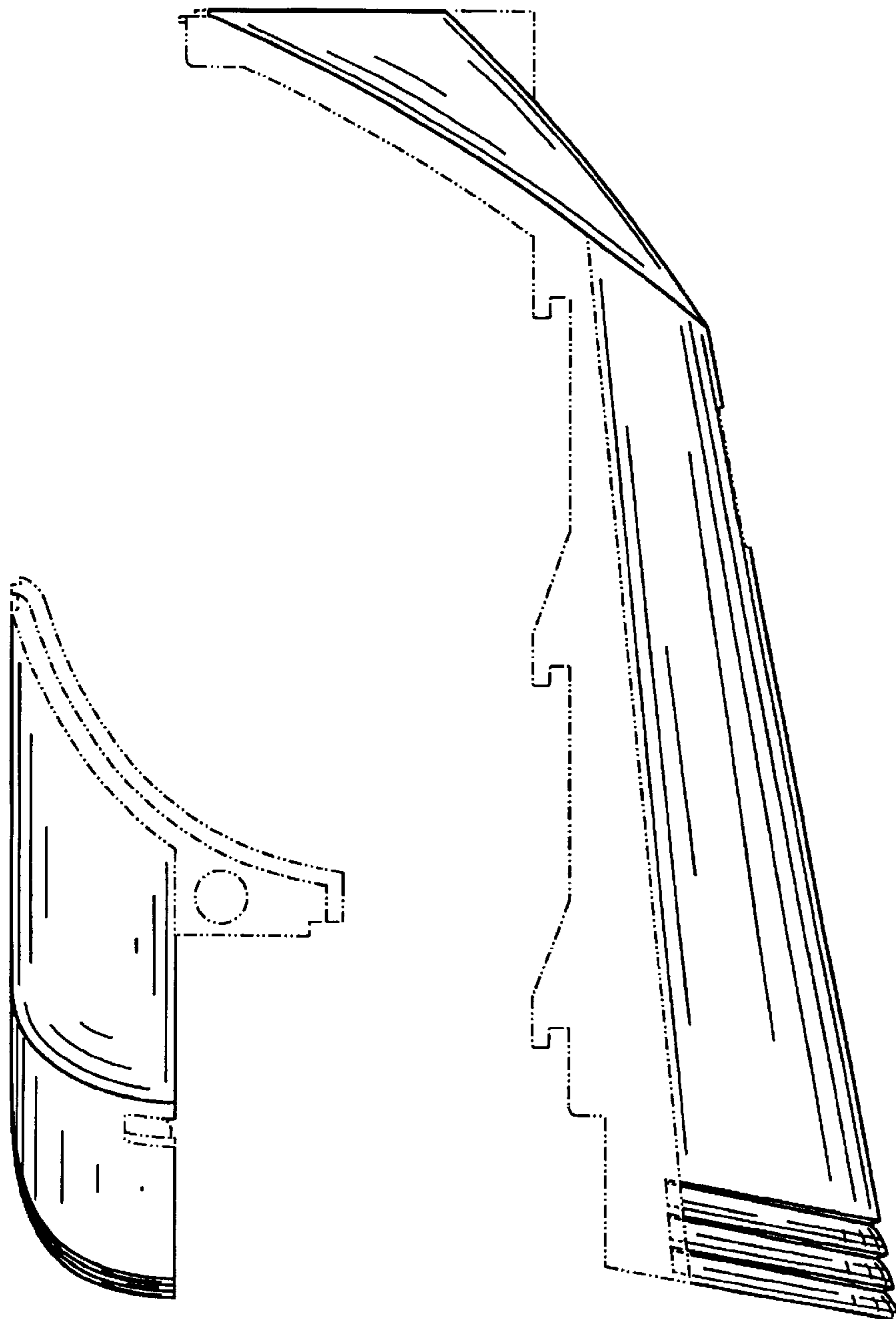


FIG. 9

FIG. 8

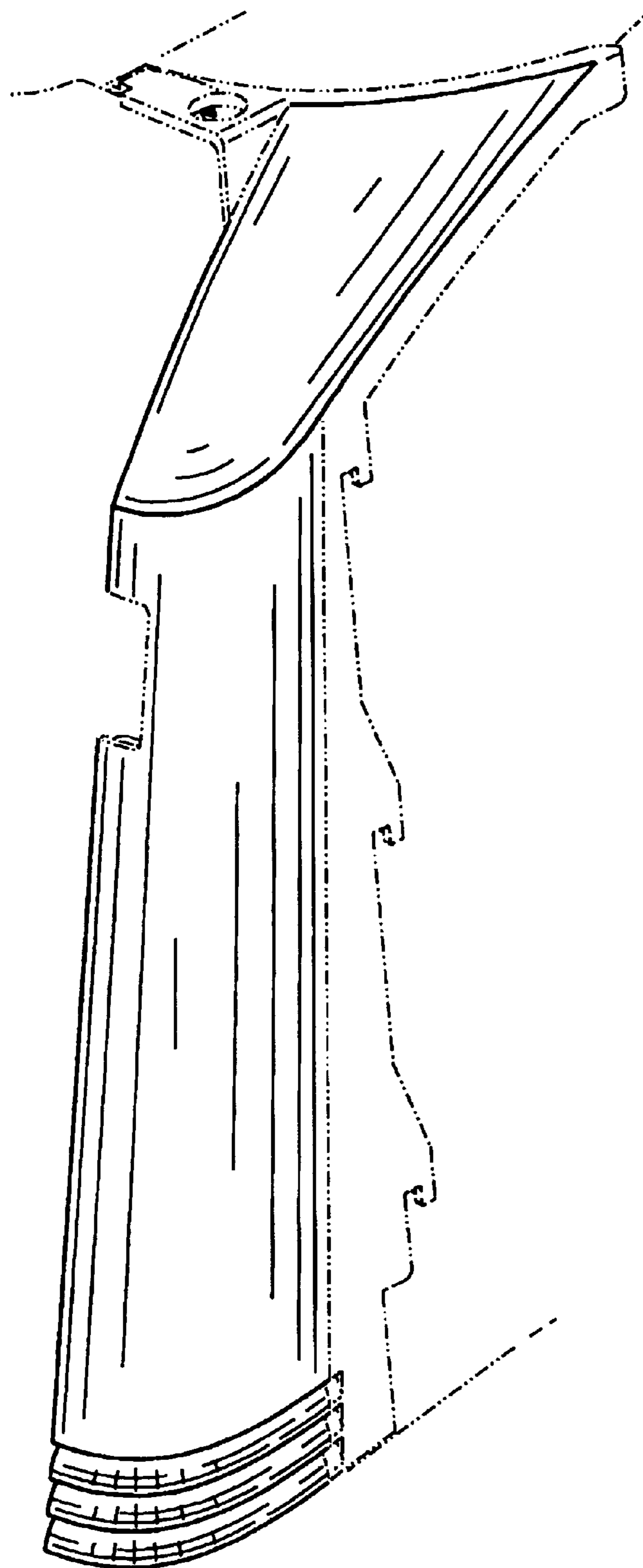


FIG. 10