

US00D538486S

(12) **United States Design Patent** (10) **Patent No.:** **US D538,486 S**  
**Hong** (45) **Date of Patent:** **\*\* Mar. 13, 2007**

(54) **PRESSURE CLEANER**

D523,193 S \* 6/2006 Hong ..... D32/15

(76) Inventor: **Liang-ming Hong**, 138 Huang Yang  
Shan Road, Wenlin, Zhejiang (CN),  
317500

\* cited by examiner

*Primary Examiner*—Louis S. Zarfes  
*Assistant Examiner*—Kathleen Sims

(\*\*) Term: **14 Years**

(57) **CLAIM**

(21) Appl. No.: **29/209,086**

The ornamental design for a pressure cleaner, as shown and  
described.

(22) Filed: **Jul. 9, 2004**

(51) **LOC (8) Cl.** ..... **15-05**

(52) **U.S. Cl.** ..... **D32/4**

(58) **Field of Classification Search** ..... D32/1,  
D32/4, 15-16, 25, 22, 31; 15/321, 347, 353,  
15/320; D23/213; D15/7; D34/24, 27; 134/146-149;  
D12/82, 83, 86, 93

See application file for complete search history.

### DESCRIPTION

FIG. 1 is a left side elevational view of my new pressure  
cleaner with its handle pulled out, the right side being a  
mirror image;

FIG. 2 is a left side elevational view of the pressure cleaner  
without its handle pulled out, the right side being a mirror  
image;

FIG. 3 is a top plan view thereof;

FIG. 4 is a bottom plan view thereof;

FIG. 5 is a rear elevational view thereof; and,

FIG. 6 is a front elevational view thereof.


My pressure cleaner is characterized by a minivan figure  
with a pull-up handle on the top, a rotating wheel on the  
bottom, and connections of water hoses and a power switch  
in the back.

### (56) References Cited

#### U.S. PATENT DOCUMENTS

D440,974 S \* 4/2001 Heard et al. .... D14/403  
D441,751 S \* 5/2001 Heard et al. .... D14/403  
D481,838 S \* 11/2003 Renner ..... D32/15  
D482,756 S \* 11/2003 Duncan et al. .... D23/215  
D490,196 S \* 5/2004 Lanfredi ..... D32/15  
D496,503 S \* 9/2004 Chen ..... D32/16  
D496,763 S \* 9/2004 Chen ..... D32/16

**1 Claim, 3 Drawing Sheets**



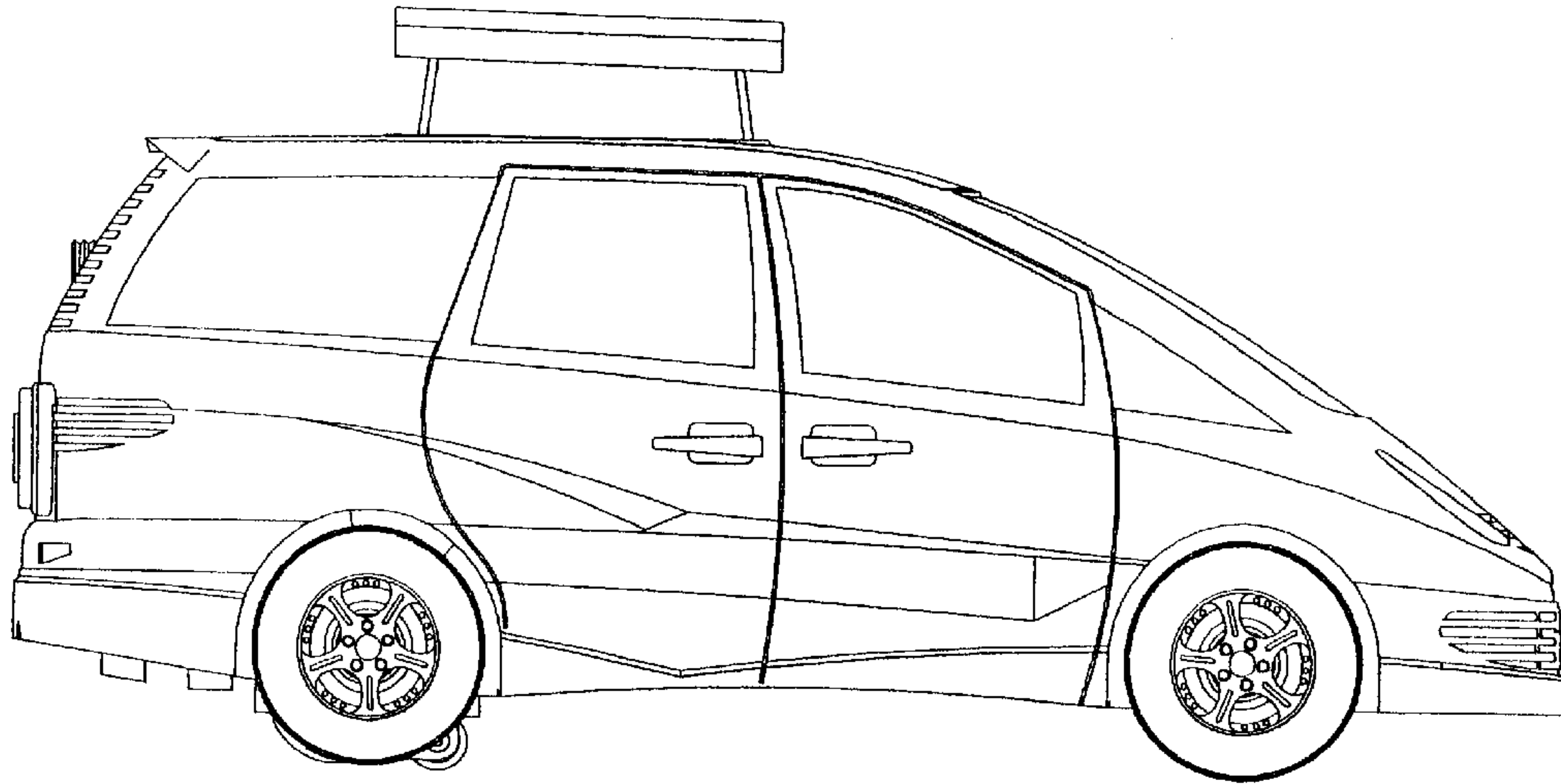


FIG. 1




FIG. 2

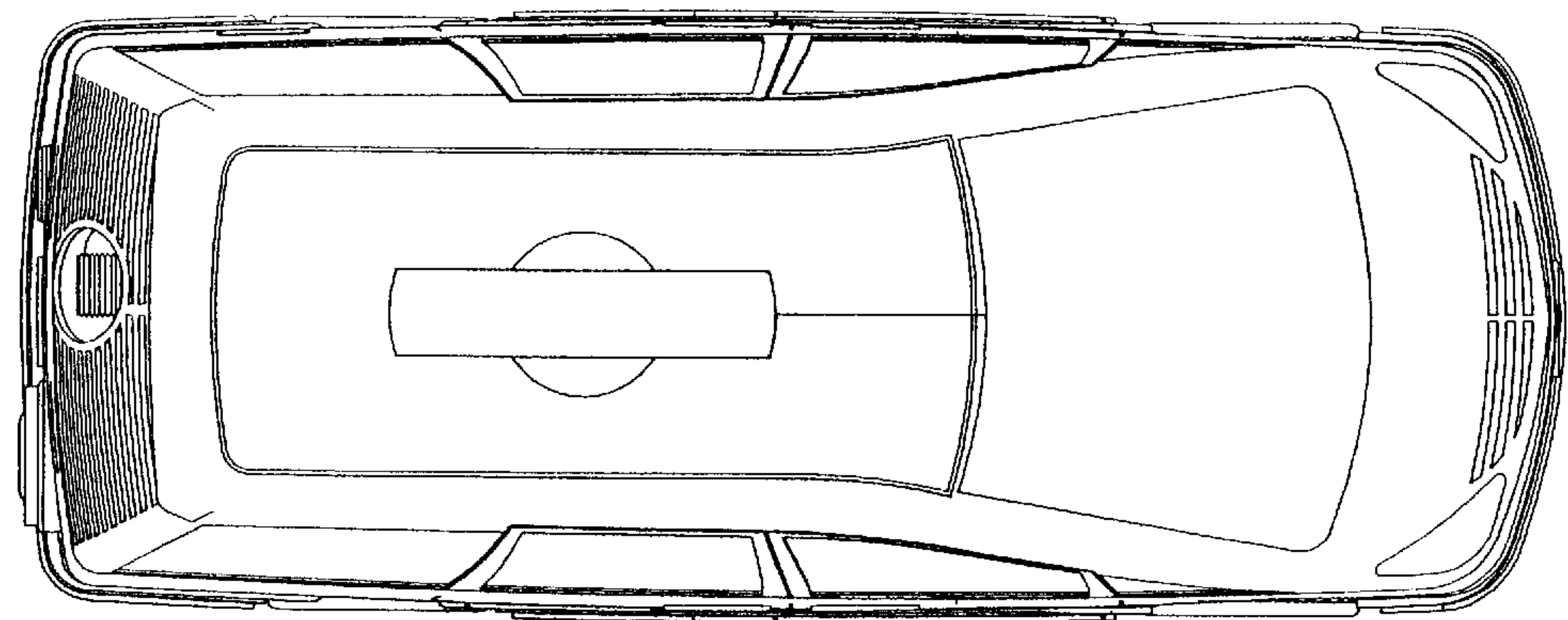


FIG. 3

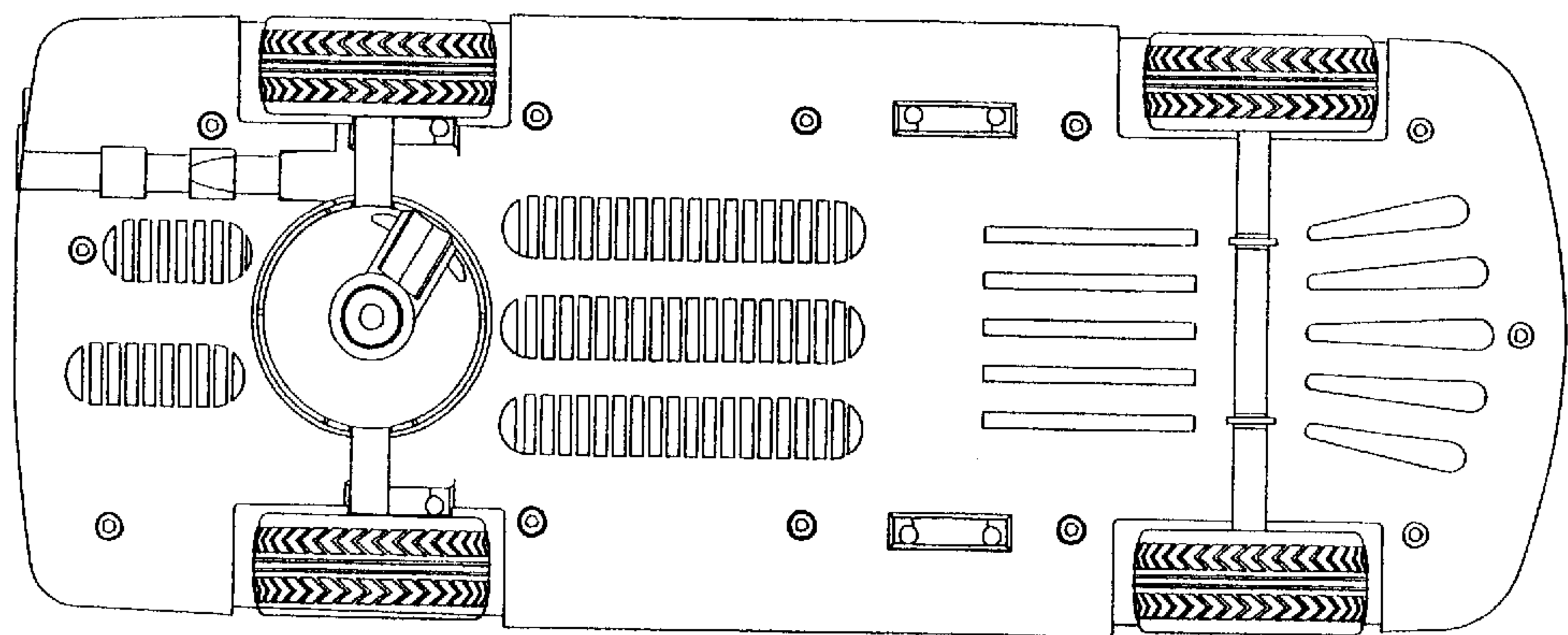


FIG. 4

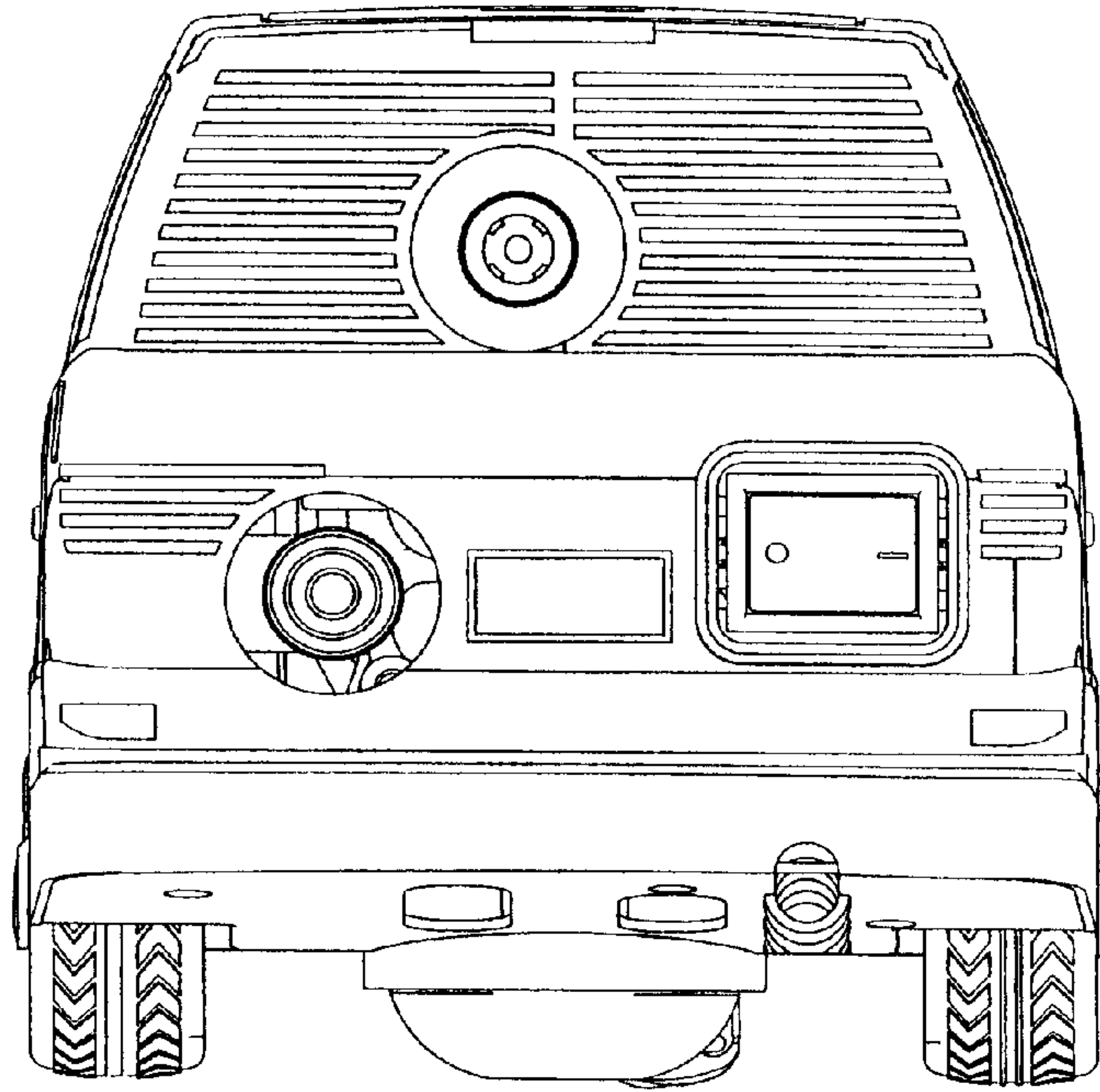


FIG. 5

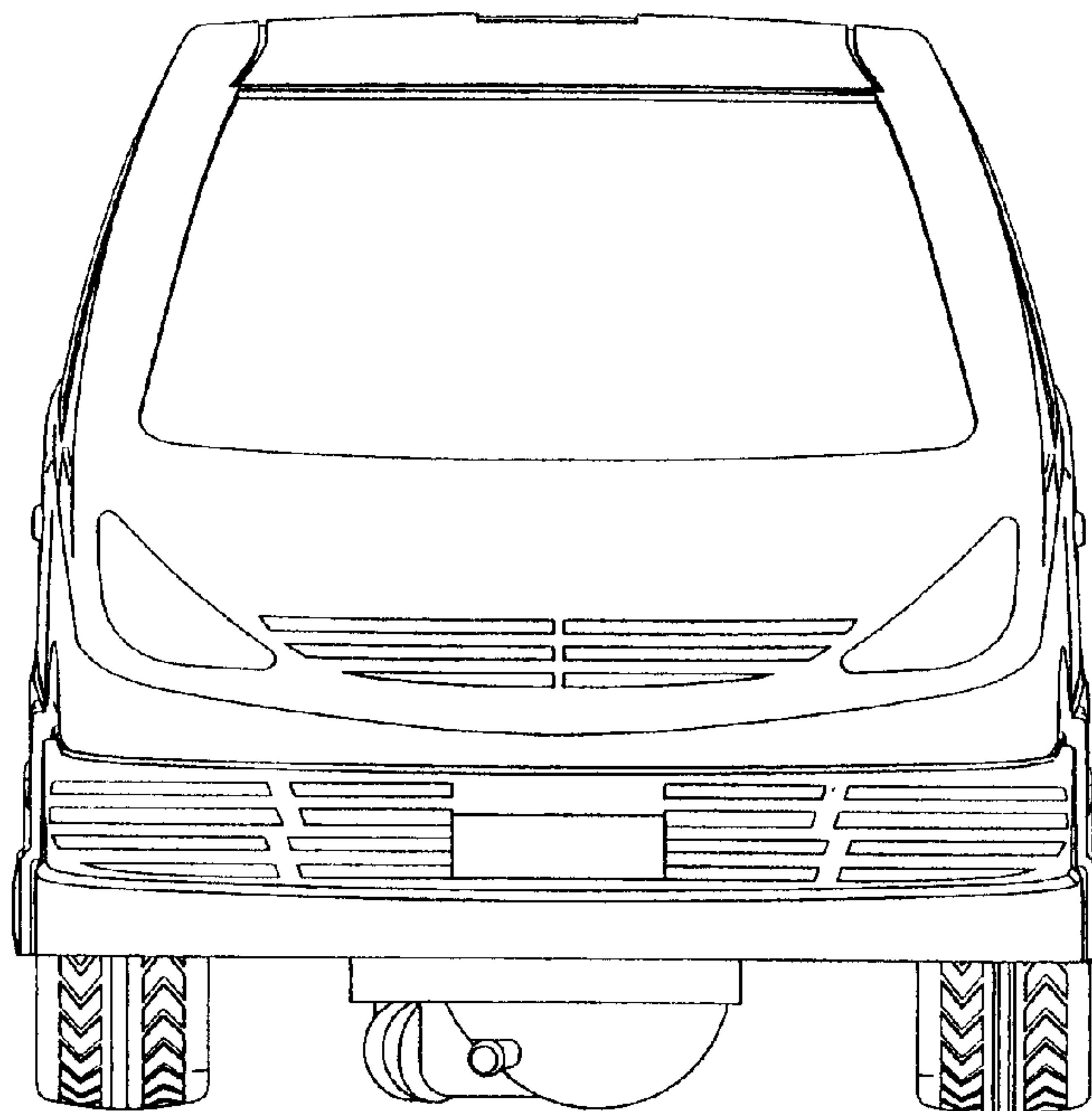


FIG. 6