



US00D538485S

(12) **United States Design Patent**  
**Degironne**

(10) **Patent No.:** **US D538,485 S**

(45) **Date of Patent:** **\*\* Mar. 13, 2007**

(54) **HUMMINGBIRD FEEDER**

(76) Inventor: **Charles M. Degironne**, 5165 Lake Rd.,  
Mattoon, IL (US) 61938

(\*\*) Term: **14 Years**

(21) Appl. No.: **29/231,224**

(22) Filed: **Jun. 2, 2005**

(51) **LOC (8) Cl.** ..... **30-03**

(52) **U.S. Cl.** ..... **D30/124**

(58) **Field of Classification Search** ..... D30/121,  
D30/124-28, 110, 115, 117, 119; 119/51.01,  
119/57.8, 53, 428-29, 433-35, 469; 47/83,  
47/65.5

See application file for complete search history.

(56) **References Cited**

**U.S. PATENT DOCUMENTS**

D194,846 S \* 3/1963 Perry ..... D30/125  
D278,559 S \* 4/1985 Latham et al. .... D30/127

5,555,843 A \* 9/1996 Harmon ..... 119/57.8  
5,682,835 A \* 11/1997 Walter et al. .... 119/57.8  
6,332,427 B1 \* 12/2001 Coulson ..... 119/57.8  
2004/0010971 A1 \* 1/2004 Redfield et al. .... 47/93

\* cited by examiner

*Primary Examiner*—M. H. Tung

*Assistant Examiner*—Susan Moon Lee

(57) **CLAIM**

I claim the ornamental design for a hummingbird feeder, as shown and described.

**DESCRIPTION**

FIG. 1 is a front view of a hummingbird feeder according to the present design;

FIG. 2 is a right side view thereof;

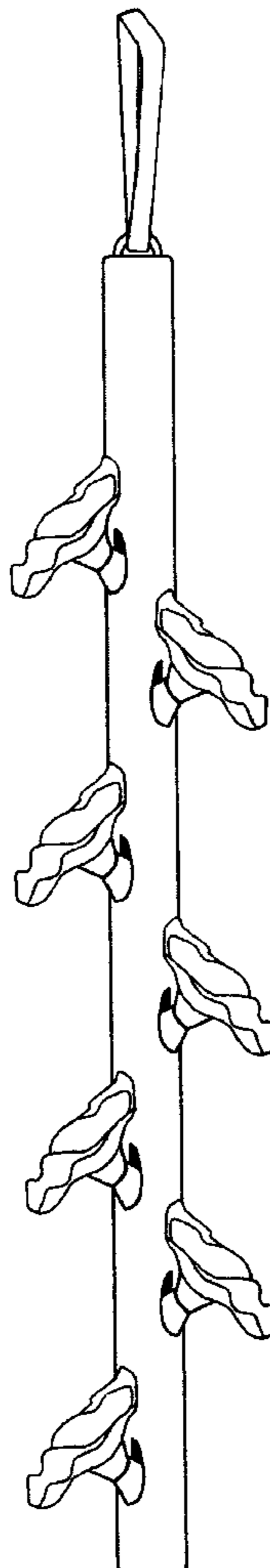
FIG. 3 is a left side view thereof;

FIG. 4 is a rear view thereof;

FIG. 5 is a top plan view thereof; and,

FIG. 6 is a bottom view thereof.

**1 Claim, 5 Drawing Sheets**



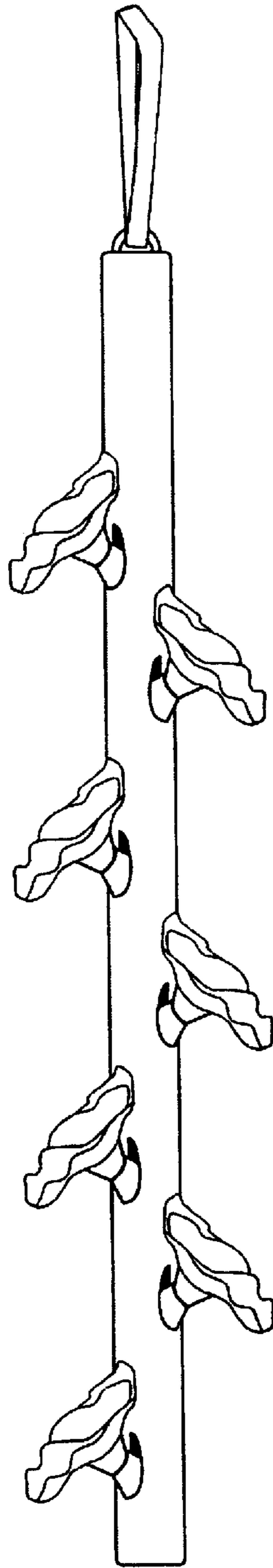


FIG. 1

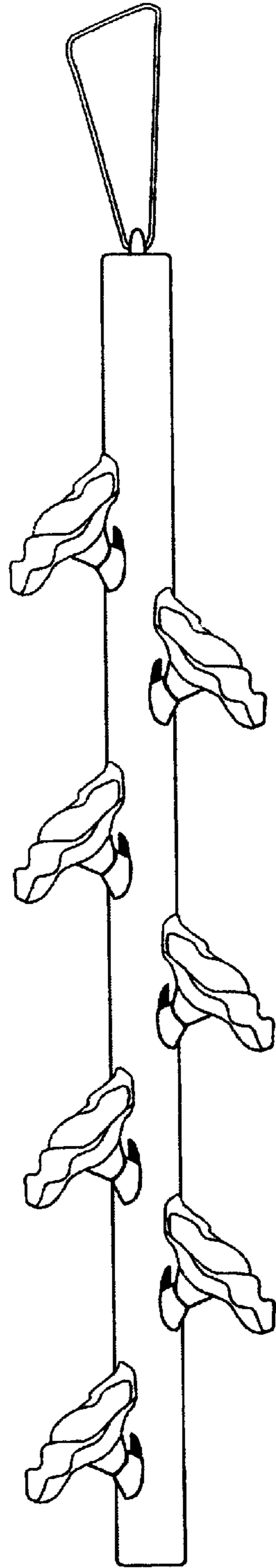
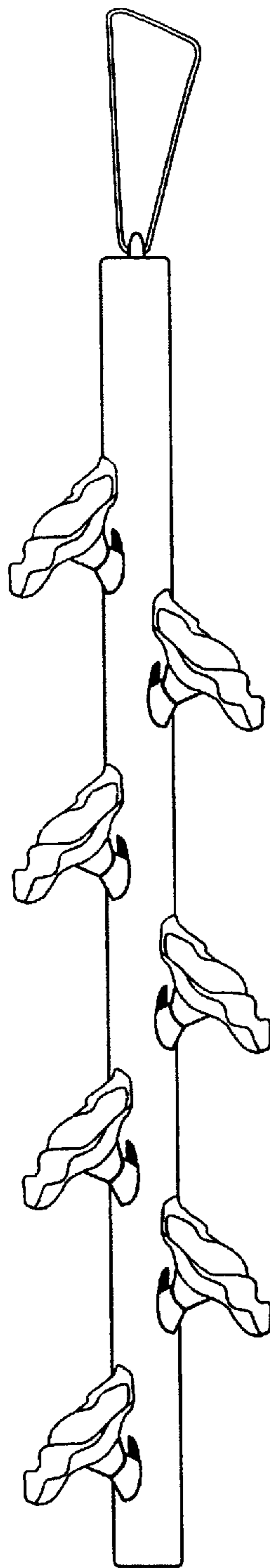


FIG. 2



*FIG. 3*

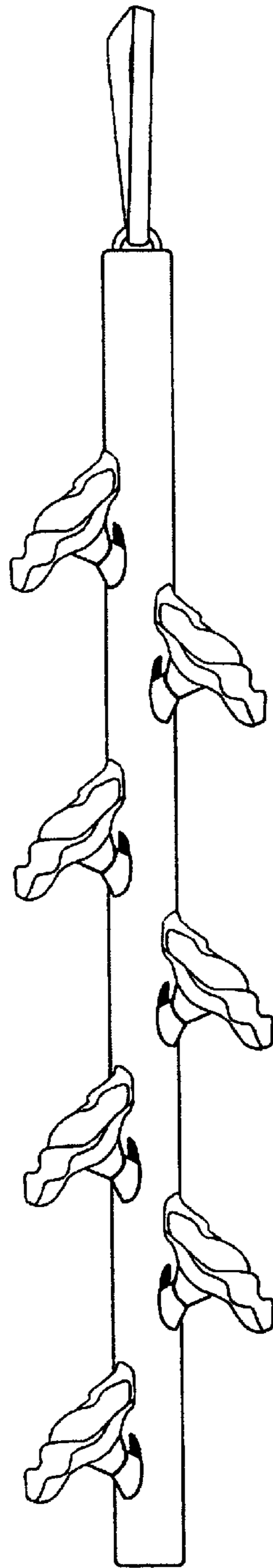




FIG. 4



*FIG. 5*



*FIG. 6*