



US00D538453S

(12) **United States Design Patent**
Shimoguchi et al.

(10) **Patent No.:** **US D538,453 S**

(45) **Date of Patent:** **** Mar. 13, 2007**

(54) **REAR COMBINATION LAMP FOR A MOTOR VEHICLE**

(75) Inventors: **Kenta Shimoguchi**, Aichi-ken (JP); **Yusuke Fukushima**, Tokyo (JP); **Scott Roller**, Newport Beach, CA (US)

(73) Assignee: **Toyota Jidosha Kabushiki Kaisha**, Aichi-ken (JP)

(**) Term: **14 Years**

(21) Appl. No.: **29/253,265**

(22) Filed: **Feb. 3, 2006**

(51) **LOC (8) Cl.** **26-06**

(52) **U.S. Cl.** **D26/28**

(58) **Field of Classification Search** D26/28-36;
362/459-468, 475-478, 485-487

See application file for complete search history.

(56) **References Cited**

U.S. PATENT DOCUMENTS

D491,297 S	6/2004	Liu	
D506,557 S	* 6/2005	Lin	D26/28
D509,311 S	* 9/2005	Tomida	D26/28
D515,229 S	* 2/2006	Minami	D26/28
D525,726 S	* 7/2006	Hazumi et al.	D26/28
D528,688 S	* 9/2006	Kushima et al.	D26/28

OTHER PUBLICATIONS

Brochure of SILVERADO, 2003, General Motors Corporation, Chevrolet Silverado.

Brochure of Durango, 2004, Daimler Chrysler Corporation, Dodge Durango.

* cited by examiner

Primary Examiner—Marcus A. Jackson

(74) *Attorney, Agent, or Firm*—Finnegan, Henderson, Farabow, Garrett & Dunner, L.L.P.

(57) **CLAIM**

The ornamental design for a rear combination lamp for a motor vehicle, as shown and described.

DESCRIPTION

FIG. 1 is a perspective view of a rear combination lamp for a motor vehicle of our new design;

FIG. 2 is a front view thereof;

FIG. 3 is a rear view thereof;

FIG. 4 is a top view thereof;


FIG. 5 is a bottom view thereof;

FIG. 6 is a left-side view thereof; and,

FIG. 7 is a right-side view thereof.

Our design includes the mirror image of the embodiment depicted.

1 Claim, 3 Drawing Sheets






FIG. 1




FIG. 2




FIG. 3

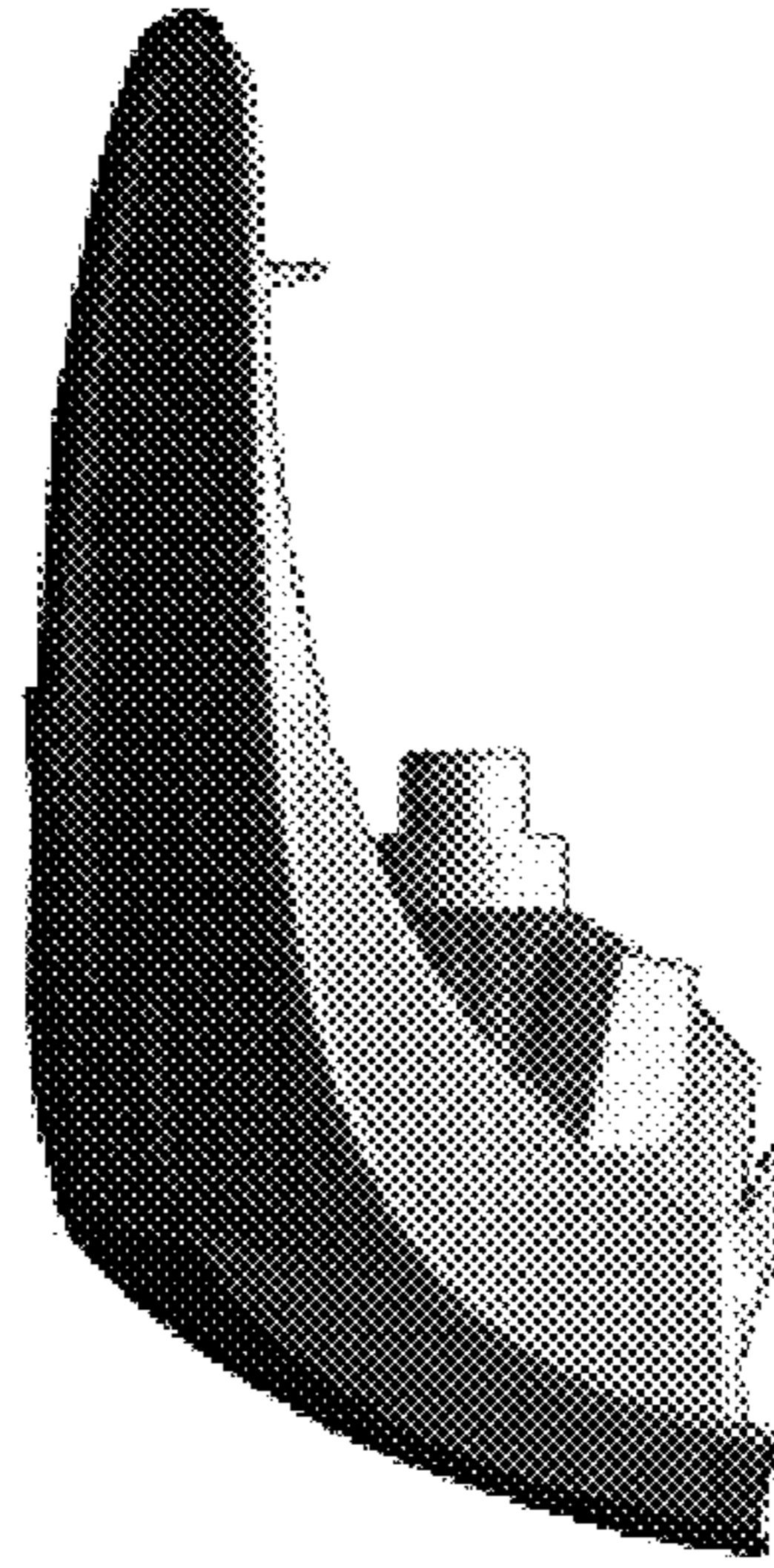


FIG. 4




FIG. 5

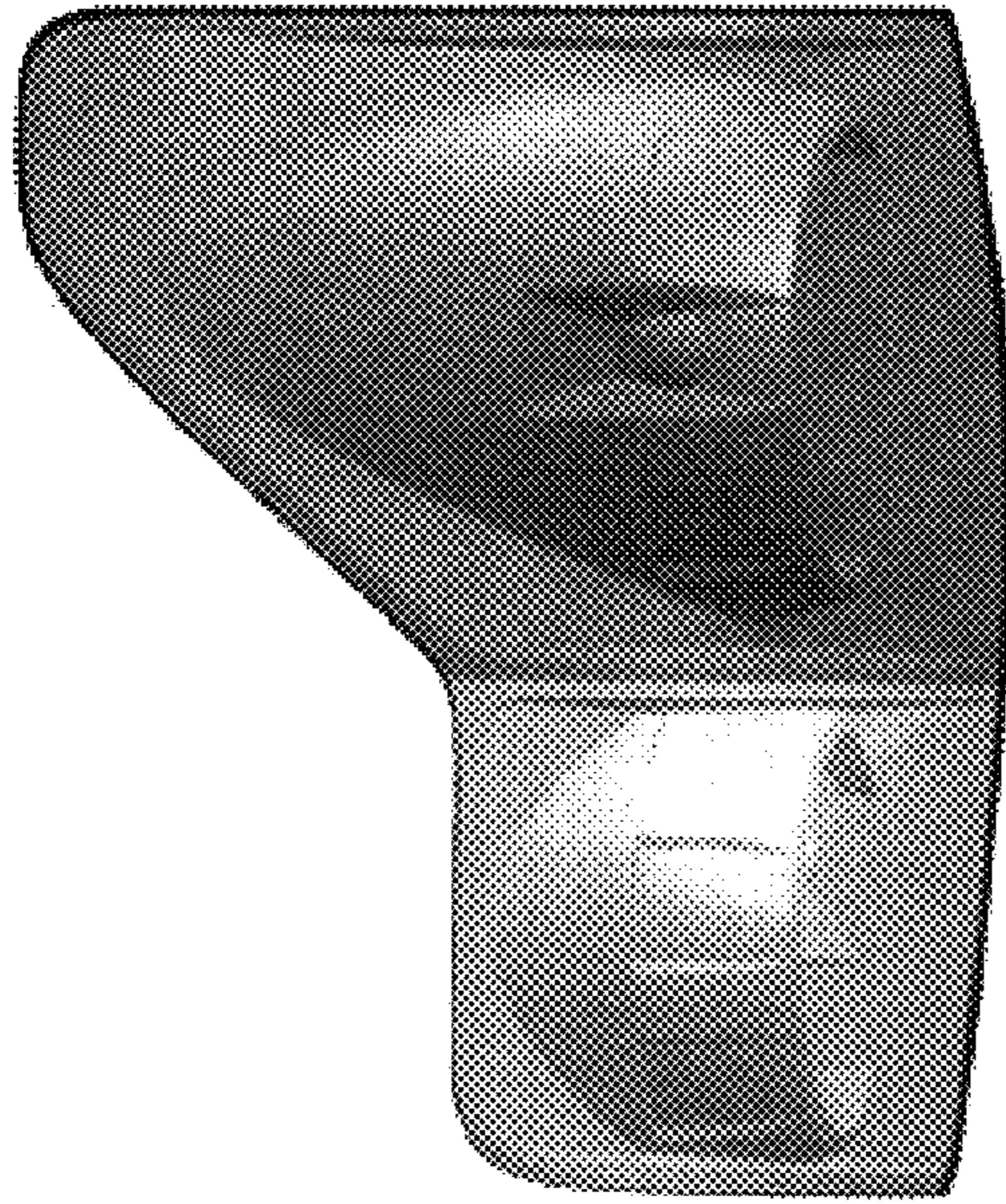


FIG. 6




FIG. 7