



US00D538446S

(12) **United States Design Patent**  
**Murdock**

(10) **Patent No.:** **US D538,446 S**

(45) **Date of Patent:** **\*\* Mar. 13, 2007**

(54) **MULTI-BORDER HAMPTON TILE SYSTEM**

(76) Inventor: **Norman A. Murdock**, 9697 E. Gelding Dr., Scottsdale, AZ (US) 85260

(\*\*) Term: **14 Years**

(21) Appl. No.: **29/257,895**

(22) Filed: **Apr. 11, 2006**

**Related U.S. Application Data**

(62) Division of application No. 29/206,406, filed on May 28, 2004, now Pat. No. Des. 523,566.

(51) **LOC (8) Cl.** ..... **25-01**

(52) **U.S. Cl.** ..... **D25/119; D25/138**

(58) **Field of Classification Search** ..... D25/119,  
D25/121, 138; 52/311.2, 314, 316, 389, 384;  
428/48, 49

See application file for complete search history.

(56) **References Cited**

**U.S. PATENT DOCUMENTS**

674,125	A	*	5/1901	Semmer	.....	52/389
D178,659	S	*	9/1956	Tormanen	.....	D25/121
3,125,831	A	*	3/1964	Marsch et al.	.....	52/309.3
5,052,160	A	*	10/1991	Gentsch et al.	.....	52/314
5,142,836	A	*	9/1992	Kearns	.....	D25/138
D417,294	S	*	11/1999	Tormanen	.....	D25/138
D455,843	S	*	4/2002	Albany et al.	.....	D25/119

\* cited by examiner

*Primary Examiner*—Doris Clark

(74) *Attorney, Agent, or Firm*—Gallagher & Kennedy, P.;  
Donna H. Catalfo

(57) **CLAIM**

I claim the ornamental design for a multi-border hampton tile system, as shown and described.

**DESCRIPTION**

FIG. 1 is an isometric view of a first embodiment of a multi-border hampton tile system showing my design from the top, front and one side;

FIG. 2 is an isometric view of a second embodiment of a multi-border hampton tile system showing my design from the top, front and one side;

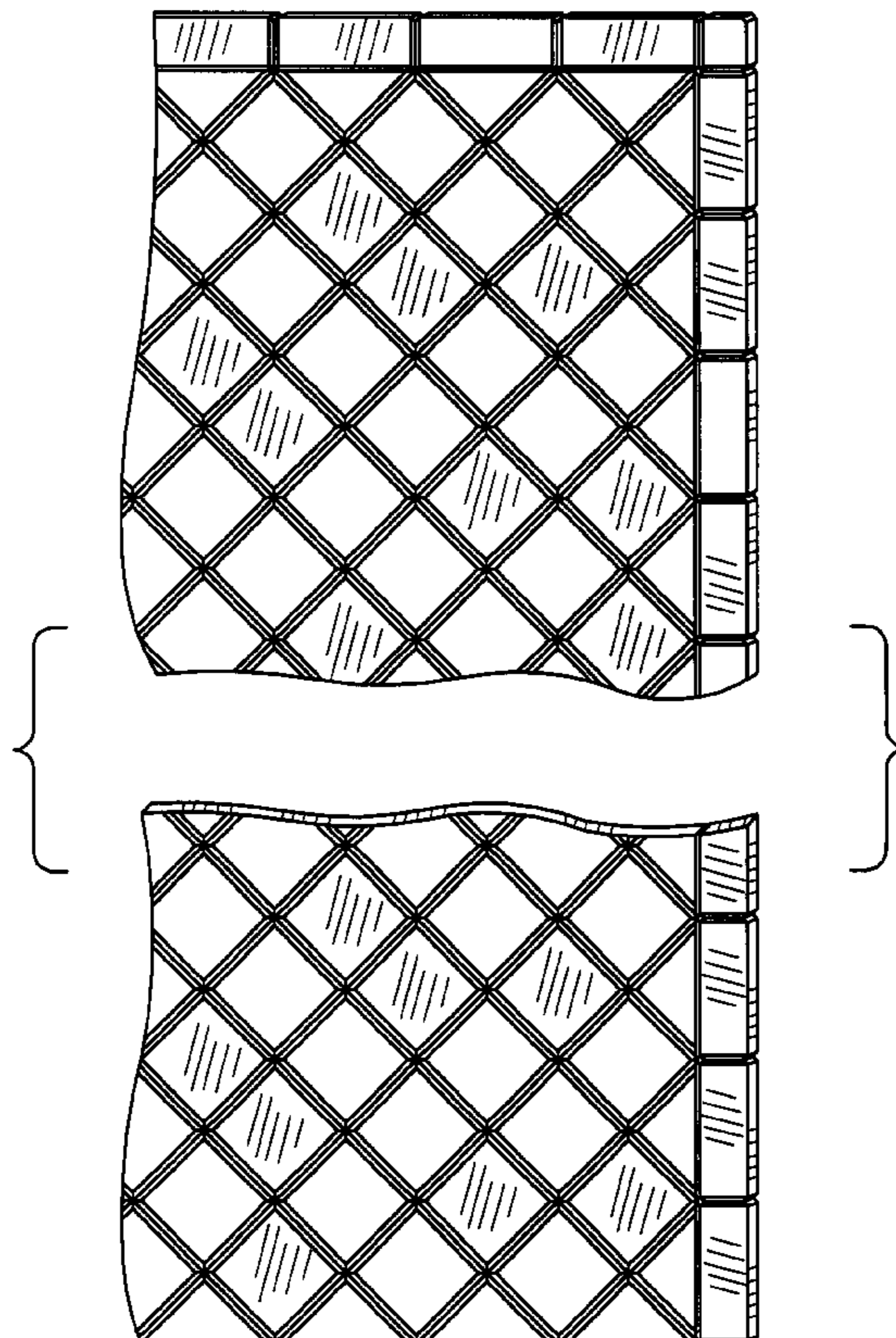
FIG. 3 is a side elevational view of the left side of the multi-border hampton tile system shown in FIG. 1 and of the right side of the multi-border hampton tile system shown in FIG. 2; and,

FIG. 4 is a top plan view of the multi-border hampton tile system in FIG. 2.

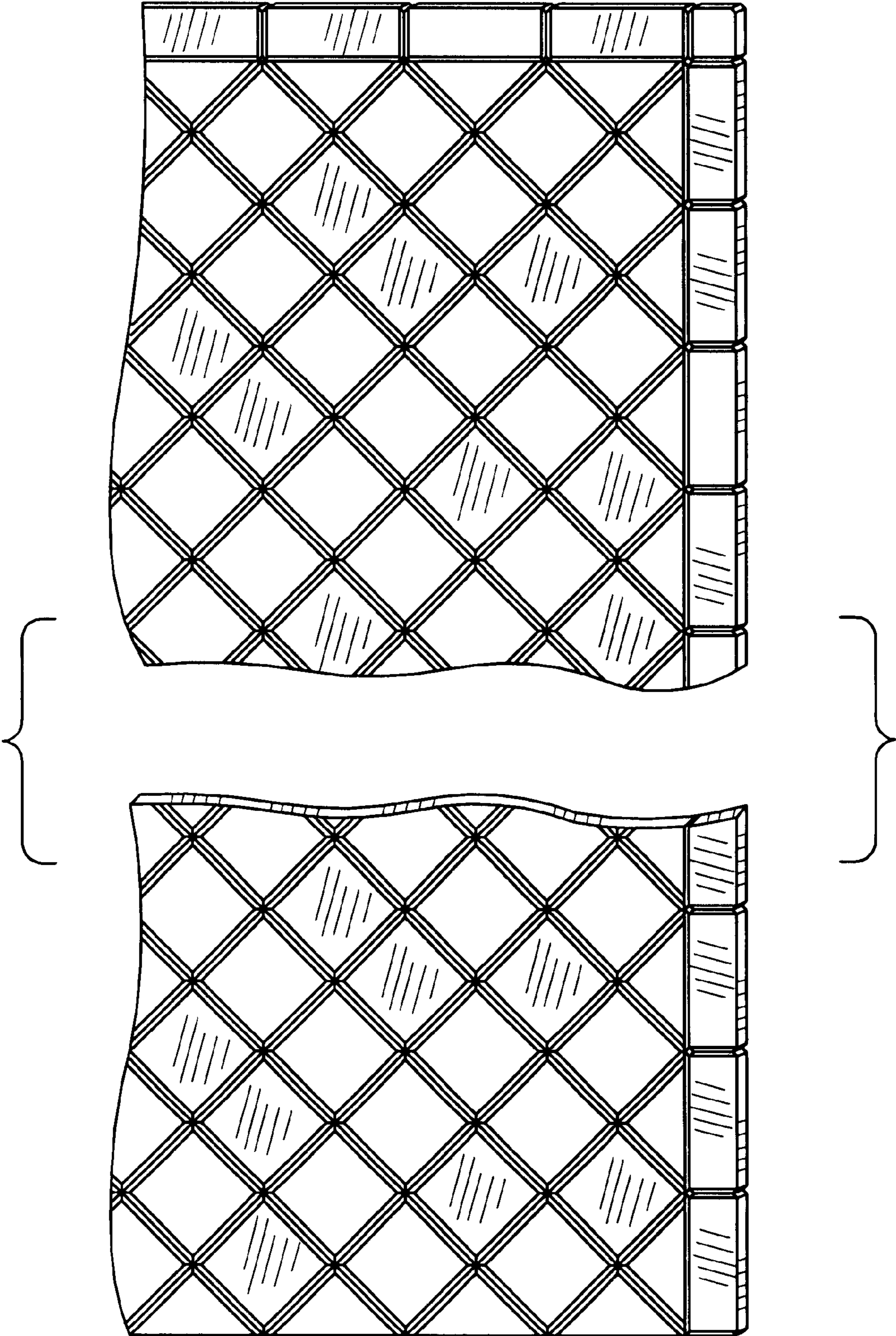
The back and bottom view of the wall surround system of FIGS. 1–4 are flat and unadorned and do not form a part of the claimed design.

The claimed design is broken on one end and in the center to indicate indeterminate length and width thereof.

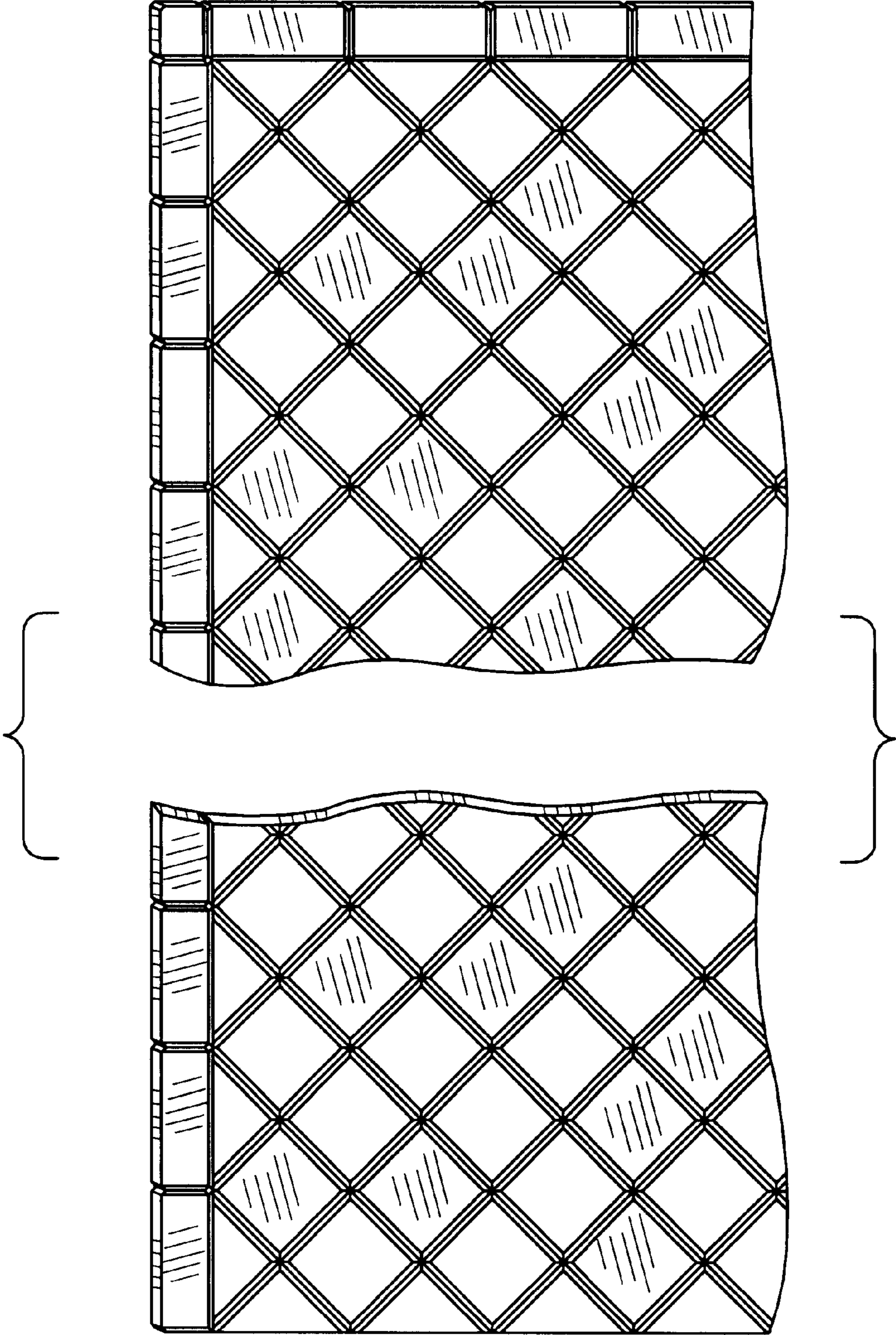
**1 Claim, 4 Drawing Sheets**



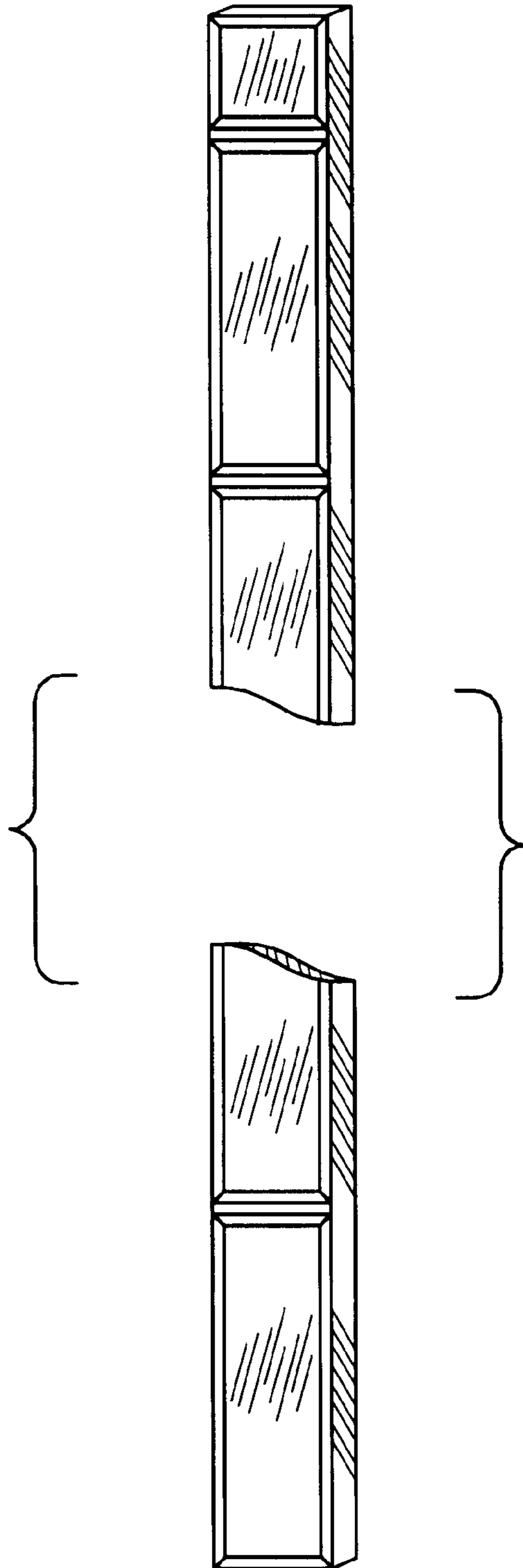
*FIG. 1*



*FIG. 2*



*FIG. 3*



*FIG. 4*

