



US00D538443S

(12) **United States Design Patent**
Gardner

(10) **Patent No.:** **US D538,443 S**

(45) **Date of Patent:** **** Mar. 13, 2007**

(54) **CAPPING UNIT**

(75) Inventor: **Donald Paul Gardner**, Hertfordshire
(GB)

(73) Assignee: **Altro Limited**, Letchworth (GB)

(**) Term: **14 Years**

(21) Appl. No.: **29/232,830**

(22) Filed: **Jun. 23, 2005**

(30) **Foreign Application Priority Data**

Dec. 23, 2004 (EM) 000274956-0001/0005

(51) **LOC (8) Cl.** **25-01**

(52) **U.S. Cl.** **D25/102; D25/135**

(58) **Field of Classification Search** 52/287.1,
52/288.1, 290; D25/102, 199, 135
See application file for complete search history.

(56) **References Cited**

U.S. PATENT DOCUMENTS

- 2,069,289 A * 2/1937 Swendsen et al. 52/288.1
- 2,307,338 A * 1/1943 Sluyter et al. 52/288.1
- 4,404,785 A * 9/1983 McCracken et al. 52/290

- 5,647,182 A * 7/1997 Rutherford 52/287.1
- D416,336 S * 11/1999 Turner et al. D25/135
- D443,073 S * 5/2001 Wilson D25/102
- D487,520 S * 3/2004 Hein et al. D25/102

* cited by examiner

Primary Examiner—Doris Clark

(74) *Attorney, Agent, or Firm*—Baker Botts LLP

(57) **CLAIM**

The ornamental design of the capping unit, as shown and described.

DESCRIPTION

FIG. 1 is a rear perspective view of a capping unit showing my new design;


FIG. 2 is a side perspective view of the capping unit of FIG. 1;

FIG. 3 is opposite side perspective view of the capping unit of FIG. 1; and

FIG. 4 is a bottom perspective view of the capping unit of FIG. 1; and,

FIG. 5 is a top perspective view of the capping unit of FIG. 1.

1 Claim, 4 Drawing Sheets






FIGURE 1

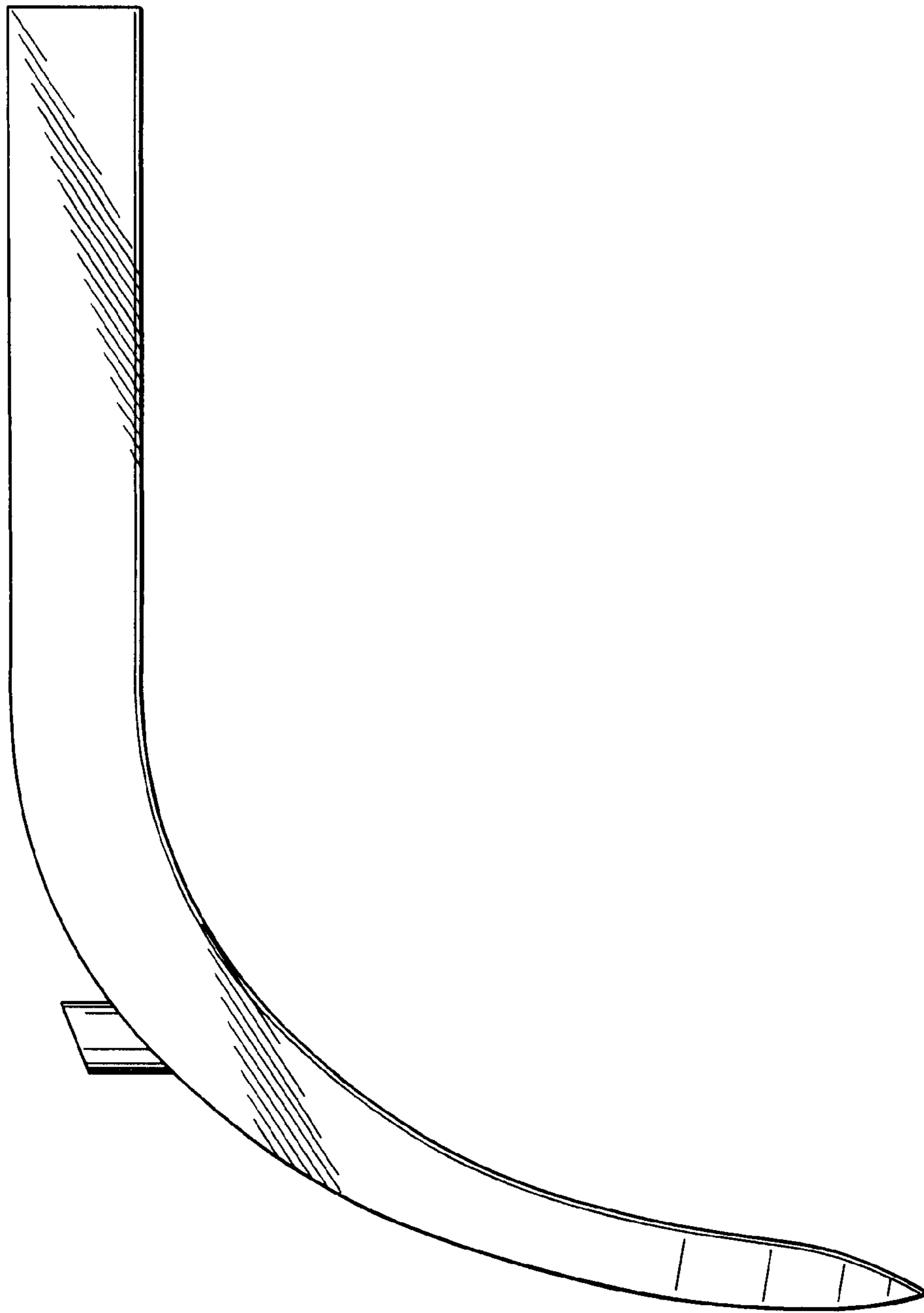


FIGURE 2




FIGURE 3

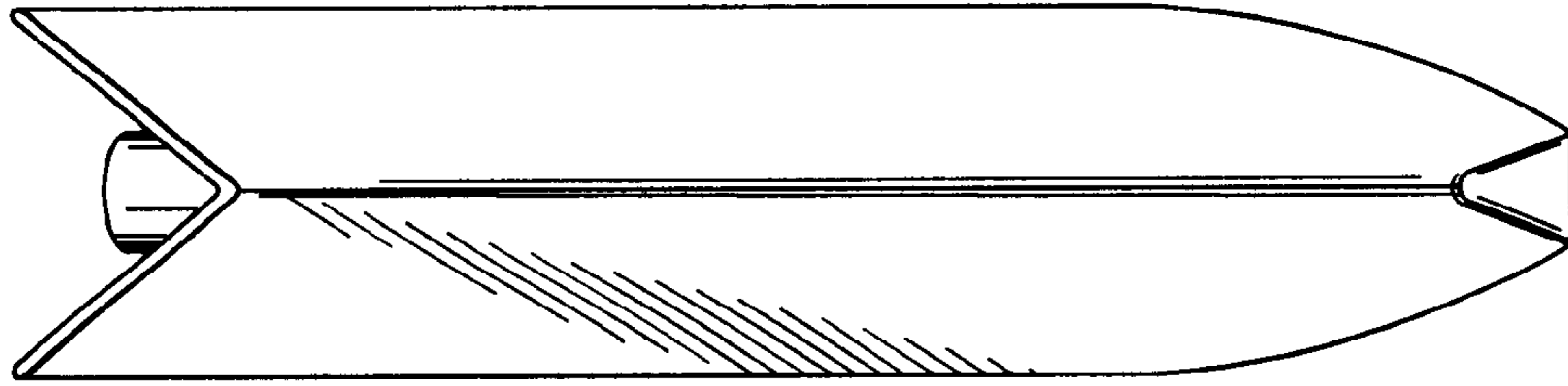


FIGURE 4

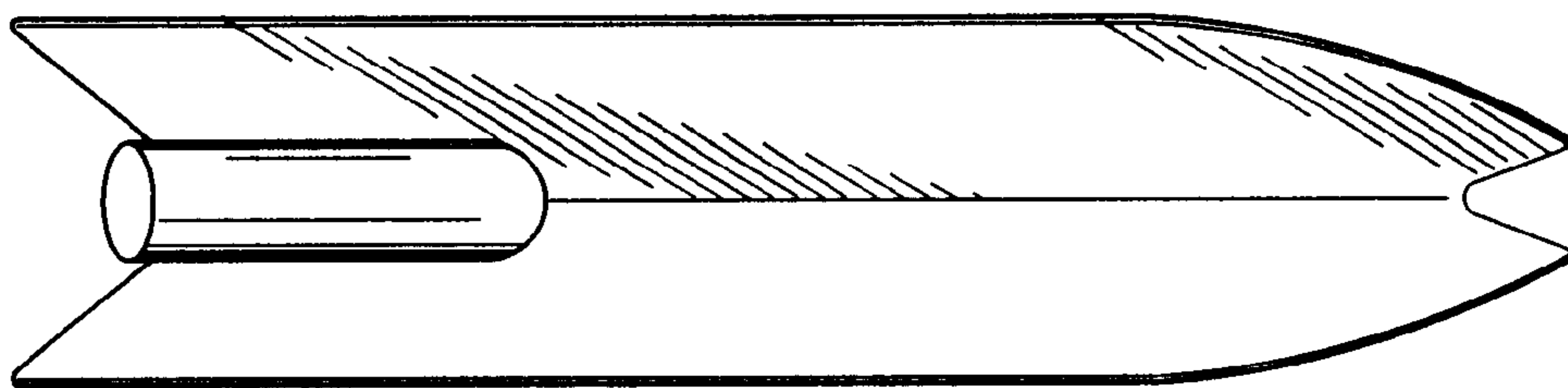


FIGURE 5

UNITED STATES PATENT AND TRADEMARK OFFICE
CERTIFICATE OF CORRECTION

PATENT NO. : Des. 538,443 S
APPLICATION NO. : 29/232830
DATED : March 13, 2007
INVENTOR(S) : Donald Paul Gardner

Page 1 of 1

It is certified that error appears in the above-identified patent and that said Letters Patent is hereby corrected as shown below:


IN THE SPECIFICATION:

Please replace the foreign application priority data with the following:

-- Dec. 23, 2004 (EM) 000274956-0004 --

Signed and Sealed this

Tenth Day of July, 2007

A handwritten signature in black ink on a light gray dotted background. The signature reads "Jon W. Dudas" in a cursive style.

JON W. DUDAS

Director of the United States Patent and Trademark Office