



US00D538440S

(12) **United States Design Patent**
Walsh et al.

(10) **Patent No.:** **US D538,440 S**

(45) **Date of Patent:** **** Mar. 13, 2007**

(54) **DOOR FACING**

D77,542 S * 1/1929 Gaston D25/48

(75) Inventors: **Jason M. Walsh**, Batavia, IL (US);
Steven K. Lynch, St. Charles, IL (US);
Mark A. Ruggie, Franklin Park, IL (US)

* cited by examiner

Primary Examiner—Doris Clark

(74) *Attorney, Agent, or Firm*—Berenato, White & Stavish

(73) Assignee: **Masonite Corporation**, Tampa, FL (US)

(57) **CLAIM**

The ornamental design for a door facing, as shown and described.

(**) Term: **14 Years**

DESCRIPTION

(21) Appl. No.: **29/221,217**

FIG. 1 is a front elevational view of our design, with the rear being a mirror image thereof;

(22) Filed: **Jan. 13, 2005**

FIG. 2 is a cross sectional view taken along the line 2—2 in FIG. 1;

(51) **LOC (8) Cl.** **25-02**

FIG. 3 is a cross sectional view taken along the line 3—3 in FIG. 1;

(52) **U.S. Cl.** **D25/48**

FIG. 4 is a cross sectional view taken along the line 4—4 in FIG. 1;

(58) **Field of Classification Search** D25/48,
D25/47, 138; 52/63, 64, 71, 455, 456, 457,
52/458, 474, 762, 764, 782.1, 784.1; 428/45;
49/501, 504

FIG. 5 is a cross sectional view taken along the line 5—5 in FIG. 1;

See application file for complete search history.

FIG. 6 is an enlarged fragmentary cross sectional view illustrating the contoured portion that receives a glazing unit; and,

(56) **References Cited**

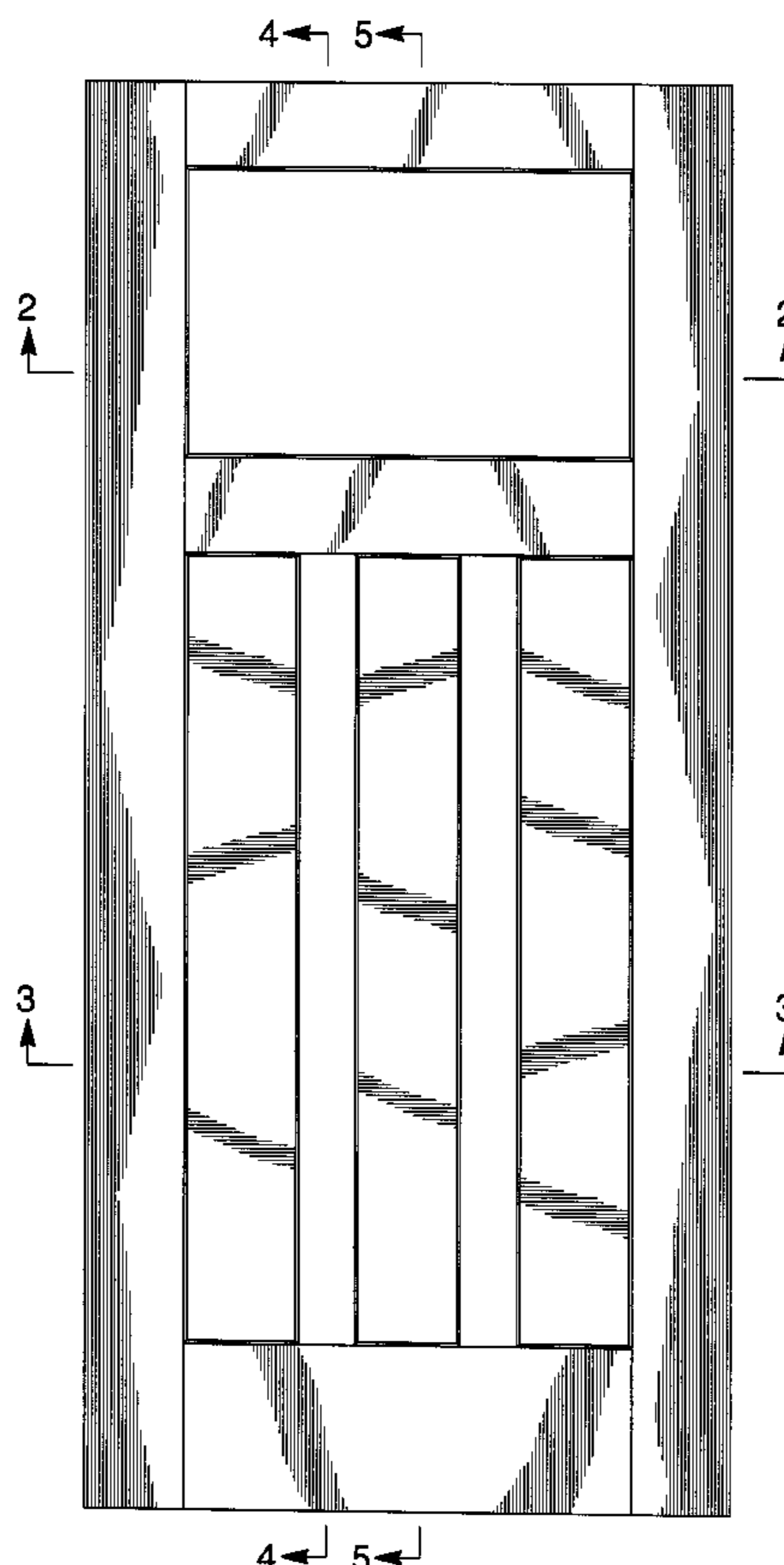
FIG. 7 is a fragmentary cross sectional view illustrating the contour across the panels.

U.S. PATENT DOCUMENTS

The broken lines are for illustrative purposes only and form no part of the claimed design.

386,018 A * 7/1888 Lilygren 52/455

1 Claim, 3 Drawing Sheets



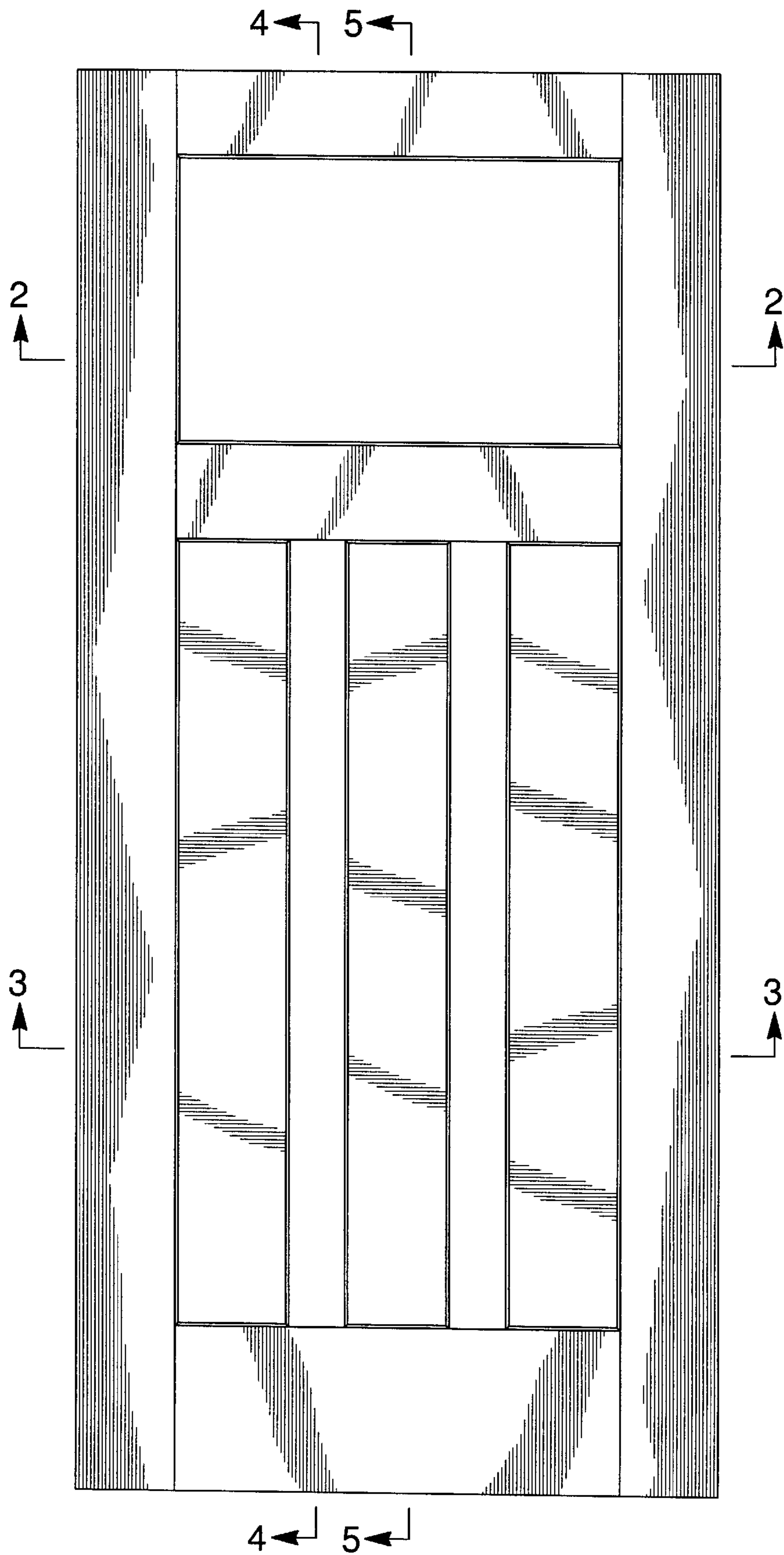


Fig. 1

Fig. 2




Fig. 3



Fig. 6

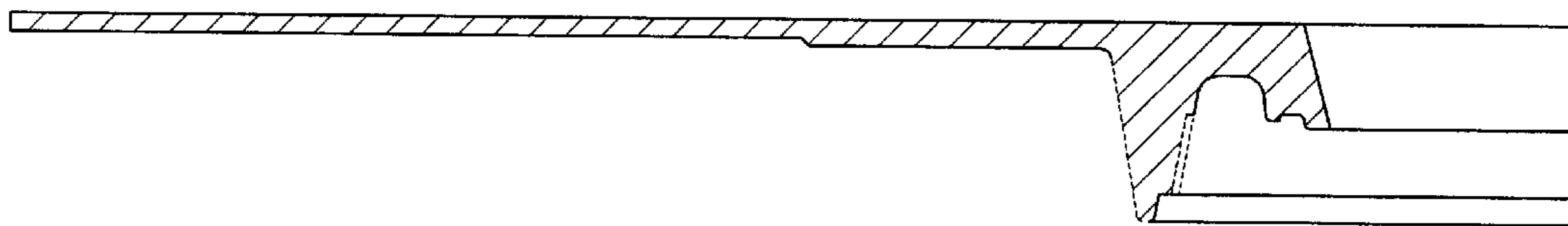


Fig. 7



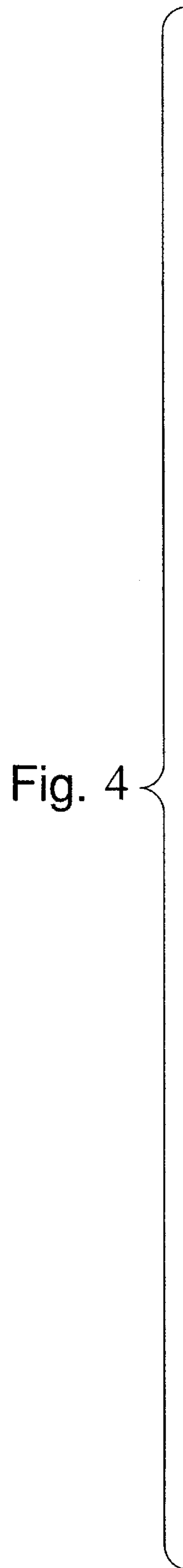


Fig. 4

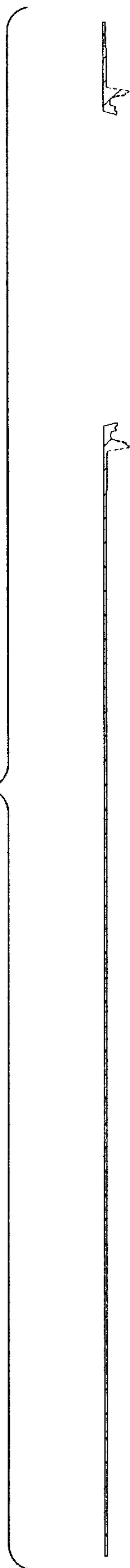


Fig. 5

