



US00D538438S

(12) **United States Design Patent**
Segawa et al.

(10) **Patent No.:** **US D538,438 S**

(45) **Date of Patent:** **** Mar. 13, 2007**

- (54) **CAPSULE ENDOSCOPE CASE**
- (75) Inventors: **Hidetake Segawa**, Tokyo (JP);
Hirotooshi Amano, Tokyo (JP)
- (73) Assignees: **Olympus Medical Systems Corp.**,
Tokyo (JP); **Olympus Imaging Corp.**,
Tokyo (JP)
- (**) Term: **14 Years**
- (21) Appl. No.: **29/255,742**
- (22) Filed: **Mar. 9, 2006**
- (30) **Foreign Application Priority Data**
Sep. 9, 2005 (JP) 2005-026265
- (51) **LOC (8) Cl.** **24-02**
- (52) **U.S. Cl.** **D24/227**
- (58) **Field of Classification Search** D24/216-234;
D9/414, 419, 424-425, 429-432, 739, 745,
D9/750; 229/400, 406, 407; 220/656-659,
220/669-675, 662, 556; 206/503, 508, 515
See application file for complete search history.

(56) **References Cited**

U.S. PATENT DOCUMENTS

- D245,399 S * 8/1977 Walker D9/750
- D332,743 S * 1/1993 Vigue D9/750
- D364,564 S * 11/1995 Moore D9/429

- D414,413 S * 9/1999 Brown D9/425
- D482,276 S * 11/2003 Wang D9/424
- D518,369 S * 4/2006 Haber et al. D9/428
- D520,185 S * 5/2006 Zeng et al. D9/416
- D522,319 S * 6/2006 Palder D9/429
- D528,412 S * 9/2006 Snedden et al. D9/432

* cited by examiner

Primary Examiner—Robert A. Delehanty

Assistant Examiner—Mark Cavanna

(74) *Attorney, Agent, or Firm*—Scully, Scott, Murphy & Presser, P.C.

(57) **CLAIM**

The ornamental design for capsule endoscope case, as shown and described.

DESCRIPTION

FIG. 1 is a front of a capsule endoscope case showing our new design;
 FIG. 2 is a rear view thereof;
 FIG. 3 is a plan view with the opposite bottom view being a mirror image thereof;
 FIG. 4 is a right side view thereof;
 FIG. 5 is a left side view thereof; and,
 FIG. 6 is a cross sectional view taken along line A—A of FIG. 1.
 The bottom view opposite FIG. 3 is a mirror image of FIG. 3 is not shown.

1 Claim, 3 Drawing Sheets

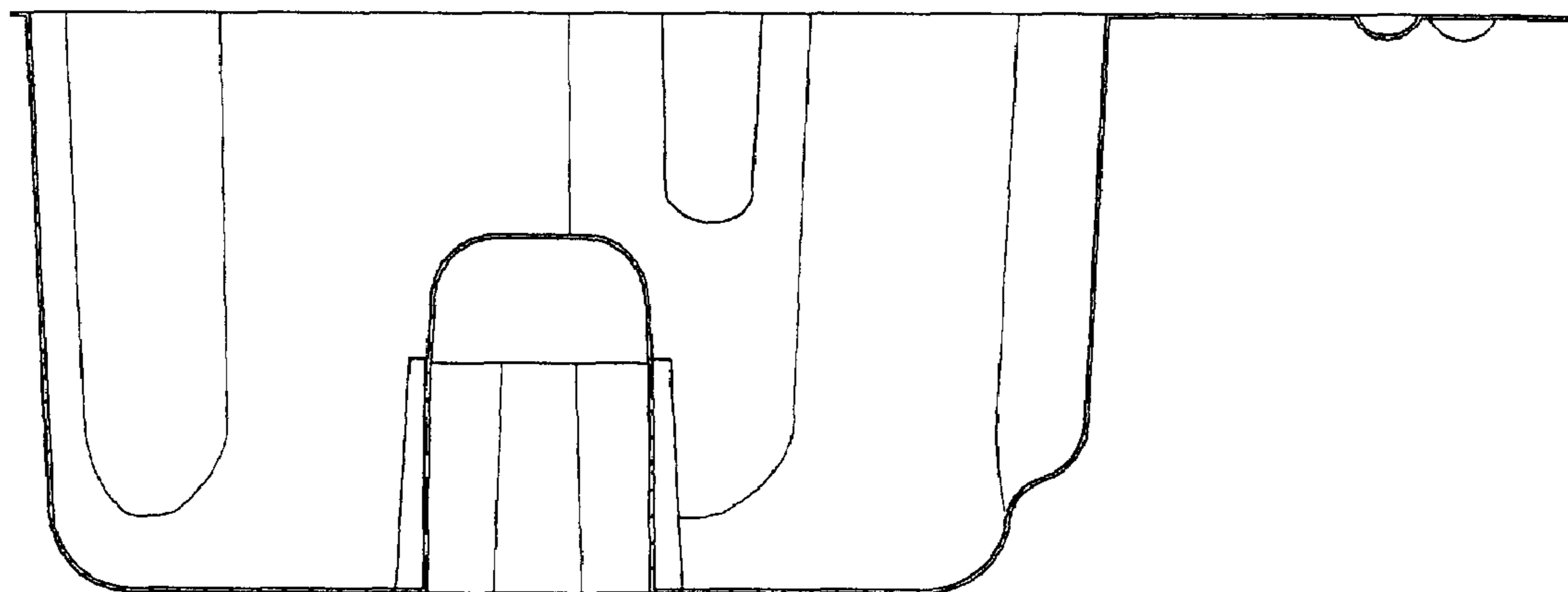


FIG. 1

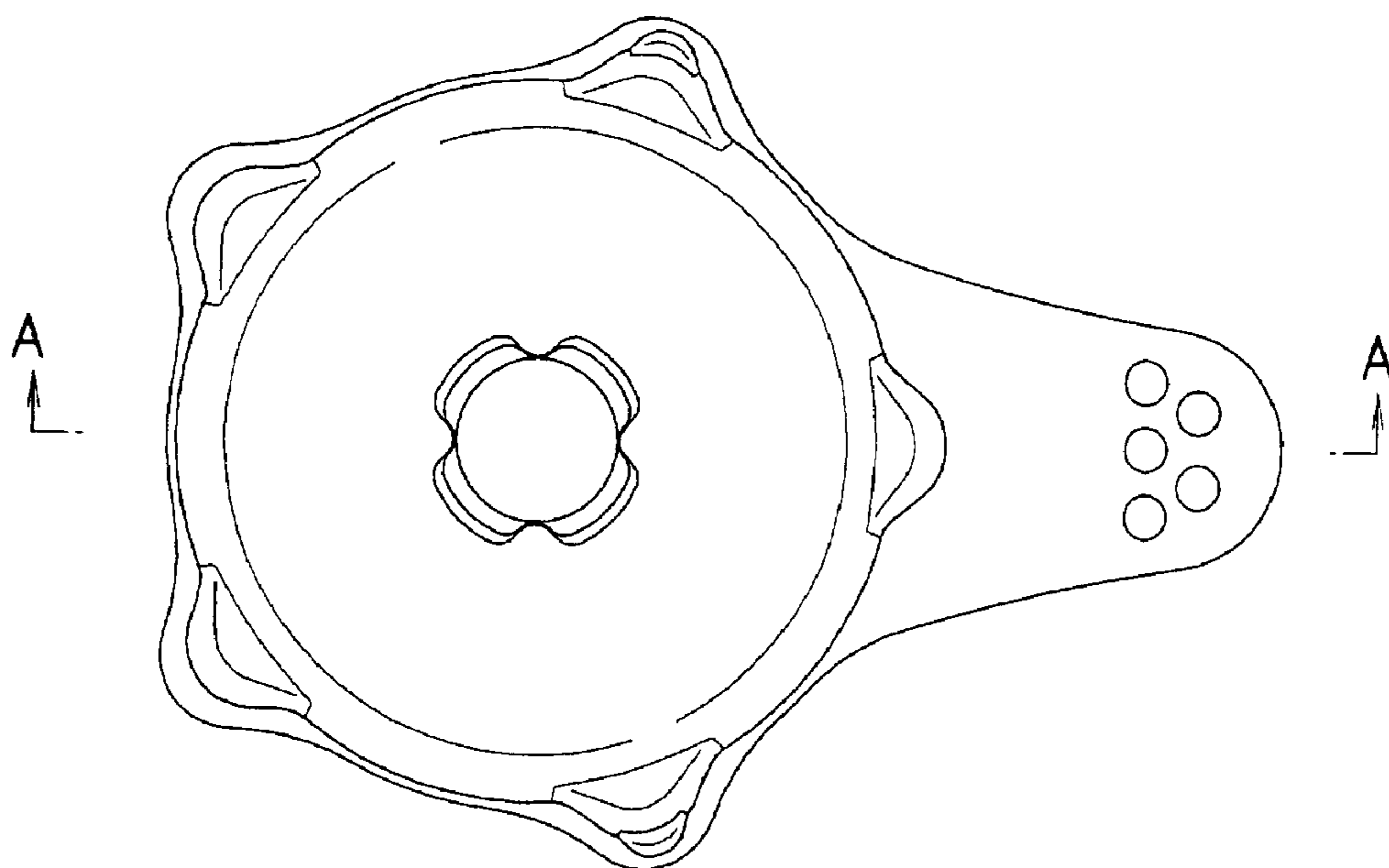


FIG. 2

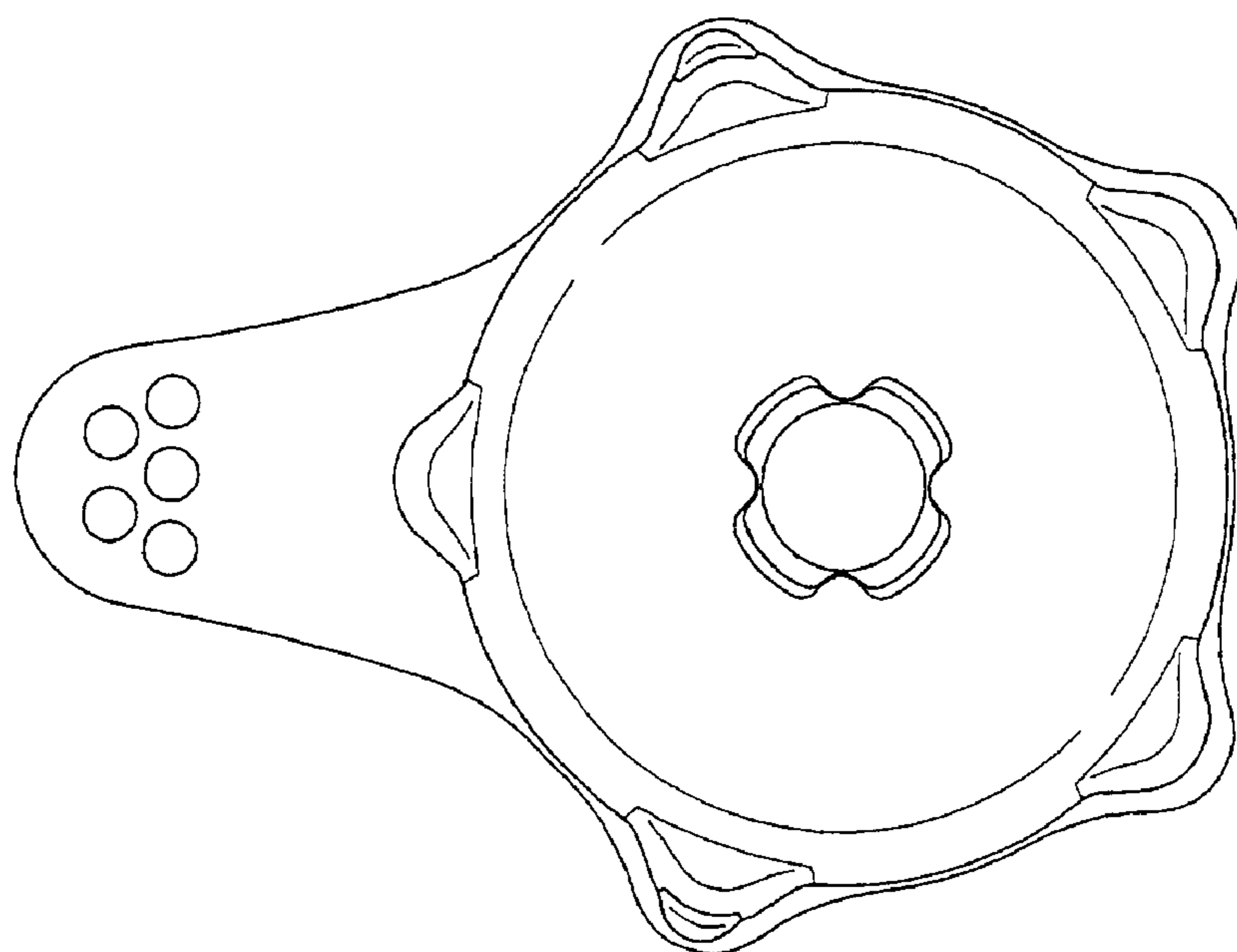


FIG. 3




FIG. 4

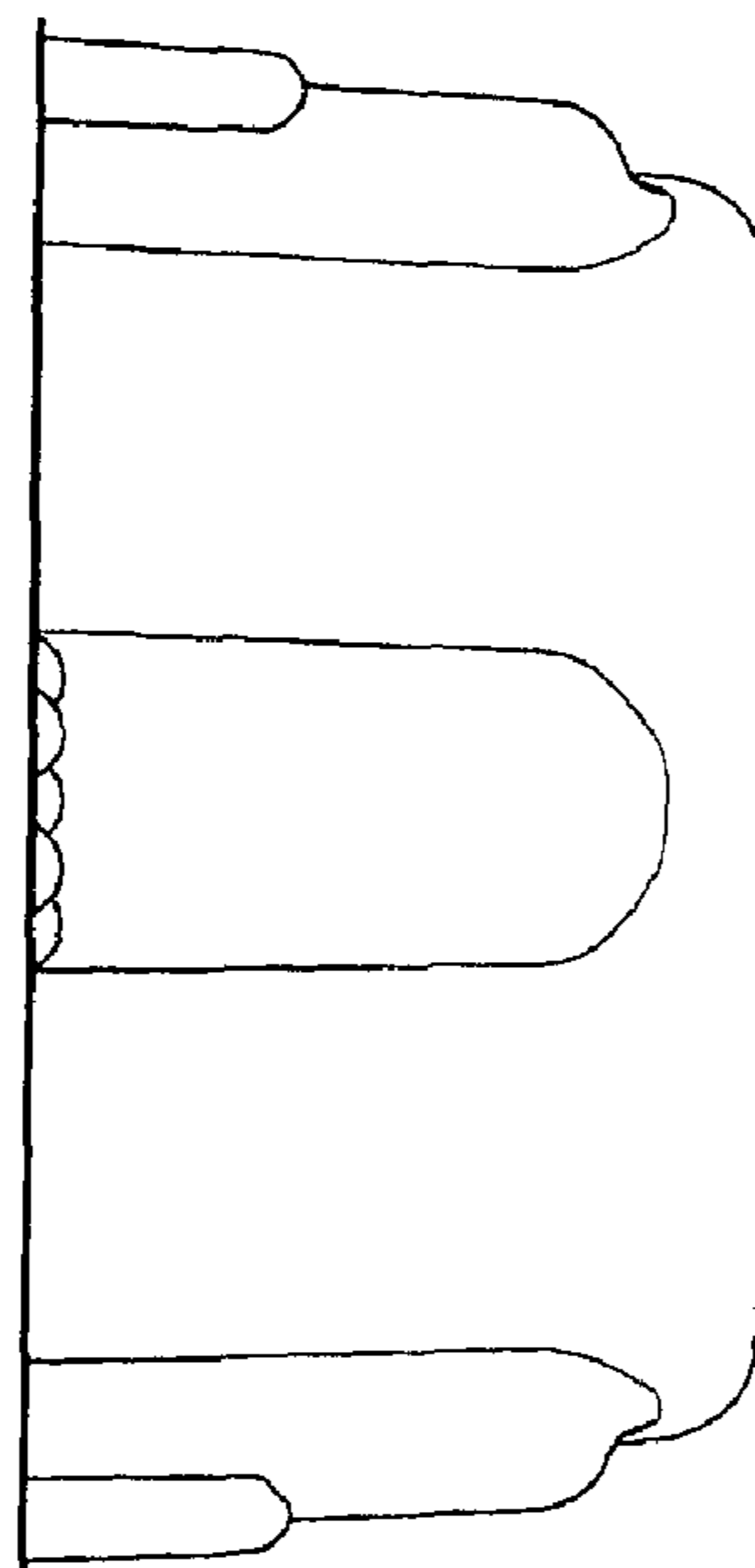


FIG. 5

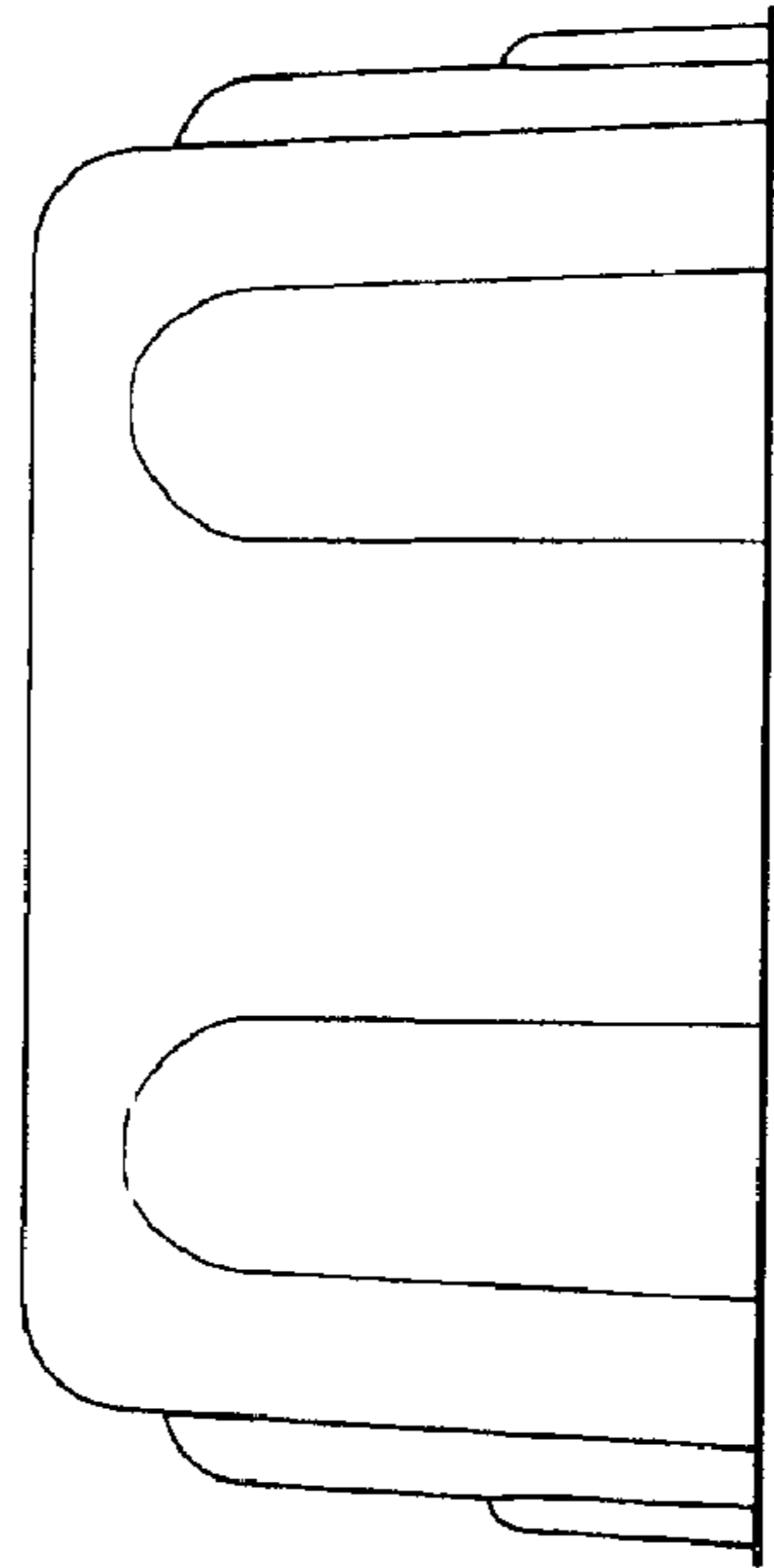


FIG. 6

