



US00D538435S

(12) **United States Design Patent**
Wang et al.

(10) **Patent No.:** **US D538,435 S**
(45) **Date of Patent:** **** Mar. 13, 2007**

(54) **MASSAGER HEAD FOR ELECTRICAL TOOTHBRUSH**

(76) Inventors: **Jen Chuan Wang**, 2230 Tomich Rd.,
Hacienda Heights, CA (US) 91745;
Jonathan Wang, 2230 Tomich Rd.,
Hacienda Heights, CA (US) 91745;
Joan Wang, 2230 Tomich Rd.,
Hacienda Heights, CA (US) 91745

(**) Term: **14 Years**

(21) Appl. No.: **29/212,114**

(22) Filed: **Aug. 27, 2004**

(51) **LOC (8) Cl.** **28-03**

(52) **U.S. Cl.** **D24/215**

(58) **Field of Classification Search** D24/152,
D24/214, 215; 601/162, 139, 141, 110, 103,
601/104; D4/104, 106

See application file for complete search history.

(56) **References Cited**

U.S. PATENT DOCUMENTS

- 2,079,728 A * 5/1937 Arnold 601/139
- 4,205,664 A * 6/1980 Baccialon 601/141
- D258,143 S * 2/1981 Flick D24/152
- D266,787 S * 11/1982 Refer D24/152
- D293,472 S * 12/1987 Chrones et al. D24/211
- 5,027,796 A * 7/1991 Linzey 601/141

- D321,287 S * 11/1991 Woll et al. D4/106
- 5,088,474 A * 2/1992 Mabuchi et al. 601/110
- D345,054 S * 3/1994 Spence, Jr. D4/104
- D350,851 S * 9/1994 Spence, Jr. D4/104
- D351,658 S * 10/1994 Beckman D24/211
- D376,853 S * 12/1996 Hsia D24/214
- D479,336 S * 9/2003 La Bianco et al. D24/215

* cited by examiner

Primary Examiner—Ian Simmons
Assistant Examiner—Melanie Levy

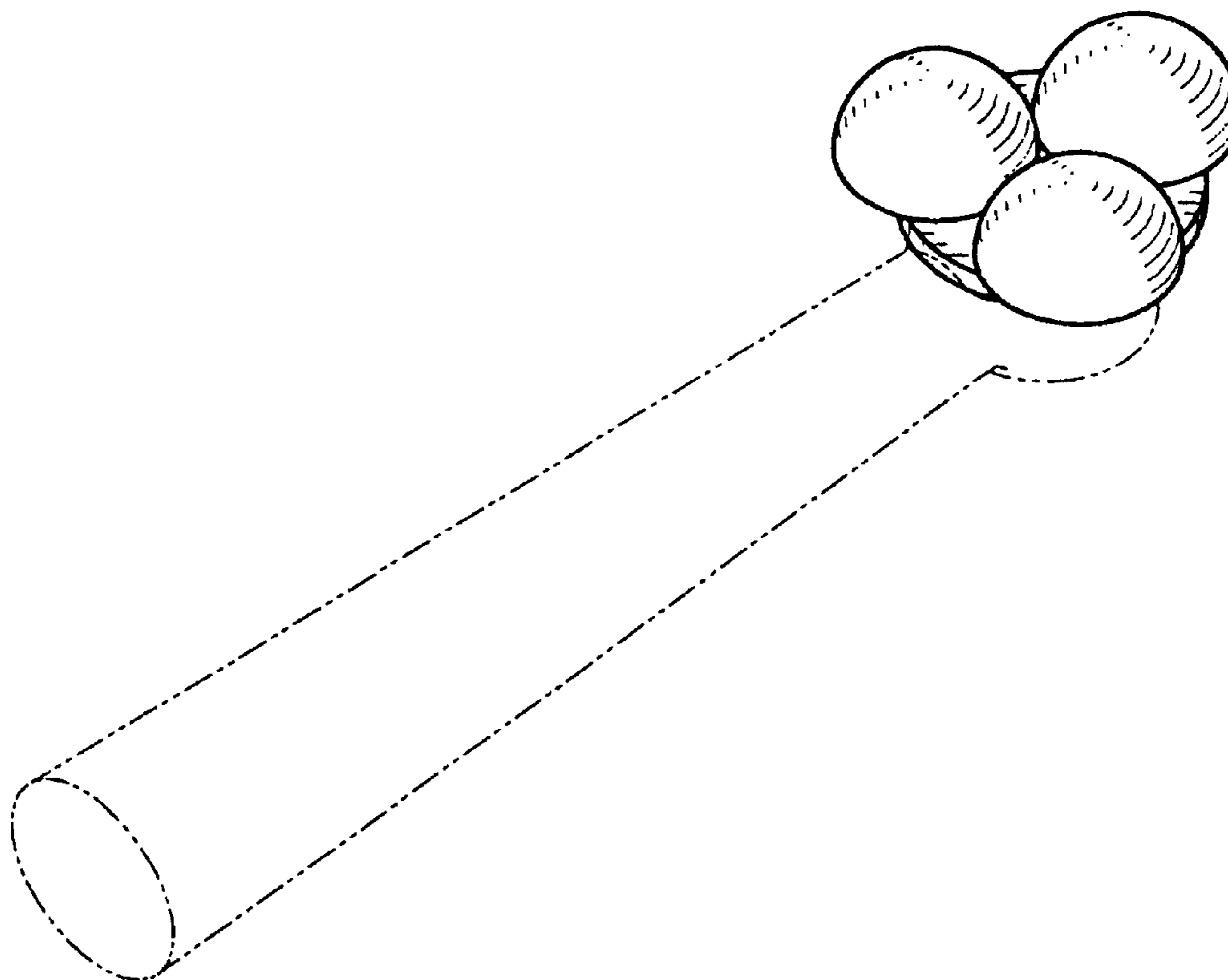
(57) **CLAIM**

The ornamental design for a massager head for an electrical toothbrush, as shown.

DESCRIPTION

FIG. 1 is a perspective view of a massager head showing my new design;
FIG. 2 is a front side perspective view thereof;
FIG. 3 is a right side view thereof;
FIG. 4 is a left side view thereof;
FIG. 5 is a top plan view thereof;
FIG. 6 is a bottom plan view thereof; and,
FIG. 7 is a back side perspective view.
The broken lines showing of the toothbrush in FIGS. 1–7 is for illustrative purposes only and forms no part of the claim design.

1 Claim, 4 Drawing Sheets



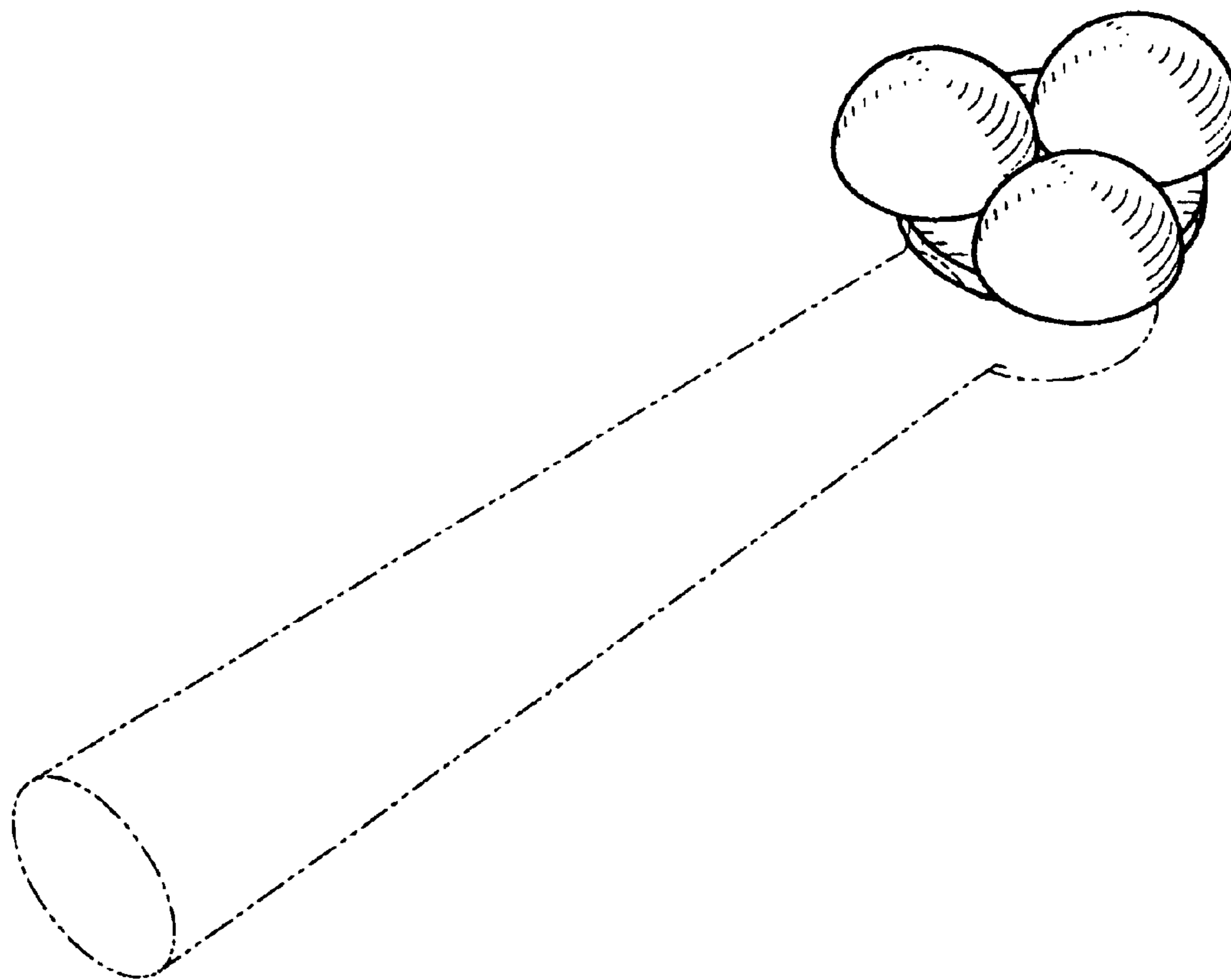


FIG. 1

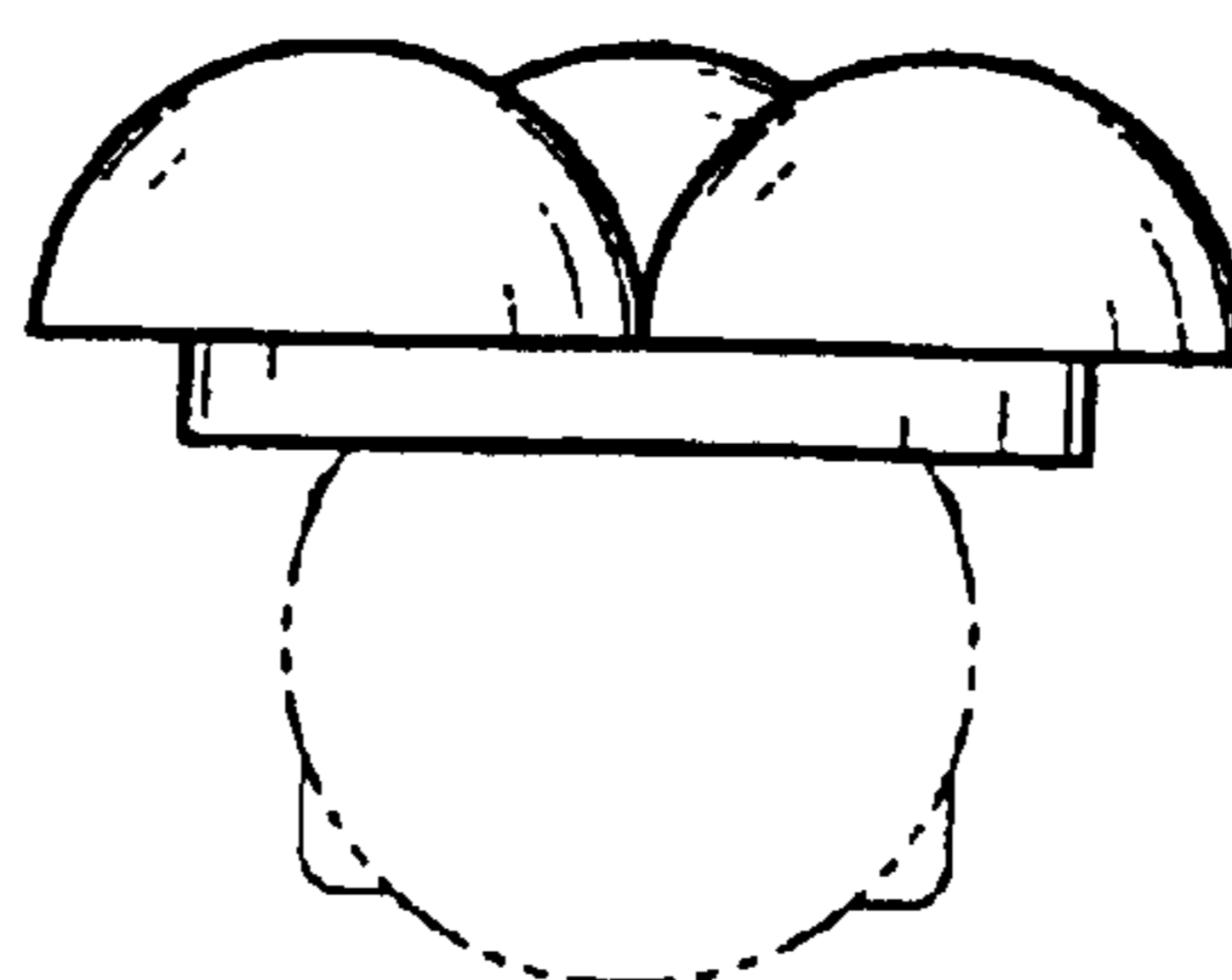


FIG. 2




FIG. 3

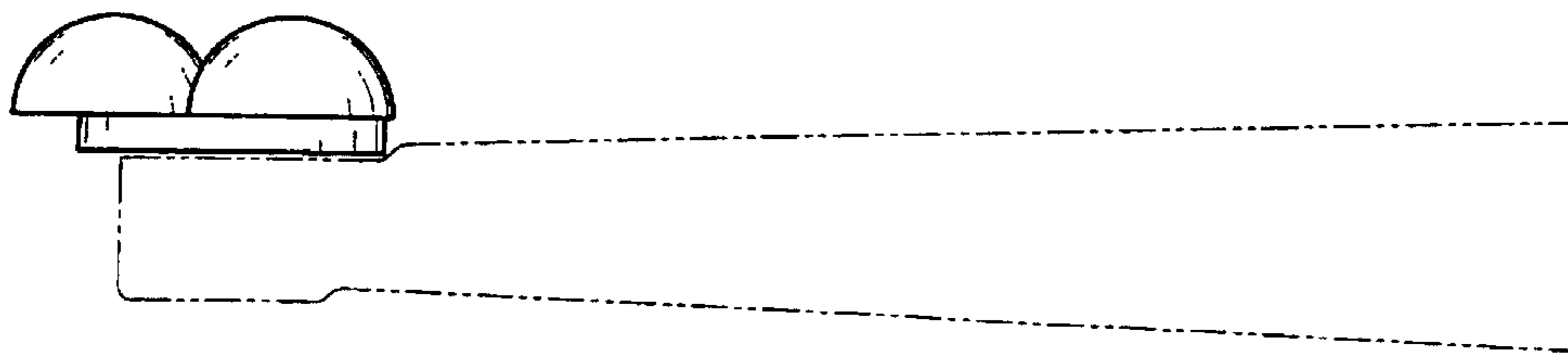


FIG. 4

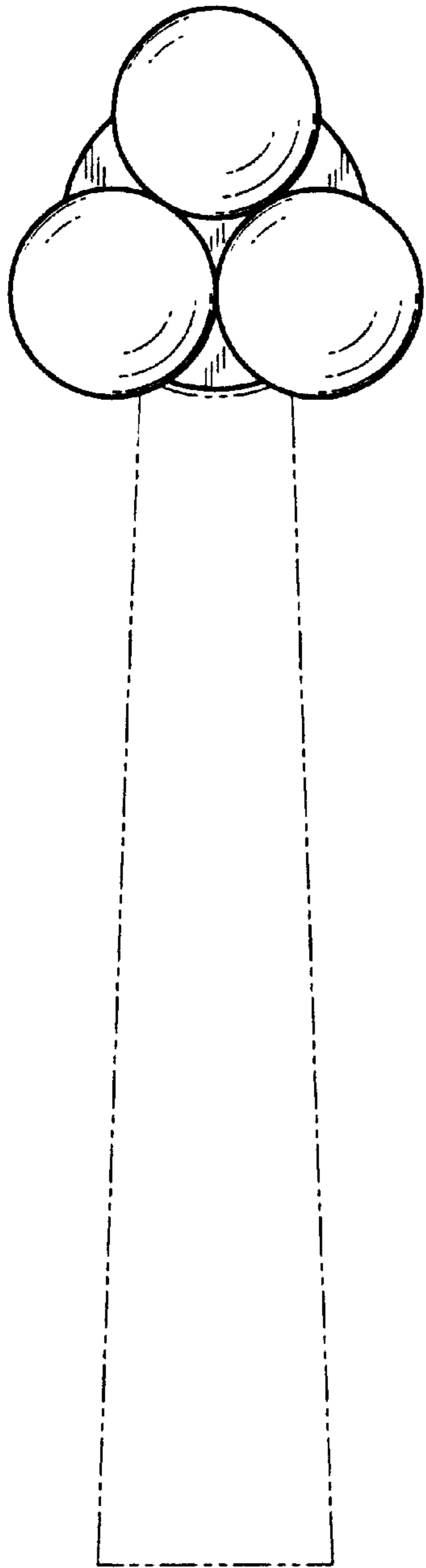


FIG. 5

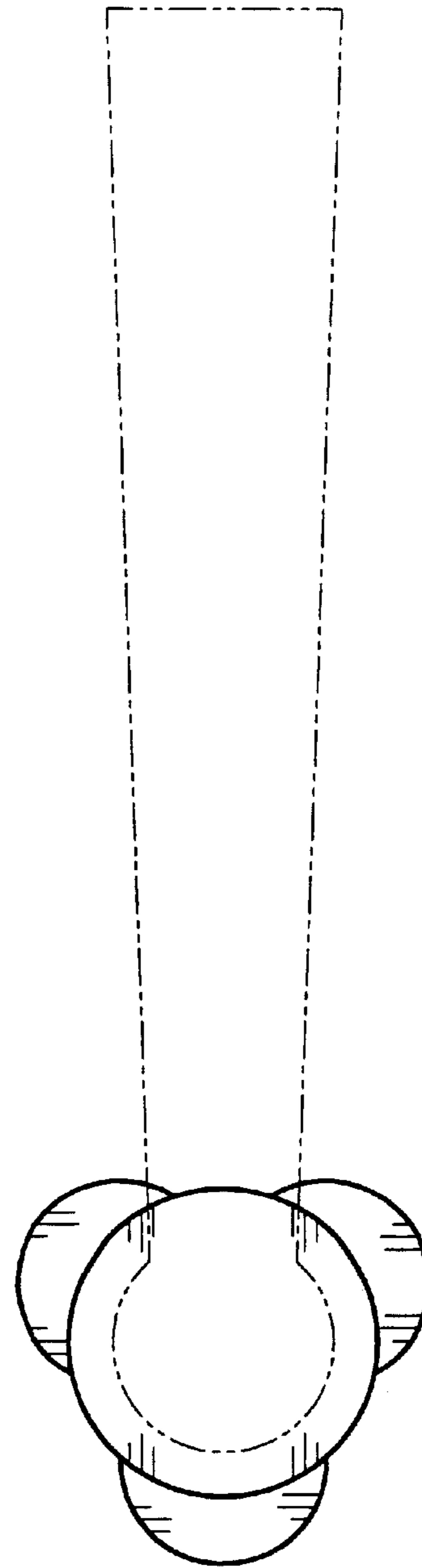


FIG. 6

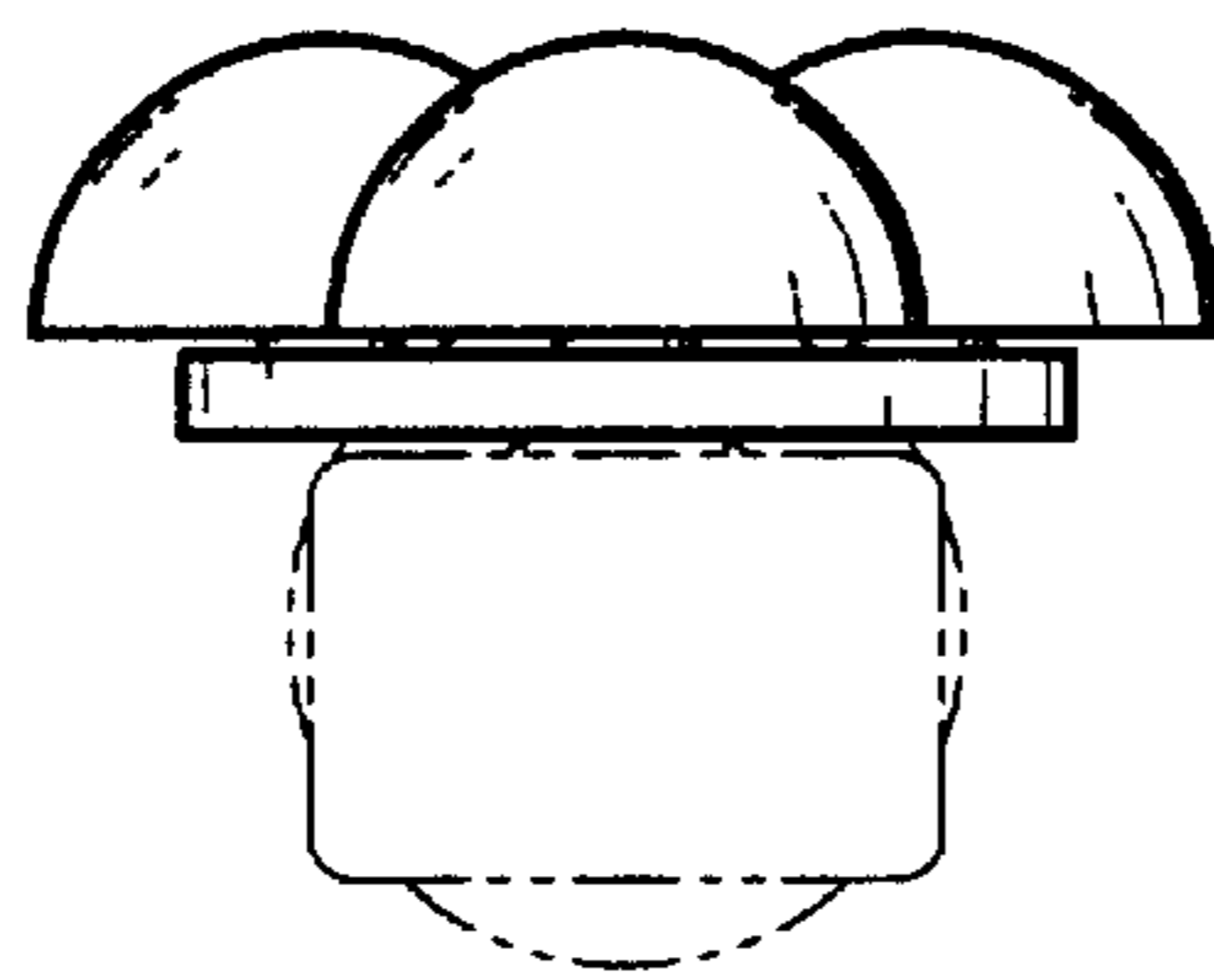


FIG. 7