



US00D538413S

(12) **United States Design Patent**  
**Lyu et al.**

(10) **Patent No.:** **US D538,413 S**  
(45) **Date of Patent:** **\*\* Mar. 13, 2007**

(54) **COVER FOR LOW PROFILE RECREATIONAL VEHICLE AIR CONDITIONER**

D306,341 S \* 2/1990 Bales et al. .... D23/325  
D435,639 S \* 12/2000 Slavonia et al. .... D23/325  
D495,041 S \* 8/2004 Thomas ..... D23/325

(75) Inventors: **Jeong Un Lyu**, Gwangju (KR); **Jong Ho Kim**, Seoul (KR); **Young Kil Ahn**, Gwangju (KR)

\* cited by examiner

*Primary Examiner*—Brian N Vinson

(73) Assignee: **Carrier Corporation**, Farmington, CT (US)

(57) **CLAIM**

The ornamental design for a cover for low profile recreational vehicle air conditioner, as shown and described.

(\*\*) Term: **14 Years**

(21) Appl. No.: **29/219,378**

**DESCRIPTION**

(22) Filed: **Dec. 17, 2004**

(51) **LOC (8) Cl.** ..... **23-04**

(52) **U.S. Cl.** ..... **D23/325**

(58) **Field of Classification Search** ..... D23/325,  
D23/373; 62/244, DIG. 16; 454/136, 146,  
454/151, 143

See application file for complete search history.

FIG. 1 is a perspective view of a cover for a recreational vehicle air conditioner, showing my new design;

FIG. 2 is a top view thereof;

FIG. 3 is a left side elevational view thereof;

FIG. 4 is a right side elevational view thereof;

FIG. 5 is a rear elevational view thereof; and,

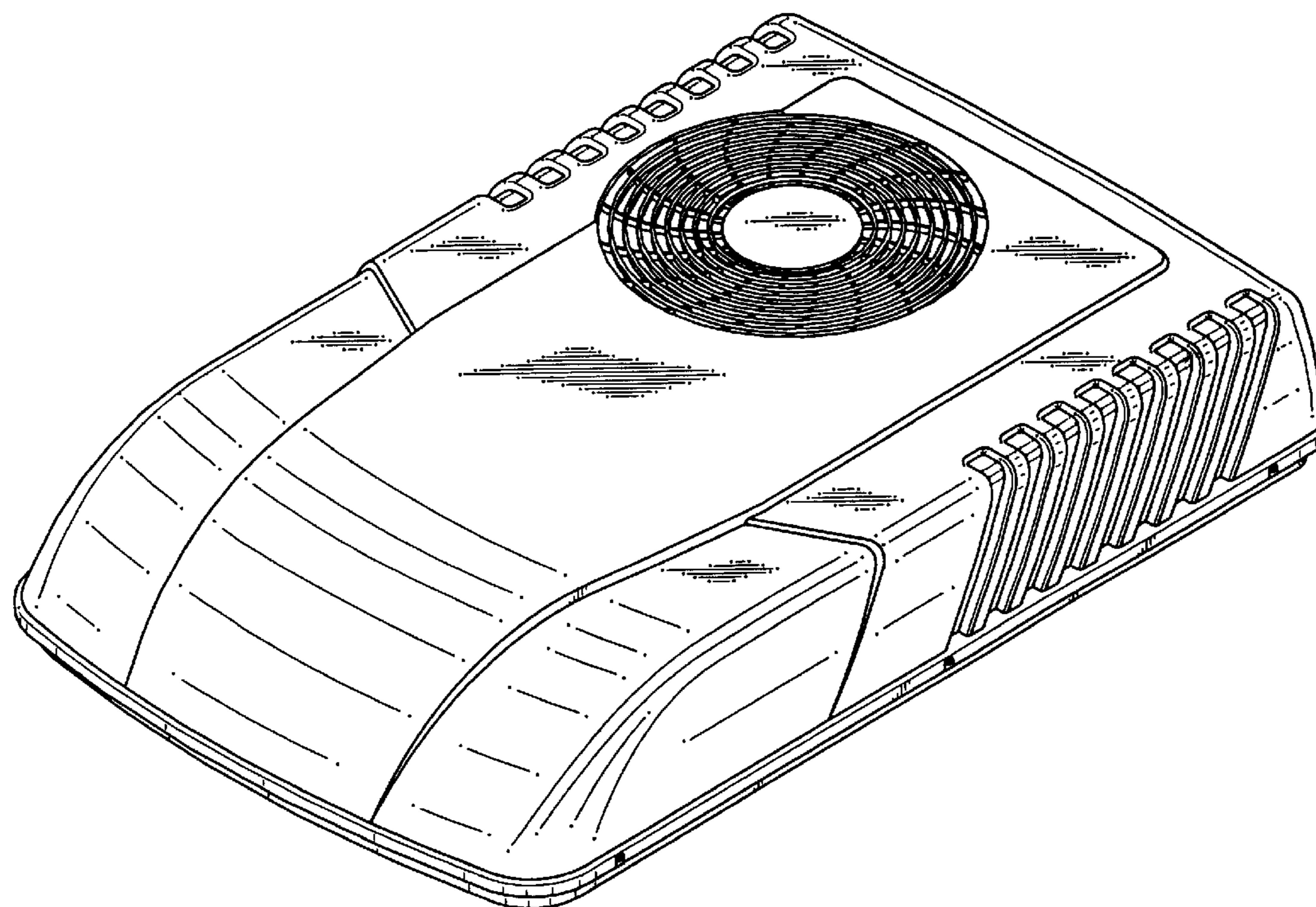
FIG. 6 is a front elevational view thereof.

(56) **References Cited**

**U.S. PATENT DOCUMENTS**

D284,025 S \* 5/1986 Armstrong ..... D23/325

**1 Claim, 2 Drawing Sheets**



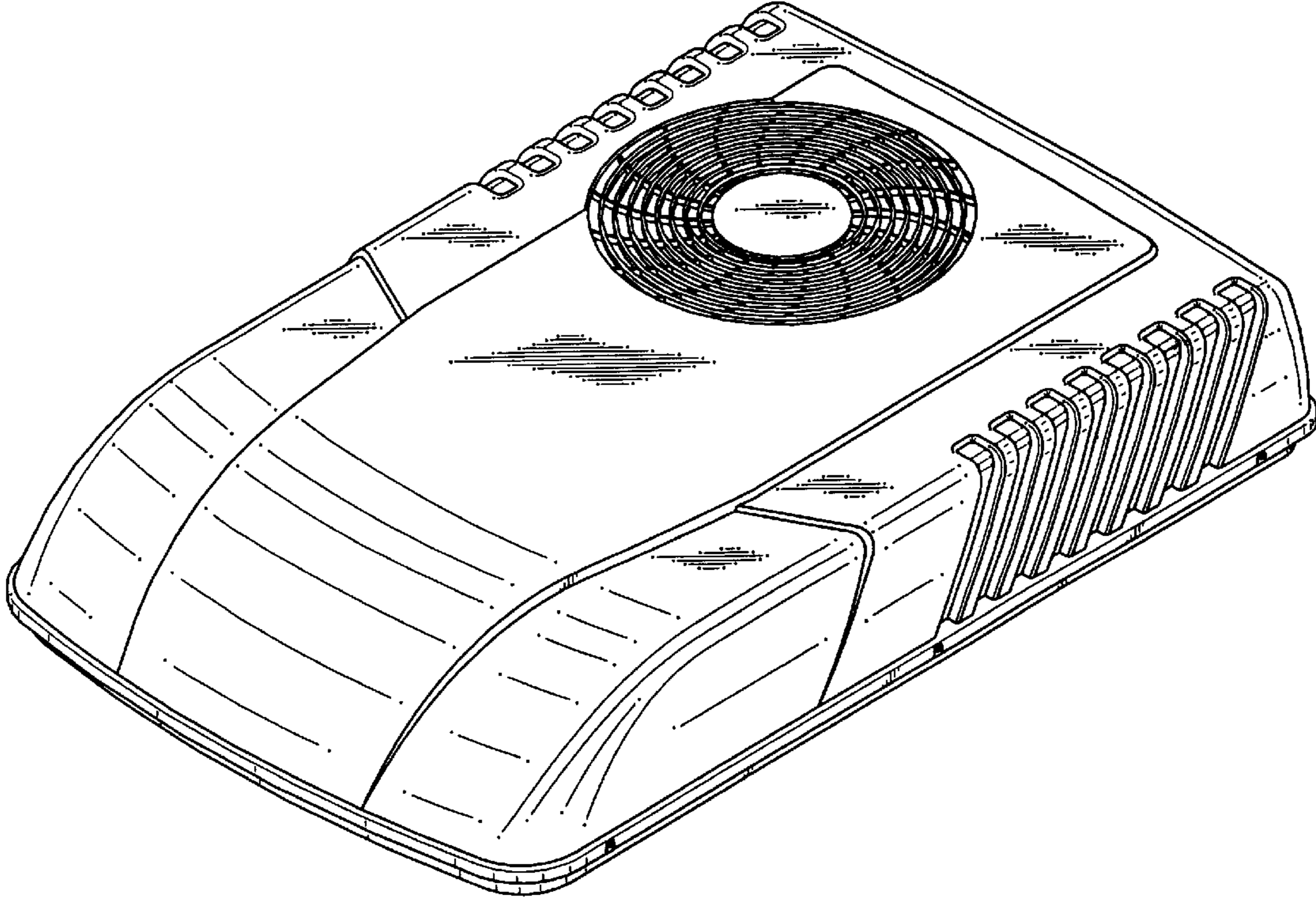


FIG. 1




FIG. 5

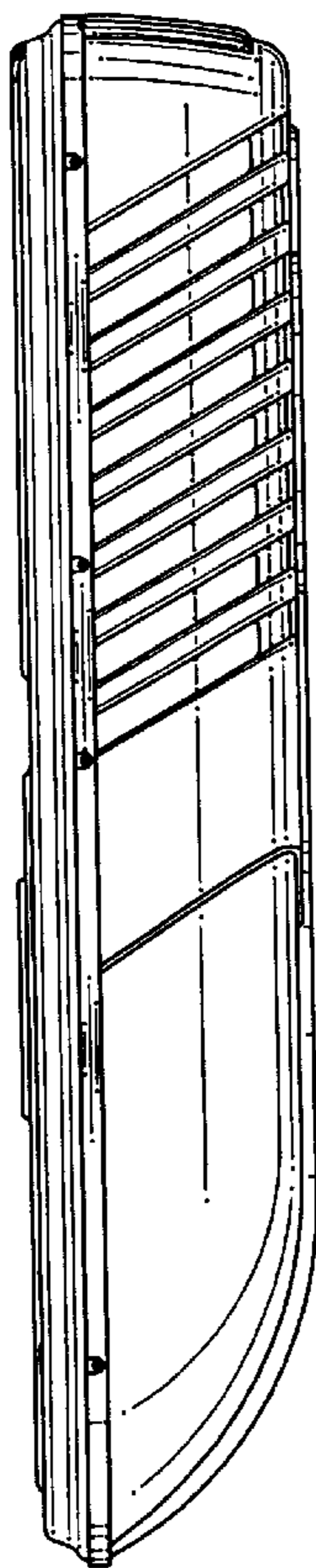


FIG. 3

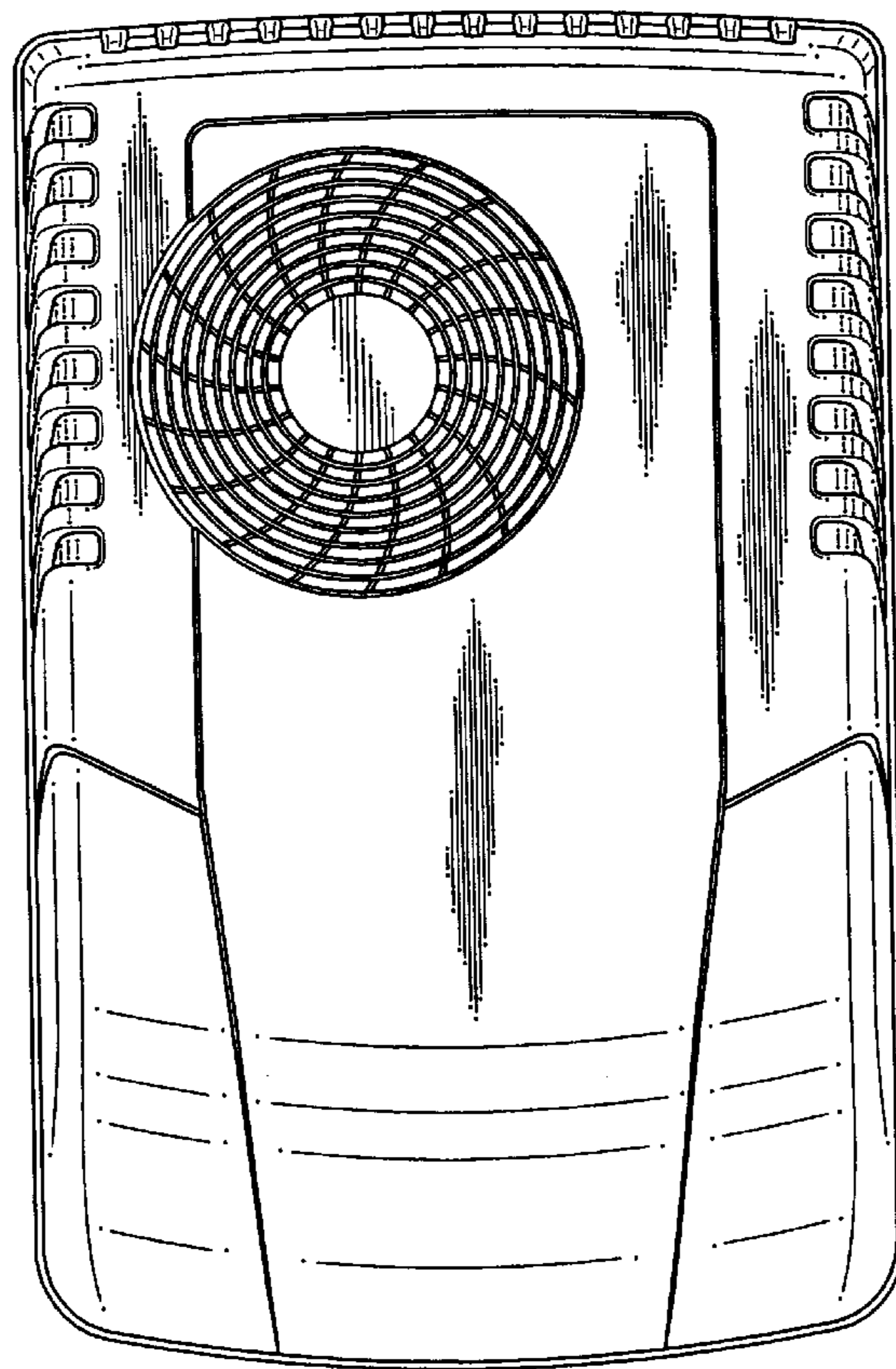


FIG. 2




FIG. 4




FIG. 6