



US00D538408S

(12) **United States Design Patent**
Soulier

(10) **Patent No.:** **US D538,408 S**

(45) **Date of Patent:** **** Mar. 13, 2007**

(54) **PLUMBING FIXTURE**

(75) Inventor: **Jean-Hugues Soulier**, Vaucresson (FR)

(73) Assignee: **Kohler France SAS**, Paris (FR)

(**) Term: **14 Years**

(21) Appl. No.: **29/220,902**

(22) Filed: **Jan. 7, 2005**

(51) **LOC (8) Cl.** **23-02**

(52) **U.S. Cl.** **D23/293.1**

(58) **Field of Classification Search** D23/273,
D23/284–290, 293.1, 303, 308; 4/619–620,
4/624–625, 630–631, 661
See application file for complete search history.

(56) **References Cited**

U.S. PATENT DOCUMENTS

4,646,370	A	*	3/1987	Risberg et al.	4/661
D295,071	S	*	4/1988	Kohler et al.	D23/293.1
D332,654	S	*	1/1993	Reid et al.	D23/308
D399,933	S	*	10/1998	Thomas	D23/284
D408,898	S	*	4/1999	Kaiser	D23/284
D411,877	S	*	7/1999	Chiu	D23/292
D412,562	S	*	8/1999	Soulier	D23/292
D521,128	S	*	5/2006	Mayer	D23/292

OTHER PUBLICATIONS

BATHSTORE, “Anna”, web page from www.bathstore.com, dated Oct. 21, 2004.
BATHSTORE, “Reprieve”, web page from www.bathstore.com, dated Oct. 21, 2004.

KOHLER CO., “Parigi Pedestal Lavatory”, web page from www.plumbingexpress.com, dated Oct. 21, 2004.

* cited by examiner

Primary Examiner—Robert A. Delehanty

(74) *Attorney, Agent, or Firm*—Quarles & Brady LLP

(57) **CLAIM**

The ornamental design for a plumbing fixture, as shown and described.

DESCRIPTION

In a preferred embodiment, the nature of this product is a plumbing fixture, such as a lavatory or portion thereof.

FIG. 1 is a top, left, front perspective view of a lavatory embodying my new design;

FIG. 2 is a top plan view thereof;

FIG. 3 is a front elevational view thereof;

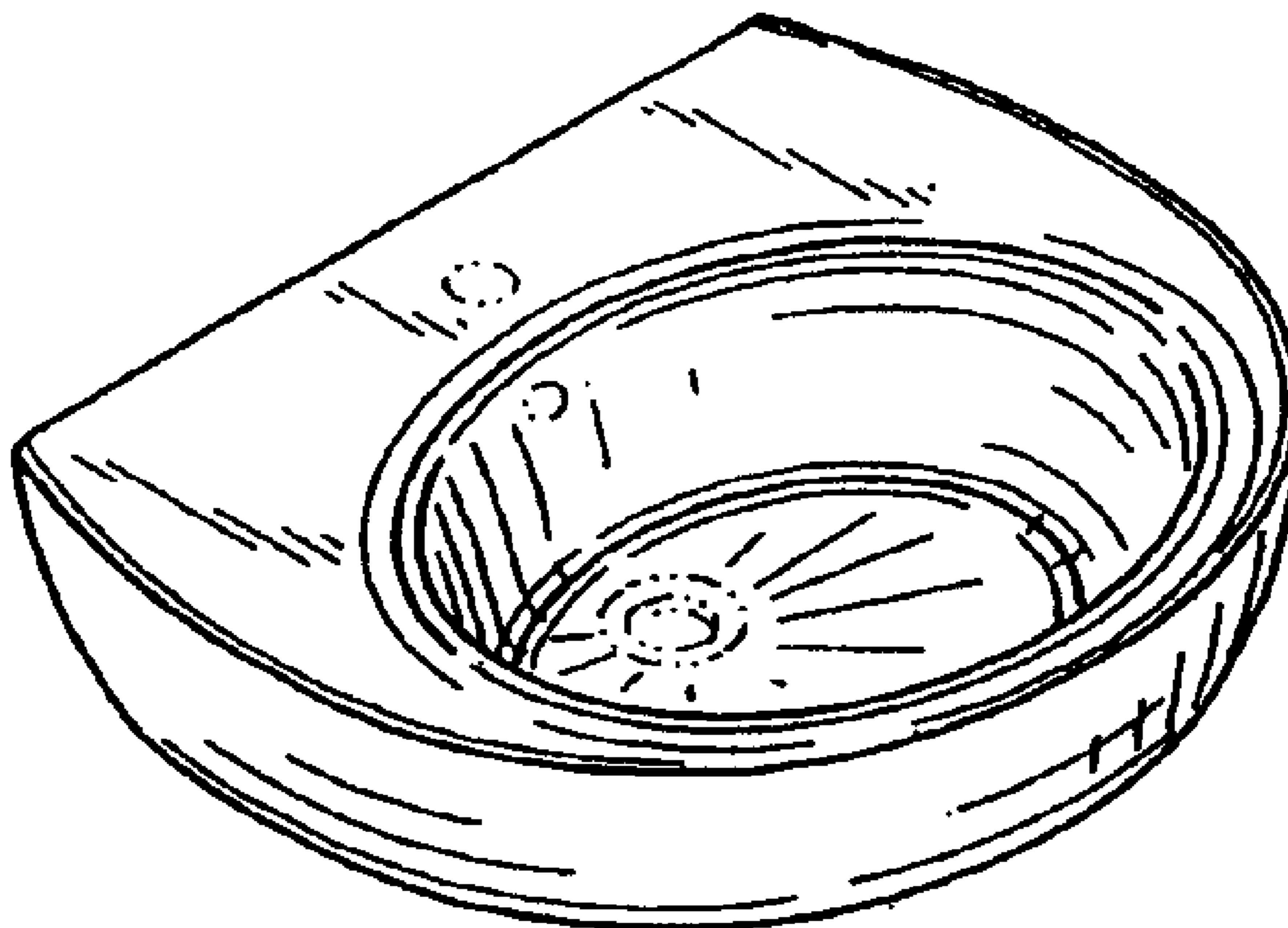
FIG. 4 is a left side elevational view thereof, the right side elevational view thereof being a mirror image of the left side shown;

FIG. 5 is a rear elevational view thereof; and,

FIG. 6 is a bottom plan view thereof.

The broken line representations of a drain in FIGS. 1–6, holes in FIGS. 1–2, and 5–6, and of rear, internal and or underside structures in FIGS. 4–6 are for the purpose of illustration only, and form no part of the claimed design.

1 Claim, 2 Drawing Sheets



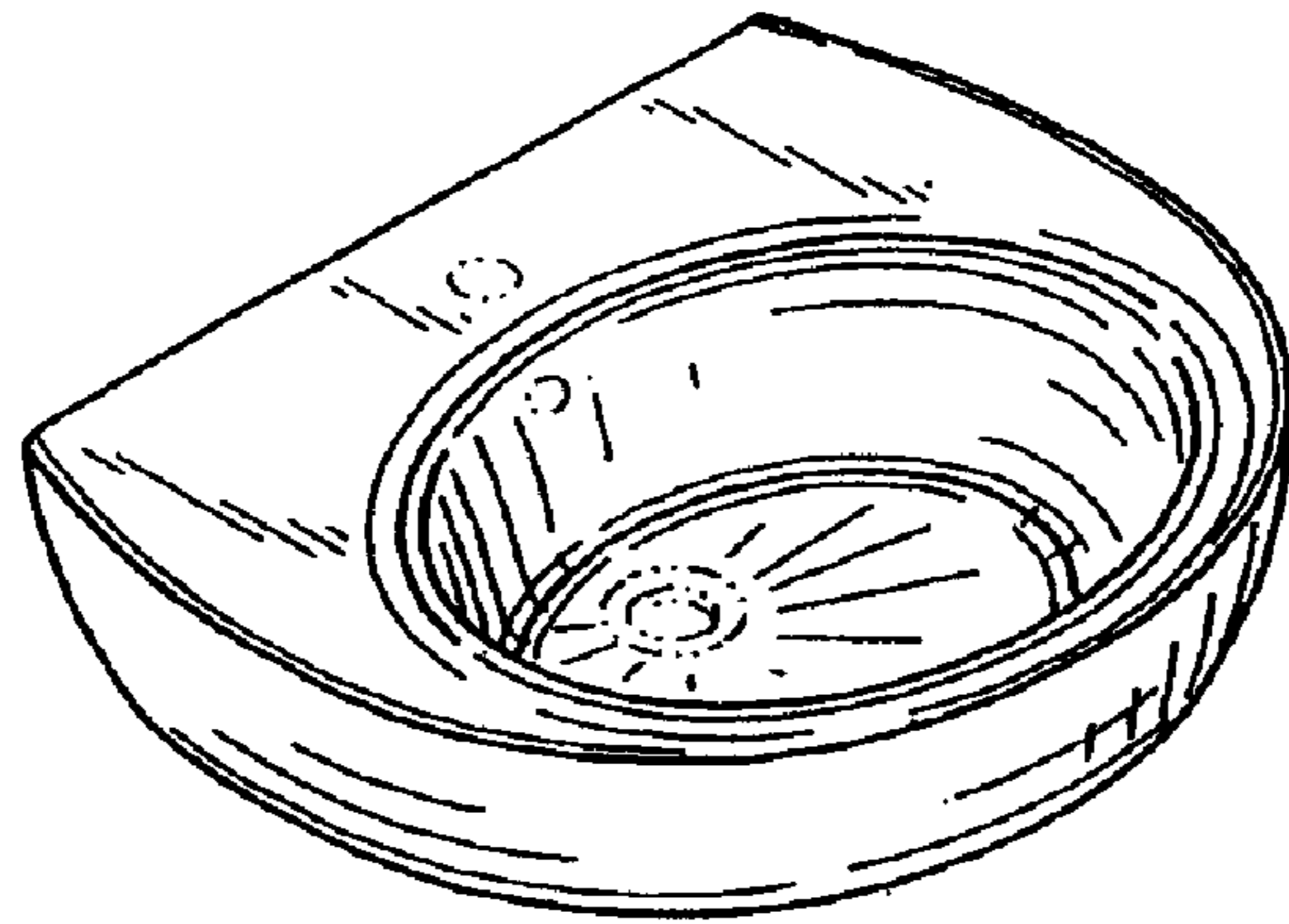


FIG. 1

FIG. 2


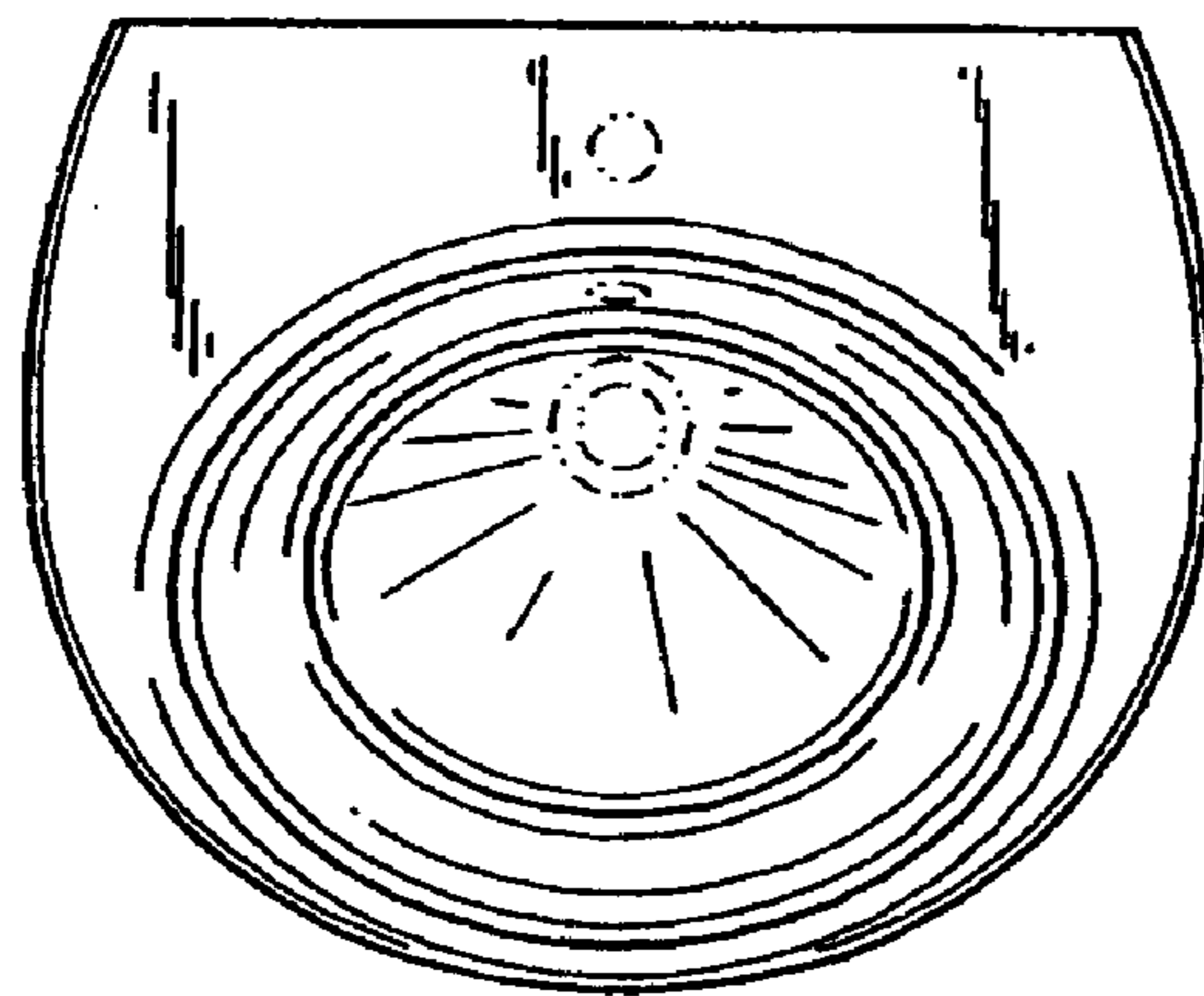


FIG. 3

FIG. 4




FIG. 5

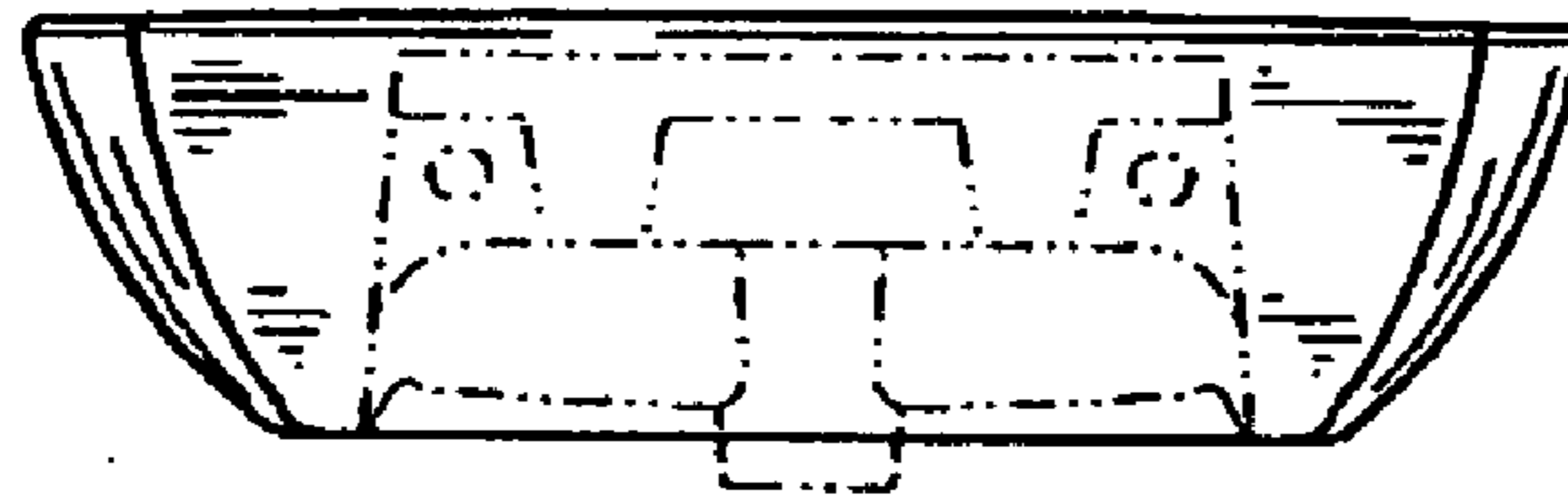


FIG. 6

