

US00D538407S

(12) **United States Design Patent**
Bates et al.

(10) **Patent No.:** **US D538,407 S**
(45) **Date of Patent:** **** Mar. 13, 2007**

(54) **LAVATORY**

(75) Inventors: **Michael R. Bates**, Sheboygan, WI (US); **Ken S. Hanna**, Adell, WI (US)

(73) Assignee: **Kohler Co.**, Kohler, WI (US)

(**) Term: **14 Years**

(21) Appl. No.: **29/242,181**

(22) Filed: **Nov. 7, 2005**

(51) **LOC (8) Cl.** **23-02**

(52) **U.S. Cl.** **D23/290**

(58) **Field of Classification Search** D23/270–271,
D23/273, 284–287, 290–291, 293.1, 303,
D23/308; 4/619, 624–625, 630, 661, DIG. 15;
D21/524

See application file for complete search history.

(56) **References Cited**

U.S. PATENT DOCUMENTS

D492,015 S * 6/2004 Kergoet D23/293.1
D509,887 S * 9/2005 Sutopo D23/293.1
7,039,963 B2 * 5/2006 Loberger et al. D23/290

OTHER PUBLICATIONS

Villeroy & Boch Catalog: Monal Washing Trough, p. 70.
Franke, Single/Multiple Wash Basins “Confort Wash Basin
CM1400.”

* cited by examiner

Primary Examiner—Robert A. Delehanty

(74) *Attorney, Agent, or Firm*—Quarles & Brady LLP

(57) **CLAIM**

The ornamental design for a lavatory, as shown and described.

DESCRIPTION

In a preferred embodiment, the nature of this product is as a plumbing fixture primarily useful for washing various objects.

FIG. 1 is a left, top, front perspective view of a lavatory according to our new design;

FIG. 2 is a top plan view thereof;

FIG. 3 is a front elevational view thereof, the rear elevational view thereof being a mirror image of the front elevational view shown;

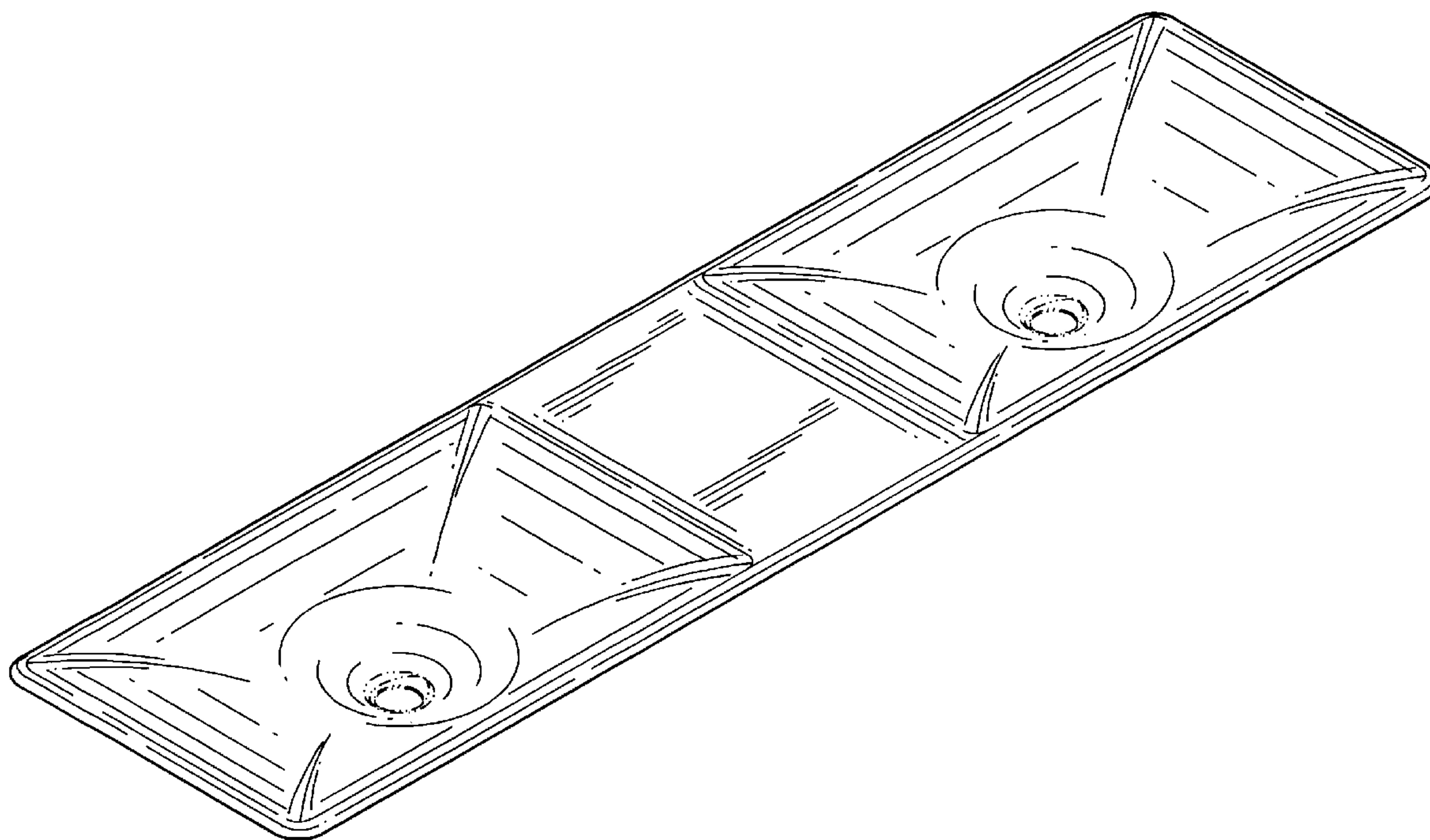
FIG. 4 is a left side elevational view thereof, the right side elevational view thereof being a mirror image of the left side shown;

FIG. 5 is a bottom plan view thereof; and,

FIG. 6 is a front sectional view thereof taken along line 6—6 of FIG. 2.

The broken line representations of drain structure in FIGS. 1–6 are for the purpose of illustration only, and form no part of the claimed design.

1 Claim, 4 Drawing Sheets



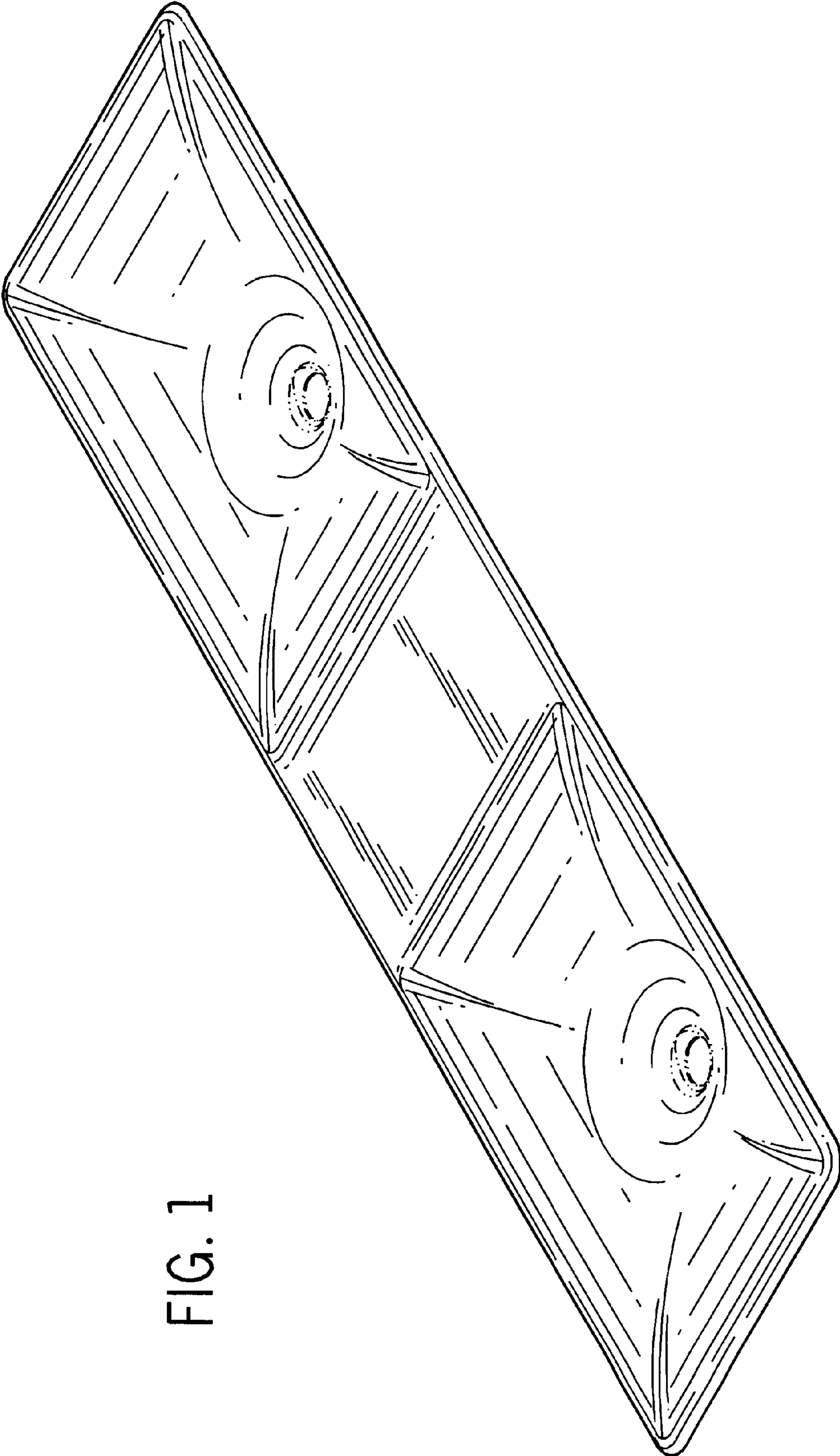


FIG. 1

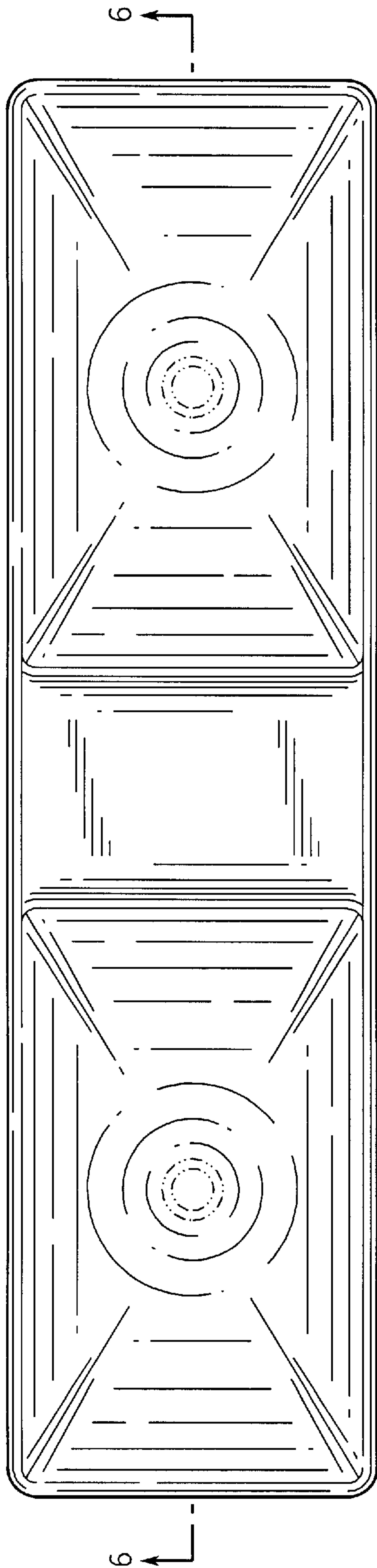


FIG. 2




FIG. 3

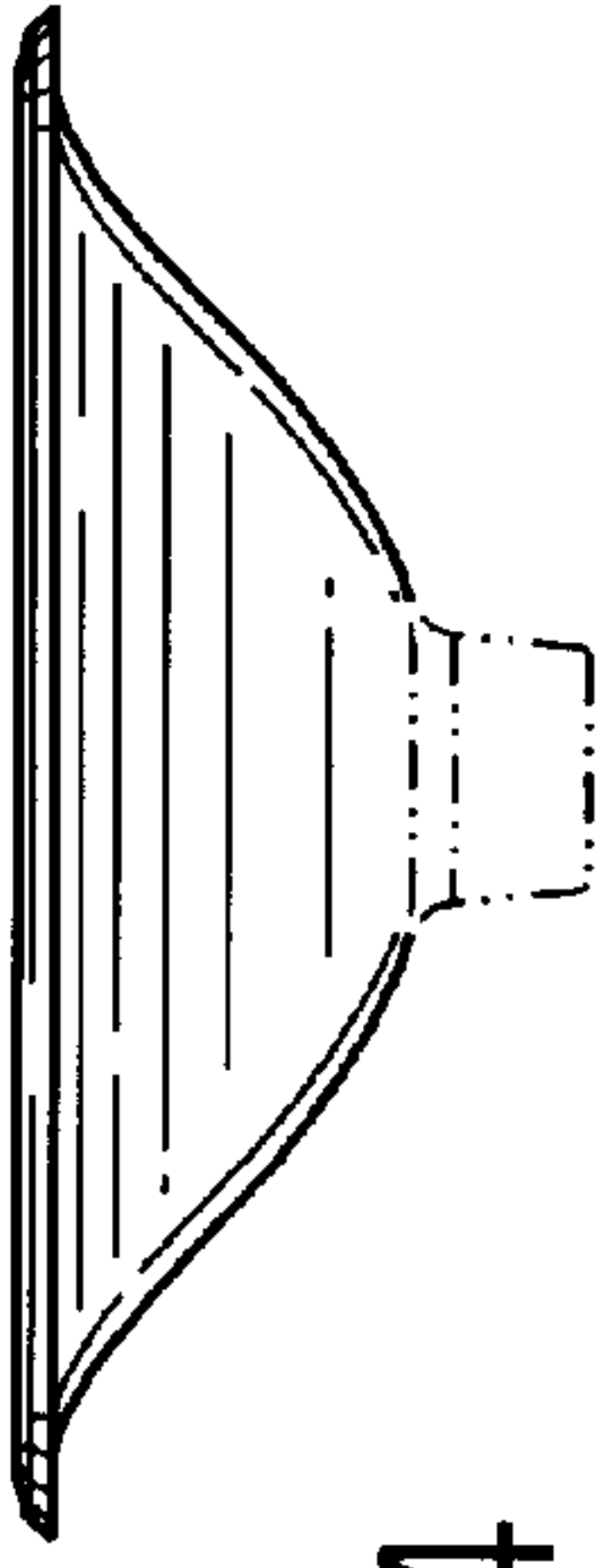


FIG. 4

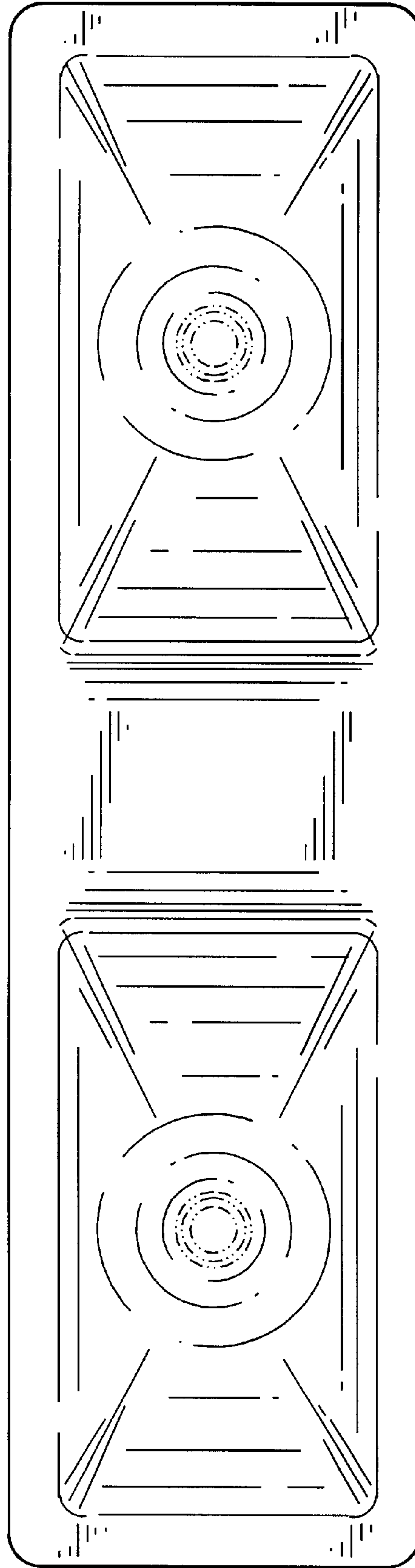


FIG. 5




FIG. 6